



The rise and fall of Weber indices

Massimo Nespolo

► To cite this version:

Massimo Nespolo. The rise and fall of Weber indices. Journal of Applied Crystallography, 2018, 51 (4), pp.1221-1225. 10.1107/S1600576718007033 . hal-01859761

HAL Id: hal-01859761

<https://hal.univ-lorraine.fr/hal-01859761>

Submitted on 22 Aug 2018

HAL is a multi-disciplinary open access archive for the deposit and dissemination of scientific research documents, whether they are published or not. The documents may come from teaching and research institutions in France or abroad, or from public or private research centers.

L'archive ouverte pluridisciplinaire **HAL**, est destinée au dépôt et à la diffusion de documents scientifiques de niveau recherche, publiés ou non, émanant des établissements d'enseignement et de recherche français ou étrangers, des laboratoires publics ou privés.



The rise and fall of Weber indices

Massimo Nespolo

J. Appl. Cryst. (2018). **51**, 1221–1225



IUCr Journals
CRYSTALLOGRAPHY JOURNALS ONLINE

Copyright © International Union of Crystallography

Author(s) of this paper may load this reprint on their own web site or institutional repository provided that this cover page is retained. Republication of this article or its storage in electronic databases other than as specified above is not permitted without prior permission in writing from the IUCr.

For further information see <http://journals.iucr.org/services/authorrights.html>

The rise and fall of Weber indices

Massimo Nespolo*

Université de Lorraine, CNRS, CRM2, Vandoeuvre-lès-Nancy F-54000, France. *Correspondence e-mail: massimo.nespolo@univ-lorraine.fr

Received 6 March 2018

Accepted 8 May 2018

Edited by J. M. García-Ruiz, Instituto Andaluz de Ciencias de la Tierra, Granada, Spain

Keywords: Bravais–Miller indices; hexagonal axes; Weber indices; Weber symbols.

Weber indices were introduced to provide a unique expression of a lattice direction with respect to the four-axis setting used for hexagonal and rhombohedral crystals. They are in general fractional indices, even in the case of a primitive hexagonal unit cell, but they are often carelessly reduced to integer values. This corresponds, on the one hand, to taking as direction indices the nodes of a lattice further from the origin and, on the other hand, to adopting a hybrid indexing between direct and reciprocal space. A critical analysis of the drawbacks of Weber indices is presented, which justifies the reluctance of crystallographers to adopt them, despite a more widespread use in fields like electron microscopy and metal science.

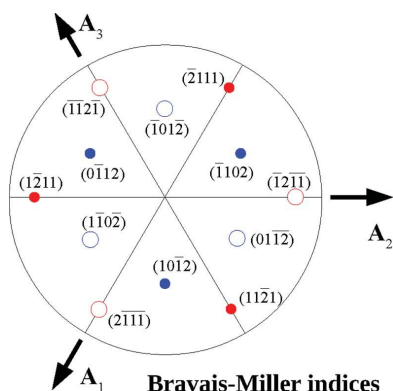
1. Introduction

As in the case of lattice planes, a four-index notation has been introduced for lattice directions (Weber, 1922), which is known as ‘Weber indices’ or ‘Weber symbols’. Several critical analyses of this notation are available in the older literature (Hey, 1930; Wolfe, 1944; Donnay, 1947; Terpstra, 1927, 1952; Otte & Crocker, 1965). The use of Weber indices is relatively common in electron diffraction and metal science but much less in crystallography: they are not even mentioned in *International Tables for Crystallography*. The reason for this lack of success is that they are ‘not [...] suited for crystallographic calculation’ (Bloss, 1971, p. 64). Nevertheless, they are mentioned in some textbooks, like those by Mittemeijer (2010), De Graef & McHenry (2012) – where they are incorrectly called ‘Miller–Bravais direction indices’ – and Hammond (2015), and in our experience it is not rare that students or newcomers to the field get confused about the meaning and use of four-digit indices. Also, questions sometimes appear on research-oriented social networks about the use of four-digit rather than three-digit indices, but the fundamental difference between Bravais–Miller indices and Weber indices is seldom, if ever, pointed out as it should be. In this article we show that, whereas the use of Bravais–Miller indices is fully justified when adopting hexagonal axes, Weber indices essentially represent an unnecessary complication. Moreover, the careless but common practice of systematically transforming Weber indices to integer numbers even when they are fractional leads to inconsistent and incorrect results.

We remind the reader that the direction indices of the zone axis of a set of lattice planes are proportional to the cross product of the vectors perpendicular to any pair of lattice planes belonging to the zone,

$$[uvw] \propto [h_1 k_1 l_1]^* \times [h_2 k_2 l_2]^* = -[h_2 k_2 l_2]^* \times [h_1 k_1 l_1]^*, \quad (1)$$

and that the condition for a direction $[uvw]$ to be contained in a lattice plane (hkl) is given by the Weiss law:



© 2018 International Union of Crystallography

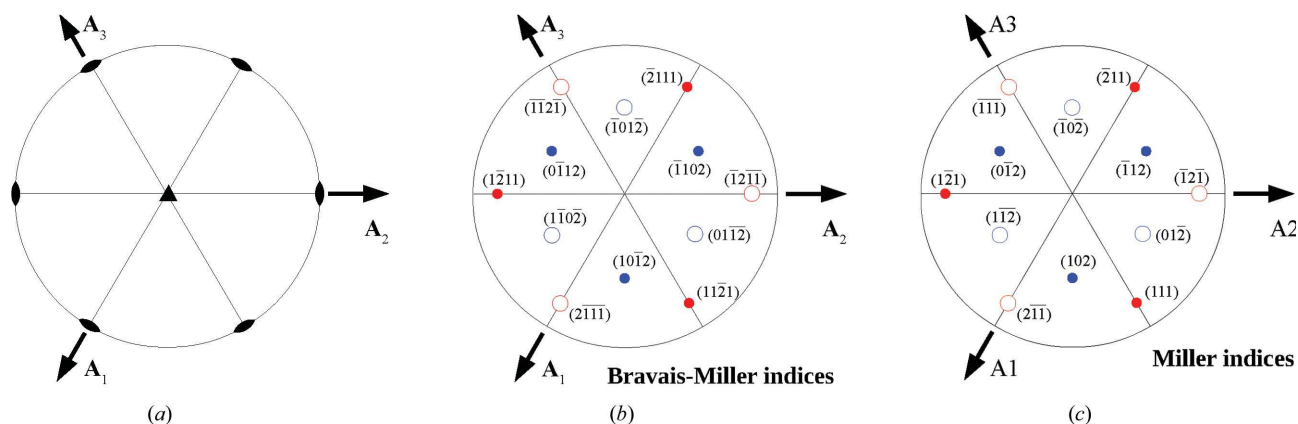


Figure 1

(a) A stereographic projection of the symmetry elements of point group type 321. The three hexagonal axes A_1 , A_2 and A_3 in the plane perpendicular to the unique axis are shown. (b) A stereographic projection of the two forms $\{10.2\}$ and $\{11.1\}$ in the point group 321, with the corresponding Bravais–Miller indices of the faces. The permutation of indices h, k and i emphasizes the equivalence of these faces in the group. (c) The same as in panel (b) but with Miller indices only. The equivalence of the faces is less evident.

$$hu + kv + lw = 0 \quad (2)$$

(see, *e.g.* Bloss, 1971).

To save space, in the following discussion row matrices will be indicated as (\mid) ('bra') and column matrices as (\mid) ('ket').

2. Four-axis setting

Indexing of lattice planes with respect to hexagonal axes is usually performed using four basis vectors, of which three are in the plane perpendicular to the unique axis. Obviously, in a plane only two non-collinear vectors can be chosen as linearly independent; all the other vectors can be expressed as a linear combination of these two. Nevertheless, the additional, redundant, axis turns out to be quite useful to identify at first sight lattice planes that are symmetrically equivalent, as well as crystal faces that belong to the same crystal form.

A hexagonal lattice possesses seven symmetry directions. One is the unique axis (sixfold), usually taken as the $[001]$ direction, and the other six are perpendicular to it, 30° apart from each other, defining two sets of equivalent directions: $\langle 100 \rangle$ (collective symbol for the three directions $[100]$, $[010]$ and $[\bar{1}\bar{1}0]$) and $\langle \bar{1}\bar{1}0 \rangle$ (collective symbol for the three directions $[\bar{1}\bar{1}0]$, $[120]$ and $[\bar{2}10]$). These are called the primary, secondary and tertiary symmetry directions of the lattice. A rhombohedral lattice has four lattice directions; the tertiary symmetry directions of a hexagonal lattice are not compatible with rhombohedral centring.

Fig. 1(a) shows a stereographic projection of the symmetry elements of a point group of type 321, together with the hexagonal axes in the plane perpendicular to the unique axis.¹ These axes are along the secondary symmetry directions and each of them is oriented along the bisector of the other two axes. To move from A_1 to A_2 we need a 120° rotation about the C axis, and if we continue to rotate in the same sense, we need

a 240° rotation before we go back to A_1 . The third axis, A_3 , oriented along the third secondary direction, *i.e.* $[\bar{1}\bar{1}0]$, leads to basis vectors along all the secondary directions so that we find an axis every 120° . A_3 is linearly dependent on A_1 and A_2 , obeying the condition $A_1 + A_2 + A_3 = 0$. We do not really need it, yet it is quite a useful companion.

Hexagonal axes are used for both hexagonal and rhombohedral crystals. In the former case, (Bravais–)Miller indices and direction indices are relatively prime integer numbers. For rhombohedral crystals, instead, the hexagonal cell being rhombohedrally centred, (Bravais–)Miller indices are still integer numbers but they are not necessarily relatively prime; they obey the same restrictions as the reflection conditions. On the other hand, direction indices take fractional values when the first lattice node along the direction is not on a corner of the unit cell. For details, see Nespolo (2015, 2017).

3. Bravais–Miller indices

By adopting a four-axis setting we can assign four-digit indices to lattice planes. These four indices are labelled h, k, i and l and are called Bravais–Miller indices. The index i , which is obtained as a linear combination of h and k , *i.e.* $i = -h - k$ exactly like $A_3 = -A_1 - A_2$ (the transformation of Miller indices is covariant with respect to a change of the basis), is sometimes replaced by a dot, so that Bravais–Miller indices are sometimes written as $(hkl.i)$. This makes it clear whether the writer is using hexagonal or rhombohedral axes; in the latter case, no dot occurs in the symbol of a lattice plane or crystal face.

The advantage of Bravais–Miller indices with respect to Miller indices is self-evident when indexing the faces belonging to a crystal form. Figs. 1(b) and 1(c) give two simple examples, for the forms $\{10.2\}$ and $\{11.1\}$ in the same group 321 shown in Fig. 1(a), where both forms have multiplicity six. The symmetry of the permutation of indices in the case of Bravais–Miller indices directly reflects the symmetry of the planes or faces, which is instead less evident in the case of Miller indices.

¹ It is quite common to use upper-case letters to label hexagonal axes, to distinguish them clearly from rhombohedral axes, labelled by lower-case letters.

4. Weber indices

The adoption of a third axis in the plane perpendicular to the unique axis makes the direction indices dependent on the two axes that are chosen as independent. Fig. 2 shows a lattice direction whose indices with respect to the $\mathbf{A}_1, \mathbf{A}_2, \mathbf{C}$ basis are $[230]$. If we want to express this direction with respect to a basis with four vectors $\mathbf{A}_1, \mathbf{A}_2, \mathbf{A}_3$ and \mathbf{C} , we simply need to add a zero in the third position. Indeed, the first lattice node in this direction is reached from the origin by taking a path of two lattice nodes along \mathbf{A}_1 , three lattice nodes along \mathbf{A}_2 and no further movement along \mathbf{A}_3 : the direction indices become $[2300]$. However, we can also take an alternative path of one lattice node along $-\mathbf{A}_1$ and three lattice nodes along $-\mathbf{A}_3$, so that the direction indices become $[\bar{1}0\bar{3}0]$. A further alternative path consists of moving one lattice node along \mathbf{A}_2 and two lattice nodes along $-\mathbf{A}_3$, so that the direction indices become $[01\bar{2}0]$. The indexing of a lattice direction is therefore no longer unique when a basis with four vectors is adopted, contrary to the case of lattice planes, for which Bravais–Miller indexing is unique. The three direction indices make reference to a pair of axes $\mathbf{A}_i, \mathbf{A}_j$ ($i \neq j$), the third index being always zero, and all obey the Weiss law. Indeed, the Bravais–Miller indices of the lattice plane in the $[0001]$ zone that contains this direction are obtained starting from any of the three results above, by simply dropping the position of the zero index:

$$\begin{array}{c|ccc|c} 2 & 3 & 0 & 2 & 3 & 0 \\ \hline 0 & 0 & 1 & 0 & 0 & 1 \end{array}, \quad (3)$$

$hkl : \quad 3 \quad \bar{2} \quad 0$

$$\begin{array}{c|ccc|c} \bar{1} & \bar{3} & 0 & \bar{1} & \bar{3} & 0 \\ \hline 0 & 0 & 1 & 0 & 0 & 1 \end{array}, \quad (4)$$

$hkl : \quad \bar{3} \quad 1 \quad 0$

$$\begin{array}{c|ccc|c} 1 & \bar{2} & 0 & 1 & \bar{2} & 0 \\ \hline 0 & 0 & 1 & 0 & 0 & 1 \end{array}, \quad (5)$$

$kil : \quad \bar{2} \quad \bar{1} \quad 0$

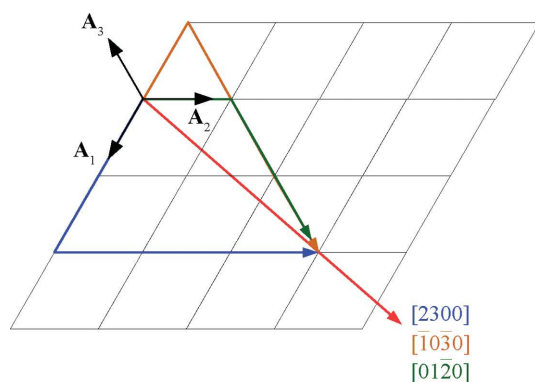


Figure 2

The lattice direction $[230]$ takes different indexing depending on the path chosen to reach the first lattice node on the direction from the origin. Three different paths are shown, each with no step along one of the three axes in the (0001) plane.

so that the Bravais–Miller indices are $(\bar{3}210)$ or $(3\bar{2}10)$. The Weiss law is verified for the three indexing:

$$(\bar{3}210) \times [2300] = 0; (\bar{3}210) \times [\bar{1}0\bar{3}0] = 0; (\bar{3}210) \times [01\bar{2}0] = 0. \quad (6)$$

Although straightforward, this notation has the disadvantage of being non-unique. We can obtain further indexing for the same direction by adding the same number to the three indices corresponding to $\mathbf{A}_1, \mathbf{A}_2$ and \mathbf{A}_3 . Let us start from $[uv0w]$ and add a null path of j nodes; the corresponding four-index symbol is $[u+j, v+j, j, w]$. The additional null path does not influence the validity of the Weiss law, because its contribution is simply $j(h+k+i) = 0$. We can choose j so that the sum of the three indices is zero:

$$(u+j) + (v+j) + j = 0 \rightarrow j = -(u+v)/3. \quad (7)$$

The result is $[u - (u+v)/3, v - (u+v)/3, -(u+v)/3, w] = [(2u-v)/3, (2v-u)/3, -(u+v)/3, w]$. By putting

$$U = (2u-v)/3, \quad V = (2v-u)/3, \quad T = -(u+v)/3, \quad W = w, \quad (8)$$

we get a unique four-symbol indexing known as the Weber indices $[UVTW]$ (Weber, 1922), which are in general no longer integer numbers even for primitive unit cells. Fig. 3 shows again the example of the direction $[2300]$, re-indexed as $[3410]$, $[12\bar{1}0]$ or $[1/3, 4/3, \bar{5}/3, 0]$: these last are Weber indices. Unfortunately, the denominator 3 is usually dropped and the direction is then indexed as $[14\bar{5}0]$, which corresponds to taking the *third* lattice node on the direction, contrary to the

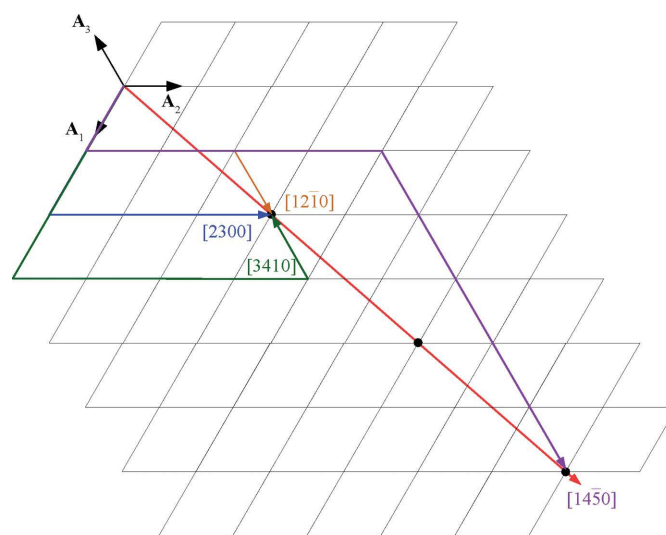


Figure 3

Three different indexings of the lattice direction $[230]$ obtained by adding the same integer number (0, 1 and $\bar{1}$) to the first three indices of $[2300]$. Weber indices were introduced to provide a unique path among the infinitely many possibilities. However, the careless practice of systematically transforming them to integer values leads to inconsistencies, as demonstrated by the indexing $[14\bar{5}0]$ which, although satisfying the condition $T = -U - V$, corresponds to taking the coordinates of the third lattice along the direction, after the origin, as direction indices. This can be verified by converting $[14\bar{5}0]$ back to $[uvw]$, which gives $[690]$ instead of $[230]$.

definition of direction indices. In other words, using [1450] as Weber indices is equivalent to using [690] as direction indices.

The opposite relations are easily obtained as follows:

$$\begin{aligned} 2U + V &= (4u - 2v)/3 + (2v - u)/3 = u, \\ U + 2V &= (2u - v)/3 + (4v - 2u)/3 = v. \end{aligned} \quad (9)$$

The relations above are well known in the literature. There is, however, a connection that, to the best of our knowledge, seems to have been overlooked: as we are going to show, Weber indices, when carelessly transformed to integers, are actually a hybrid indexing between direct and reciprocal space.

In a general case, a direction in direct space $[uvw]$ is not rational in reciprocal space, and *vice versa* a direction $[hkl]^*$ is not rational in direct space. We can nevertheless express these directions in dual space; if the result is an irrational direction, then the indices are not rational. This is obtained by imposing that the two expressions in dual space coincide:

$$u\mathbf{a} + v\mathbf{b} + w\mathbf{c} = h\mathbf{a}^* + k\mathbf{b}^* + l\mathbf{c}^*, \quad (10)$$

which in row matrix/column matrix notation becomes

$$(\mathbf{abc}|uvw) = (\mathbf{a}^*\mathbf{b}^*\mathbf{c}^*|hkl). \quad (11)$$

If we now multiply both members by $|\mathbf{abc}|$ we obtain

$$|\mathbf{abc}|(\mathbf{abc}|uvw) = |\mathbf{abc}|(\mathbf{a}^*\mathbf{b}^*\mathbf{c}^*|hkl). \quad (12)$$

$|\mathbf{abc}|(\mathbf{abc}|)$ is simply the metric tensor in direct space, \mathbf{G} , whereas $|\mathbf{abc}|(\mathbf{a}^*\mathbf{b}^*\mathbf{c}^*|)$ is $3\mathbf{I}$, where \mathbf{I} is the identity matrix. To show that this is the case, we have to write out explicitly the expression of the matrices of the basis vectors. The matrices $|\mathbf{abc}|$ and $|\mathbf{a}^*\mathbf{b}^*\mathbf{c}^*|$ give the components of the basis vectors with respect to a reference, which is normally chosen as a Cartesian basis $\mathbf{e}_1, \mathbf{e}_2, \mathbf{e}_3$,

$$|\mathbf{abc}| = \mathbf{B} = \begin{pmatrix} a_1 & b_1 & c_1 \\ a_2 & b_2 & c_2 \\ a_3 & b_3 & c_3 \end{pmatrix}; \quad (13)$$

$$|\mathbf{abc}| = \tilde{\mathbf{B}} = \begin{pmatrix} a_1 & a_2 & a_3 \\ b_1 & b_2 & b_3 \\ c_1 & c_2 & c_3 \end{pmatrix},$$

$$\begin{aligned} (\mathbf{a}^*\mathbf{b}^*\mathbf{c}^*|) &= \mathbf{B}^* = \begin{pmatrix} a_1^* & b_1^* & c_1^* \\ a_2^* & b_2^* & c_2^* \\ a_3^* & b_3^* & c_3^* \end{pmatrix}; \\ (\mathbf{a}^*\mathbf{b}^*\mathbf{c}^*) &= \tilde{\mathbf{B}}^* = \begin{pmatrix} a_1^* & a_2^* & a_3^* \\ b_1^* & b_2^* & b_3^* \\ c_1^* & c_2^* & c_3^* \end{pmatrix}, \end{aligned} \quad (14)$$

where a_j, b_j and c_j are the j th ($j = 1, 2, 3$) components of \mathbf{a}, \mathbf{b} and \mathbf{c} , respectively, on \mathbf{e}_j , and $\tilde{\mathbf{B}}$ and $\tilde{\mathbf{B}}^*$ are the transposed matrices of \mathbf{B} and \mathbf{B}^* respectively. Accordingly, $|\mathbf{abc}|(\mathbf{abc}|) = \tilde{\mathbf{B}}\mathbf{B} = \mathbf{G}$ and

$$\begin{aligned} |\mathbf{abc}|(\mathbf{a}^*\mathbf{b}^*\mathbf{c}^*) &= \tilde{\mathbf{B}}\mathbf{B}^* = \begin{pmatrix} a_1 & a_2 & a_3 \\ b_1 & b_2 & b_3 \\ c_1 & c_2 & c_3 \end{pmatrix} \begin{pmatrix} a_1^* & b_1^* & c_1^* \\ a_2^* & b_2^* & c_2^* \\ a_3^* & b_3^* & c_3^* \end{pmatrix} = \\ &= \begin{pmatrix} 3 & 0 & 0 \\ 0 & 3 & 0 \\ 0 & 0 & 3 \end{pmatrix} = 3\mathbf{I}, \end{aligned} \quad (15)$$

which leads to

$$\mathbf{G}|uvw) = 3|hkl) \rightarrow |hkl) = \mathbf{G}|uvw)/3, \quad (16a)$$

$$|uvw) = 3\mathbf{G}^*|hkl). \quad (16b)$$

Equation (16b) gives the $[uvw]$ expression of $[hkl]^*$, whereas equation (16a) gives the $[hkl]^*$ expression of $[uvw]$. In the case of hexagonal axes ($a = b, \alpha = \beta = 90^\circ, \gamma = 120^\circ$), they simplify as follows:

$$\begin{aligned} |hkl) &= \frac{1}{3} \begin{pmatrix} a^2 & -a^2/2 & 0 \\ -a^2/2 & a^2 & 0 \\ 0 & 0 & c^2 \end{pmatrix} |uvw) \\ \rightarrow |hkl) &= \frac{1}{3} \begin{pmatrix} 2 & \bar{1} & 0 \\ \bar{1} & 2 & 0 \\ 0 & 0 & 2c^2/a^2 \end{pmatrix} |uvw), \end{aligned} \quad (17a)$$

$$\begin{aligned} |uvw) &= 3 \begin{pmatrix} 4/3a^2 & 2/3a^2 & 0 \\ 2/3a^2 & 4/3a^2 & 0 \\ 0 & 0 & 1/c^2 \end{pmatrix} |hkl) \\ \rightarrow |uvw) &= \begin{pmatrix} 2 & 1 & 0 \\ 1 & 2 & 0 \\ 0 & 0 & 3a^2/2c^2 \end{pmatrix} |hkl). \end{aligned} \quad (17b)$$

From equation (17b) we obtain $u = 2h + k, v = h + 2k, w = 3la^2/2c^2$, and from equation (17a) we obtain $h = (2u - v)/3, k = (-u + 2v)/3, l = 2wc^2/3a^2$. Comparison with equation (9) shows that $U = h$ and $V = k$. However, $w \neq l$ (and thus $W \neq l$) unless $l = 0$ or $c = a(3/2)^{1/2}$. In other words, there is a precise relation between the Weber indices of a direction in direct space and the indices of that direction in reciprocal space that can be summarized as follows:

(i) Weber indices are in general fractional, even when the unit cell is primitive; the indices in reciprocal space are instead always integer because the Miller indices of the corresponding lattice planes are always integer.

(ii) The fourth Weber index W is by definition the same as the third direction index w and different from the l index in direct space, unless $l = 0$ or in the case of the specialized metric $c = a(3/2)^{1/2}$.

(iii) Weber indices must not, in general, be reduced to integer values, as is very often done, otherwise

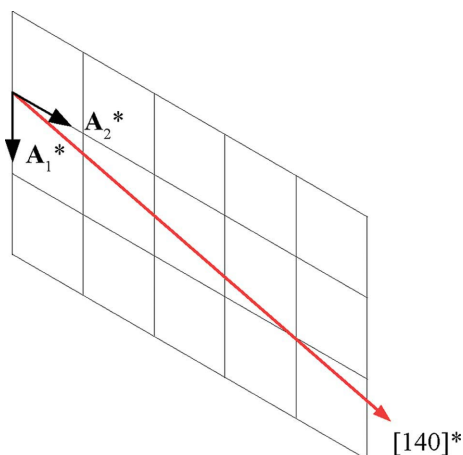


Figure 4

Weber indices transformed to integer numbers correspond to expressing the lattice direction in a hybrid direct–reciprocal basis \mathbf{A}_1^* , \mathbf{A}_2^* , \mathbf{C} . For the case $l = 0$, as in the example shown here, because $W = w = 0$ – as well as for the case of metric specialization $c = a(3/2)^{1/2}$ (not shown) – this corresponds to adopting a consistent indexing in reciprocal space. However, for the general case the result is inconsistent and incorrect.

(a) the coordinates of a lattice node further from the origin are taken as direction indices, contrary to the definition of direction indices; and

(b) the result corresponds to using a hybrid indexing, partly in reciprocal space (h and k) and partly in direct space [$W = w \neq l$, unless $l = 0$ or $c = a(3/2)^{1/2}$].

Let us consider the example of the $[230]$ direction analysed above. From equation (8) we get $[UVTW] = [1/3, 4/3, \bar{5}/3, 0]$ and from equation (17b) we get $[hkl]^* = [140]^*$ after multiplying by 3. If the Weber indices are made integer as well, then the result is precisely the expression of the direction $[230]$ in reciprocal space once the index T is dropped, as shown in Fig. 4. If we now consider the direction $[231]$ and repeat the same calculations, we get $[UVTW] = [1/3, 4/3, \bar{5}/3, 1]$, whereas $[hkl]^* = [1, 4, (2c^2/a^2)]^*$ which is in general irrational, unless $c = a(n/2)^{1/2}$, with $n \in \mathbb{N}^*$. If the Weber indices are made integer as well, then the result $[14\bar{5}3]$ can be interpreted either as $[uvw] = [693]$, which is not the correct direction index, or as $[143]^*$, which is not the same as $[1, 4, (2c^2/a^2)]^*$ unless $c = a(3/2)^{1/2}$. In both cases, the result is incorrect.

5. Conclusions

Weber indices $[UVTW]$ were introduced long ago to provide a unique expression of a lattice direction with respect to the four-axis setting used for hexagonal and rhombohedral crystals. They are in general fractional indices, even in the case of a primitive hexagonal unit cell, contrary to the usual indices $[uvw]$ which are always integer for primitive cells. If Weber indices are used, no attempt should ever be made to modify the indices arbitrarily; the careless but common practice of reducing fractional Weber indices to integer values is incorrect

for two reasons. Firstly, it corresponds to taking as direction indices the nodes of a lattice further from the origin, as can be immediately verified by converting them back to direction indices $[uvw]$. Secondly, the result corresponds to adopting a hybrid indexing between reciprocal ($U = h$, $V = k$) and direct ($W = w$) space and to using a hybrid axial setting with basis vectors \mathbf{A}_1^* , \mathbf{A}_2^* and \mathbf{C} , unless $c = a(3/2)^{1/2}$. For the special case of lattice directions perpendicular to a lattice plane, which are rational in both direct and reciprocal space, *i.e.* for the direction $[uvw] = [001]$ or $[uv0]$, the Weber indices become $[0001] = [001]^*$ and $[UVT0] = [hk0]^*$, *i.e.* they correspond to indexing in reciprocal space. Now, in electron microscopy the directions along which the electron beam is aligned are low-index zone axes, which for hexagonal or rhombohedral crystals in hexagonal axes are precisely $[0001]$ or $[UVT0]$. This means that, in practice, the zone axis is expressed through the reciprocal lattice indices $[hk0]^*$ instead of the direct lattice indices $[uv0]$. For general directions, Weber indices represent instead an unnecessary complication that ‘should be discontinued’ (Bloss, 1971).

Acknowledgements

Copies of the relevant pages from the rare textbook in Dutch by Terpstra (1927) were kindly provided by Dr Bernd Souvignier (Radboud University Nijmegen, The Netherlands). The author thanks Professor Peter Zeiner (Bielefeld University, Germany) for useful discussion that led to a more rigorous derivation of equations (16a) and (16b). Critical remarks by three anonymous reviewers are gratefully acknowledged.

References

- Bloss, D. F. (1971). *Crystallography and Crystal Chemistry: An Introduction*. New York: Holt, Rinehart and Winston.
- De Graef, M. & McHenry, M. E. (2012). *Structure of Materials: An Introduction to Crystallography, Diffraction and Symmetry*, 2nd ed. Cambridge University Press.
- Donnay, J. D. H. (1947). *Am. Miner.* **32**, 52–58.
- Hammond, C. (2015). *The Basics of Crystallography and Diffraction*, IUCr Texts on Crystallography, Vol. 21, 4th ed. Oxford University Press.
- Hey, M. (1930). *Mineral. Mag.* **22**, 283–290.
- Mittemeijer, E. J. (2010). *Fundamentals of Materials Science. The Microstructure–Property Relationship Using Metals as Model Systems*. Heidelberg: Springer.
- Nespolo, M. (2015). *J. Appl. Cryst.* **48**, 1290–1298.
- Nespolo, M. (2017). *J. Appl. Cryst.* **50**, 1541–1544.
- Otte, H. M. & Crocker, A. G. (1965). *Phys. Status Solidi B*, **9**, 441–450.
- Terpstra, P. (1927). *Leerboek der Geometrische Kristallografie*. Groningen: P. Noordhoff.
- Terpstra, P. (1952). *A Thousand and One Questions on Crystallographic Problems*. Groningen: J. B. Wolters.
- Weber, L. (1922). *Z. Kristallogr.* **57**, 200–203.
- Wolfe, C. W. (1944). *Am. Mineral.* **29**, 49–54.