



HAL
open science

A groupoid and graph-theoretical analysis of the biopyribole-palysepiole series

Massimo Nespolo, Akihiro Umayahara, Jean-Guillaume Eon

► **To cite this version:**

Massimo Nespolo, Akihiro Umayahara, Jean-Guillaume Eon. A groupoid and graph-theoretical analysis of the biopyribole-palysepiole series. *European Journal of Mineralogy*, 2018, Minerals and materials: building principles and applications, 30 (3), pp.413 - 428. 10.1127/ejm/2018/0030-2726 . hal-01872490

HAL Id: hal-01872490

<https://hal.univ-lorraine.fr/hal-01872490v1>

Submitted on 12 Sep 2018

HAL is a multi-disciplinary open access archive for the deposit and dissemination of scientific research documents, whether they are published or not. The documents may come from teaching and research institutions in France or abroad, or from public or private research centers.

L'archive ouverte pluridisciplinaire **HAL**, est destinée au dépôt et à la diffusion de documents scientifiques de niveau recherche, publiés ou non, émanant des établissements d'enseignement et de recherche français ou étrangers, des laboratoires publics ou privés.

Copyright

A groupoid and graph-theoretical analysis of the biopyribole-palysepiole series

Massimo NESPOLO^{1,2*}, Akihiro UYAHARA³ and Jean-Guillaume EON⁴

¹Université de Lorraine, CRM2, UMR 7036, Vandoeuvre-lès-Nancy, 54506, France. ²CNRS, CRM2, UMR 7036, Vandoeuvre-lès-Nancy, 54506, France. ³Graduate School of Science and Technology, Kumamoto University, Kumamoto 860-8555, Japan. ⁴Instituto de Química, Universidade Federal do Rio de Janeiro, Avenida Athos da Silveira Ramos, 149 Bloco A, Cidade Universitária, Rio de Janeiro 21941-909, Brazil,

*Corresponding author, ORCID ID: orcid.org/0000-0003-2530-5399 email massimo.nespolo@univ-lorraine.fr

Abstract: The modular analysis of the biopyriboles-palysepioles polysomatic series recently presented by Nespolo and Bouznari (2017) is extended to take into account the local symmetry of each module and the partial operations mapping pairs of modules, to build the corresponding space groupoids. We show that the presence of pseudo-partial mirror in sepiolite and jimthompsonite leads to 40 (pseudo)-isometries, of which eight are total operations appearing in the space groups of the two structures. Chesterite can be described as a contracted twin in which a transmutation operation maps a portion of the larger module (Z_8) onto the smaller module (Z_5). The graph-theoretical analysis of these minerals confirms the results obtained by the application of the groupoid theory.

Key-words: biopyriboles; contracted twin; graph-theory; labelled quotient graphs; modularity; modular crystal structures; palysepioles; pseudo-symmetry; trochochemical cell-twinning; space groupoids.

1 Introduction

In our recent article (Nespolo and Bouznari, 2017) we have shown that the minerals forming the polysomatic series of biopyriboles (pyroxenes, micas, amphiboles, jimthompsonite, chesterite) and of palysepioles (palygorskite, sepiolite, kalifersite) can all be described in the framework of the trochochemical-cell twinning mechanism (Takéuchi, 1997) as obtained from a single prototype, the phyllosilicates. By extracting rods of various width R_n , where n is the number of octahedra along the **b** direction, and stacking these rods through different structure-building operations, we obtain the skeleton of all the minerals in the two series, to be completed by additional components (atoms or water molecules) at the boundary between rods. We have emphasized the close structural similarity of the various structures by expressing the fractional atomic coordinates of a Z_n module (the zero-periodic module corresponding to the portion of the R_n rod contained in a single unit-cell) of a phyllosilicate in the axial setting of the other minerals containing the same type of Z_n module. The results are extremely close to the experimental fractional atomic coordinates of the respective minerals, even despite differences in the atomic species occupying corresponding coordination polyhedra. In order to compare the fractional atomic coordinates of the different minerals in a common axial setting, we had to choose a non-conventional space group setting for some of the structures, like $A2/m$ instead of $C2/m$ for phlogopite or $I2/m$ instead of $C2/m$ for tremolite. In this article, we analyse the (pseudo)-symmetry of each mineral separately, without the need to change its

41 setting. We refer the reader to Nespolo and Bouznari (2017) for a general introduction to the
 42 biopyribole-palysepiole series, with an extensive literature survey that we do not repeat here for the
 43 sake of brevity.

44 We consider the operations mapping the various modules to build the corresponding space
 45 groupoids (Brandt, 1927) which describe their full symmetry. The procedure has been presented in
 46 our article on pyroxenes (Nespolo and Aroyo, 2016); we refer the reader to that article for details.
 47 Nevertheless, because the subject is probably less familiar to many readers, we summarize below
 48 the general guidelines.

49 The full symmetry of a modular structure is composed of three types of operation:

- 50 1. *local operations*: symmetry operations of the module, which act in the subspace spanned by the
 51 module itself;
- 52 2. *partial operations*: operations mapping different modules; a given partial operation is in general
 53 defined only for the pair of modules to which it applies;
- 54 3. *total (global) operations*: ordinary space-group operations valid in the whole space where the
 55 structure exists.

56 The set of local operations forms a subperiodic group (point, rod, or layer group for a 0-, 1- and
 57 2-periodic object), called the *kernel* of the module. A structure composed by n identical modules is
 58 characterized by n kernels, isomorphic to each other, differing for their orientation and/or position
 59 in space. In the following, we will denote the modules by a capital letter and the corresponding
 60 kernel will bear that letter as a subscript: K_X is the kernel of module X , where $X = A, B, C...$ and so
 61 on.

62 A partial operation mapping two different modules will be noted as h_i , where i is a sequential
 63 number. The target module is constant, let us say A , whereas the source module varies with i . For
 64 example, h_1 maps B to A , h_2 maps C to A , and so on (h_0 is simply the identity, *i.e.* a local operation
 65 of A). The product of two partial operations is not, in general, a mapping of two existing modules,
 66 consistent with the fact that the partial operations of a groupoid do not obey the closure property of
 67 a group. On the other hand, the products $h_i^{-1}h_j$ and $h_j^{-1}h_i$ do map existing modules. For example, h_1^{-1}
 68 maps A to B and h_2^{-1} maps A to C , so that $h_1^{-1}h_2$ maps C to B via A ($C \rightarrow A \rightarrow B$) and $h_2^{-1}h_1$ maps B
 69 to C via A ($B \rightarrow A \rightarrow C$).

70 The product of a local operation and a partial operation is again a partial operation that maps the
 71 same pair of modules for a different but equivalent configuration of the target module A . For
 72 example, the product $K_A h_1$ is the set of all partial operations mappings B to A . By making this result
 73 general, the product $K_A h_i$, where $i = [1, n-1]$, n being the number of modules, is the set of all partial
 74 operations mapping *any* module $X \neq A$ to A ; it does not form a group but a set called the *hull* of A ,
 75 H_A . By adjoining the kernel and the hull of a module A one obtains what Loewy (1927) has called
 76 *Mischgruppe* of that module, a term which has been translated as *hybrid group* (Sadanaga, personal
 77 communication) or *compound group* (Brown, 1987), although it is not a group but a set of
 78 operations:

$$79 \quad M_A = K_A \cup H_A = K_A \cup_i K_A h_i$$

80 We have seen that $h_2^{-1}h_1$ is a partial operation mapping B to C via A and that $K_A h_1$ is the set of all
 81 the partial operations mapping B to A . Then, $h_2^{-1}K_A h_1$ is the set of *all* the partial operations mapping
 82 B to C via A . By making this result general, $h_j^{-1}K_A h_i$ is the set of *all* the partial operations mapping
 83 two different modules via A . If now we take $j = i$, the set becomes $h_i^{-1}K_A h_i$ and contains all the

84 operations mapping a module $X \neq A$ to itself via A . Because the modules are identical but
 85 differently oriented/located in space, $h_i^{-1}K_A h_i$ is the set of the local operations of X , *i.e.* the kernel of
 86 X . Indeed, $h_i^{-1}K_A h_i$ is the conjugation of K_A via h_i , and conjugation is a similarity transformation.
 87 Finally, by applying the partial operation $h_j^{-1} (A \rightarrow X)$ to the hybrid group of A , we obtain:

$$88 \quad h_j^{-1}M_A = h_j^{-1}K_A \cup h_j^{-1}H_A = h_j^{-1}K_A \cup_i h_j^{-1}K_A h_i = h_j^{-1}K_A h_j \cup_{i \neq j} h_j^{-1}K_A h_i = K_X \cup_{i \neq j} h_j^{-1}K_A h_i$$

89 which is the set of all the local operations (*i.e.* the kernel) of X and of the partial operations
 90 mapping any module but X to X (*i.e.* the hull of X). In other words, $h_j^{-1}M_A$ is simply M_X , the hybrid
 91 group of module X . The complete set of all the mappings obtained by making not only i but also j a
 92 running index gives the space groupoid D of the structure:

$$93 \quad D = \cup_{ij} h_j^{-1}K_A h_i$$

94 where the indices i and j run from 0 to $n-1$; h_0 is the identity operation. The structure of the groupoid
 95 can be shown in a tabular form:

$$\begin{array}{l} M_A = \\ M_B = \\ M_C = \\ \dots \\ M_Z = \end{array} \left| \begin{array}{cccccccc} K_A & \cup & K_A h_1 & \cup & K_A h_{i2} & \cup & \dots & \cup & K_A h_p & \cup & \dots & \cup & K_A h_n \\ h_1^{-1}K_A & & K_B & \cup & h_1^{-1}K_A h_2 & \cup & \dots & \cup & h_1^{-1}K_A h_p & \cup & \dots & \cup & h_1^{-1}K_A h_n \\ h_2^{-1}K_A & \cup & h_2^{-1}K_A h_1 & & K_C & \cup & \dots & \cup & h_2^{-1}K_A h_p & \cup & \dots & \cup & h_2^{-1}K_A h_n \\ \dots & & \dots & \dots & \dots & \dots & \dots & \dots & \dots & \dots & \dots & \dots & \dots \\ h_n^{-1}K_A & \cup & h_n^{-1}K_A h_1 & \cup & h_n^{-1}K_A h_2 & \cup & \dots & \cup & h_n^{-1}K_A h_p & \cup & \dots & \cup & K_Z \end{array} \right.$$

96 The operations in each hybrid group map the various modules to one and the same target
 97 module. A subset of these operations may however occur in more than one hybrid group, *i.e.* map
 98 some of the modules to more than one target module. If this occurs for *all* target modules, than the
 99 corresponding operations become total (global) operations of the structure. This is true at least for
 100 the identity operation of each module, which becomes the only identity operation of the whole
 101 structure. For a structure composed by n identical modules, the groupoid is composed by n hybrid
 102 groups; each hybrid group is composed by one kernel and $n-1$ hulls; the groupoid is then composed
 103 by n^2 blocks. If the kernel is composed by m local operations, than the groupoid contains mn^2
 104 operations, in general not all distinct, distributed in n^2 blocks.

105 In the following, we present the groupoid analysis of the minerals in the biopyribole-palysepiole
 106 series¹ and show how to obtain their space-group operations from the set of local and partial
 107 operations. Partial operations may be *pseudo-isometries*, *i.e.* operations *approximately* mapping two
 108 modules: we do consider these operations in the groupoid structure, because of the important role of
 109 pseudo-symmetry in structural science (phase transitions, twinning, etc.). This corresponds to
 110 implicitly perform a small idealization of the structure, under which the pseudo-partial operation
 111 can be treated as truly partial operations.

112 The case of pyroxenes has already been analysed by Nespolo and Aroyo (2016) and reinterpreted
 113 in terms of labelled quotient graphs by Eon (2017): we refer the reader to that article for details. The
 114 other minerals of the biopyriboles-palysepioles series are analysed below. Before approaching that

5 1 The structural data used here are the same used also in Nespolo and Bouznari (2017); the references are
 6 quoted in that article.

115 analysis, however, we need to review briefly some fundamental crystallographic definitions and
116 symbols the reader may not necessarily be familiar with.

117 2 Elements, operations and symbols

118 A *symmetry operation* is an isometry (or congruence), *i.e.* a distance-preserving mapping (or
119 transformation) that relates equivalent orientations/positions of an object. Symmetry operations
120 from which the screw or glide component – if any – is removed leave invariant a subspace: a point,
121 a line or a plane. This subspace is called the *geometric element* of the symmetry operation. In a
122 space group, an infinite number of symmetry operations share the same line or plane; they differ for
123 a lattice translation. The set of symmetry operations sharing the same geometric element is called
124 the *element set*. Among the operations of the element set, the one characterised by the shortest
125 positive screw (for rotations) or glide (for reflections) component is called the *defining operation*,
126 because it is used to define the *symmetry element* (de Wolff *et al.* 1989, 1992; Flack *et al.* 2000). In
127 the following analysis, we are going to obtain some operations of the element set beyond the
128 defining operation. It is therefore important that the reader understands the concept and the
129 corresponding symbols used.

130 The Hermann-Mauguin symbol of glide reflections and screw rotations are $g(p,q,r) x,y,z$ and
131 $n(p,q,r) x,y,z$ respectively, where g stands for glide, n is the order of the rotation ($2\pi/n$), p,q,r are the
132 components of the glide or screw vector and x,y,z are the coordinates of the geometric element. In
133 case of (glide) reflections, special symbols are used for both the symmetry operation and the
134 symmetry elements when p,q,r take values smaller than unity: $g(0,0,0) = m$; $g(\frac{1}{2},0,0) = a$; $g(0,\frac{1}{2},0)$
135 $= b$; $g(0,0,\frac{1}{2}) = c$; when p,q,r correspond to a half-diagonal or a quarter-diagonal, special symbols n
136 and d are used respectively². The element set is composed by infinite number of (glide) reflections,
137 whose glide component differ by a lattice translation; the one with the shortest positive (possibly
138 zero) translation is the defining operation of the symmetry element. For example, an a -glide plane
139 has as element set the operations $g(\pm\frac{1}{2},0,0)$, $g(\pm\frac{1}{2},\pm 1,0)$, $g(\pm\frac{1}{2},0,\pm 1)$, $g(\pm\frac{1}{2},\pm 1,\pm 1)$, $g(\pm\frac{3}{2},0,0)$,
140 $g(\pm\frac{3}{2},\pm 1,0)$ and so on; of these, $g(\frac{1}{2},0,0) = a$ is the defining operation, which gives the name and
141 the symbol to the symmetry element.

142 For screw rotations, a special symbol is normally used only for symmetry elements. If p is the
143 screw component (then q and r are related to the location of the geometric element with respect to
144 the origin), the defining operation is the one with the largest n and the smallest positive p ($0 \leq p <$
145 n); the symmetry element is then indicated as n_p^3 . For example, among the operations $n(p,0,0)$
146 sharing the line $x,0,\frac{1}{4}$, there are n possible operations, corresponding to values of p restricted from 0
147 to $n-1$; if $p = 0$, then the defining operation is a pure rotation and the symmetry element is a rotation
148 axis, although it is shared also by an infinite number of screw rotations $n(n,0,0)$, $n(2n,0,0)$ $n(3n,0,0)$
149 and so on. If $p > 0$, then the defining operation is a screw rotation, there is no pure rotation in the
150 element set and the symmetry element is therefore called a screw axis. For the sake of brevity, when
151 p takes an integer value, the same shortened notation used for symmetry elements can be used also
152 for operations (Nespolo, 2017). For example, $2_2 x,0,\frac{1}{4}$ and $2_3 x,0,\frac{1}{4}$ is a handy notation for 2 (1,0,0)
153 $x,0,\frac{1}{4}$ and 2 (3/2,0,0) $x,0,\frac{1}{4}$. This notation may look unusual, but symbols like 2_r with r not restricted

9 2 The values of p,q,r that correspond to a half- or quarter-diagonal depend on how the geometric element is
10 oriented with respect to the basis vectors.

11 3 We need to specify “the largest n ” because rotations of different order may share the same geometric
12 element. For example, about the same line (geometric element) we may have operations 4, $4^2 = 2$, 4^3 and $4^4 = 1$.
13 The largest n , in this example $n = 4$, corresponds to the defining operation and the symmetry element is a fourfold
14 rotation axis.

154 to 1, are extensively used in the OD theory (Dornberger-Schiff and Grell-Niemann, 1961). In case
155 of partial operations, p is not limited to integer values. For example, a two-fold rotation followed by
156 a $\frac{1}{4}$ translation is not a space-group operation but is a possible partial operation, noted $2(\frac{1}{4},0,0)$
157 $x,0,\frac{1}{4}$, or synthetically $2\frac{1}{2}x,0,\frac{1}{4}$. Some of the partial operations we are going to obtain in the
158 following analysis belong to the element set of a symmetry element but are not the defining
159 operations: the synthetic notation 2_r is used in these cases. When p takes irrational values, however,
160 the shortened notation is no longer advantageous and will not be used.

161 3 Topological analysis based on the Labelled Quotient Graph (LQG)

162 The so-called *vector method* uses graph-theoretical techniques to represent and analyse the
163 combinatorial topology of crystal structures. The method has been extensively described in two
164 recent papers of one of the authors (Eon, 2016; 2017) but goes back to the work of Chung *et al.*
165 (1984). As a rough guide to the reader, this section summarizes the main features of the method
166 needed to follow our interpretation of modular structures. The case of diopside, with the
167 characterization of the R_2 rod, will be examined as an illustration of the abstract concepts. In the
168 next sections we will focus on the description of phlogopite, palygorskite, sepiolite and
169 jimthompsonite using the R_2 rod. Only the main components of each structure are taken into
170 account.

171 A crystal structure can be seen as a net of chemical bonds that is commonly summarized in the
172 form of a graph, where atoms are symbolized by a vertex (or a point) and a bond between two
173 atoms is symbolized by an edge (or a line) joining the corresponding vertices. This graph is called
174 the **bond graph** of the structure. The quotient graph is essentially a restriction of the bond graph of
175 the structure to the unit cell, but it also encodes the bonds to neighbouring unit cells. Whereas the
176 conventional unit cell is best suited to describe the symmetry of the structure, a primitive unit cell is
177 preferable (but not mandatory) to obtain a quotient graph, because the conventional unit cell would
178 provide an extended version of it. **Quotient graphs** built from a primitive unit cell represent the
179 network of interatomic bonds of the set of atoms obtained by applying to each atom in the unit cell
180 the full set of translations of the space group, *i.e.* the $P1$ *translationengleiche* subgroup (t -subgroup)
181 of the space group G . Any atom in the asymmetric unit generates, under the action of G , a
182 crystallographic orbit (Engel *et al.*, 1984). When the $P1$ t -subgroup is considered instead of the full
183 group G , this orbit is split into a set of suborbits, which in graph theory are called *point-lattices*
184 (Chung *et al.*, 1984). The quotient graph is the graph of chemical bonds in the $P1$ t -subgroup
185 expressed in the primitive unit cell. It provides the necessary information about the existence of
186 bonds between atoms belonging to the different point-lattices but does not specify which atoms in
187 these point-lattices are bonded. This information is retrieved from the **labelled quotient graph**
188 (**LQG**), which includes also the information about translationally equivalent atoms,

189 Given a periodic structure and a reference unit cell, the respective labelled quotient graph can be
190 constructed in two steps. Initially, every atom in the unit cell is represented by an isolated vertex (a
191 point) V_i ($i=1,n$) and all bonds between atoms in the unit cell are represented by an edge (a line
192 segment or an arc) joining the representative vertices, thus giving a finite graph G associated to the
193 combinatorial topology of the unit cell. In a 3-dimensional framework, some atoms in the unit cell
194 must obviously be linked to atoms in neighbouring cells. Suppose that atom V_i in the reference cell,
195 is bonded to atom V'_j in a neighbouring unit cell such that the translation $\{1 \mid pqr\}$ (in the Seitz
196 notation: Glazer *et al.*, 2014) maps atom V_j in the reference unit cell to this atom V'_j . Then we add
197 an edge $V_iV'_j$ to our graph G ; this edge is oriented from V_i to V'_j and carries the triple label pqr that,
198 in topological graph theory, is called the **voltage** on the edge $V_iV'_j$. If the orientation of the edge is

199 inverted to $V_j V_i$ the voltage must be changed to the opposite triple \overline{pqr} , in keeping with the previous
200 definition. The final result is the *labelled quotient graph* G : note that different choices of unit cell
201 and basis vectors for the translation group generally provide different - but equivalent - labelled
202 quotient graphs. The keys for labelled quotient graphs analysed in this work were extracted from the
203 CIF files by using the program package TOPOS (Blatov *et al.*, 2014). The LQG of diopside is shown
204 in Figure 1(a) with relation to a primitive unit cell. For the sake of clarity, the different voltages
205 have been coded as different colours with the same colour code in all shown LQGs.

206 The sum of all voltages along a cycle of the LQG, where all edges have been given the same
207 orientation as the cycle, is called the *net voltage over the cycle*. Any cycle of the LQG can be
208 interpreted as the projection of a path between two translationally equivalent atoms in the crystal
209 structure; the respective net voltage provides the vector of the translation mapping the two
210 extremities of this path. For instance, the two Si_2O_2 4-cycles at the inferior and superior part of the
211 LQG of diopside in Figure 1(a) have net voltage 001; these cycles are the projections on the LQG
212 of the two infinite SiO tetrahedral chains of diopside running along [001].

213 Building blocks in complex crystal structures also have their counterpart in the respective
214 labelled quotient graph. They should appear as labelled subgraphs of the LQG with *rank* equal to
215 the periodicity of the building block, where the *rank* of a labelled subgraph is defined as the rank
216 (the dimension) of the subgroup of Z^3 (the additive group of triples of integers) generated by the net
217 voltages over all cycles in the subgraph. The edges linking two vertices that belong to different
218 representative subgraphs indicate the linkage type between building blocks. A simplified LQG can
219 be constructed by taking the representative subgraphs as new vertices, thus collapsing every edge
220 inside these subgraphs. In other words, the whole blocks are considered as vertices of the structure
221 instead of their constitutive atoms; the topology associated to block linkage is represented by the
222 simplified LQG. Evidencing building blocks generally requires some manipulations of the LQG
223 such as vertex duplication and edge relabelling. Figure 1(b) shows a modified diopside's LQG that
224 puts into evidence the R_2 rod (the I-beam of pyroxenes). Vertices with the same colour contour
225 belong to, and make the connection between, two adjacent, translationally equivalent rods. From
226 this LQG, one can form i) the LQG drawn in Figure 2(a), representing the topology of an isolated
227 R_2 rod, and ii) the simplified LQG drawn in Figure 2(b), evidencing the linking mode between the
228 rods in the diopside structure. Note first that the LQG of the rod has rank 1: the rod is one-periodic
229 along [001]. The simplified LQG has rank 2 and shows that the linkage of R_2 rods corresponds to a
230 **sql** (square lattice) topology in the (001) plane. Double edges indicate a double linkage between
231 pairs of rods in each direction.

232 Symmetry operations in the crystal structure are associated to automorphisms of the quotient
233 graph (*i.e.* permutations of vertices and edges which are consistent with incidence relationships).
234 Such automorphisms must also be consistent with net voltages over cycles, *i.e.* any closed walk
235 with zero net voltage must map a closed walk with zero net voltage. Conversely, any automorphism
236 of the LQG with such properties represents a possible symmetry of the crystal structure. If it does
237 not correspond to an actual symmetry operation, it can be interpreted as a *pseudo*-symmetry.
238 Dashed blue and purple lines in Figure 1(b) act as reflection lines for the drawing: they determine
239 two mirror-like automorphisms (symmetry operations) of the LQG of the R_2 rod. These
240 automorphisms will be called *exchanges across the line* in order to avoid any anticipation
241 concerning the nature of the derived symmetry operation of the crystal structure. A detailed analysis
242 of the cycles (and net voltage over cycles) permutation shows that they correspond to the 2-fold
243 rotation (associated to the exchange across the blue line) and the c glide reflection (associated to the
244 exchange across the purple line). These observations lead, as it could be expected, to the known

271 lattice translation about \mathbf{b} is obtained by applying twice the partial operation $2_1 \frac{1}{4}, y, \frac{1}{2}$. The
 272 operations that look different in the two hybrid groups are simply related by a unit translation in
 273 plane of the layer. For example, $2_{0, y, \frac{1}{2}}$ is obtained by combining $2_{\frac{1}{2}, y, \frac{1}{2}}$ and a unit translation along \mathbf{a} ,
 274 $\bar{1}_{0, 0, \frac{1}{2}}$ from $\bar{1}_{\frac{1}{2}, \frac{1}{2}, \frac{1}{2}}$ and a unit translation along $\mathbf{a} + \mathbf{b}$, $m_{x, 0, z}$ from $m_{x, \frac{1}{2}, z}$ and a unit translation along \mathbf{b} .
 275 The operation $a^{-1}_{x, \frac{1}{4}, z}$ in $h_1^{-1}K_A$ is $g(\frac{1}{2}, 0, 0)$. The a -glide planes at $x, \frac{3}{4}, z$ and at $x, \frac{1}{4}, z$ do not appear
 276 explicitly in this analysis because they are at the boundary of the pair of modules BA but are
 277 generated when combining the a -glide reflection at $x, \frac{1}{4}, z$ with a full translation along $\pm \mathbf{b}$. These are
 278 therefore global operations for the layer.

279 The operations in the second hull of the first and second hybrid groups, as well as those in the
 280 third hybrid group (M_C), map different layers along the stacking direction \mathbf{c} , by a full translation, a
 281 glide reflection with a full translation (noted g), an inversion at $z = 0$ or a screw rotation about an
 282 axis at $z = 0$. They are again global operations, because they, or their translational equivalent, occur
 283 in all hybrid groups. In fact:

- 284 • $t(0, 0, 1)$ in M_A is equivalent to $t(\frac{1}{2}, \frac{1}{2}, 1)$ in M_B through the C translation of the layer group, and
 285 to $t(0, 0, \bar{1})$ of M_C by $2\mathbf{c}$ translation;
- $2_{\frac{1}{2}, y, 0}$ occurs in both M_A and M_C is equivalent to $2_{0, y, \frac{1}{2}}$ in M_B by a translation $-\mathbf{a} + \mathbf{c}$;
- $\bar{1}_{\frac{1}{2}, \frac{1}{2}, 0}$ occurs in both M_A and M_C is equivalent to $\bar{1}_{0, 0, \frac{1}{2}}$ in M_B by a translation $\mathbf{a} + \mathbf{b} - \mathbf{c}$;
- $g(0, 0, 1)_{x, \frac{1}{2}, z}$ in M_A is equivalent to $g(0, 0, \bar{1})_{x, \frac{1}{2}, z}$ in M_C through the a $-2\mathbf{c}$ translation and to
 $g(\frac{1}{2}, 0, 1)_{x, \frac{1}{4}, z}$ of M_B by a translation $-\mathbf{a}/2 + \mathbf{b}/2$, *i.e.* the C translation of the layer group plus a $-\mathbf{a}$
 translation of the rod.

286 These global operations, added to the layer group and the full lattice translations give as a result
 287 the $C12/m1$ space group of phlogopite. Therefore, in this case the groupoid simply degenerates to a
 288 group.

289 Figure 4(a) displays the LQG of phlogopite for the primitive cell defined by $\mathbf{a}' = \frac{1}{2}(\mathbf{a} - \mathbf{b})$, $\mathbf{b}' =$
 290 $\frac{1}{2}(\mathbf{a} + \mathbf{b})$, $\mathbf{c}' = \mathbf{c}$. The central cation in this graph was deleted and some oxygen atoms were split to
 291 give the LQG shown in Figure 4(b); apart from the presence of OH groups instead of terminal
 292 oxygen vertices, the resulting LQG shows clearly that phlogopite can be built from the R_2 rod of
 293 diopside. Whereas a 3-periodic structure is obtained in diopside by linking any rod to four
 294 neighbours in two independent directions, a 2-periodic structure is formed in phlogopite by linking
 295 each rod to two neighbours along a single direction. Moreover, linkages in diopside involve a
 296 double connection of rods between the tetrahedral chain of each rod and the octahedral chain of the
 297 other. Linkages in phlogopite occur through homogeneous connections: octahedral to octahedral
 298 and tetrahedral to tetrahedral chains. After the R_2 rods have been assembled according to the LQG
 299 given in Figure 4(b), the structure has to be stuffed by additional cations in octahedral coordination
 300 to yield the phlogopite structure.

301 To be emphasized that this analysis concerns the stacking of *rods* to build the one-layer polytype.
 302 Phyllosilicates, and in particular micas, occur in many different polytypes and the stacking of *layers*
 303 again is rationalized in terms of partial operations leading to groupoids. This is however outside the
 304 scope of the present article. Interested readers can refer to a review in Nespolo and Đurovič (2002).

305 5 Structures built on R_5 rods: amphiboles and palygorskite

306 The R_5 rods, whose rod symmetry (kernel) is $\mu_c 12/m1$, occur in amphiboles and in palygorskite.
 307 The partial operation is a C -centring translation in both cases; the unit cell having different
 308 dimensions, the resulting structure is different, but the symmetry (type of group) is the same. The
 309 groupoid is therefore composed by two hybrid groups, each containing a kernel and a hull.

$$\not\mu_c 12/m1 \quad \cup \quad \not\mu_c 12/m1 \, t^{(1/2,1/2,0)}$$

$$t^{(1/2,1/2,0)} \not\mu_c 12/m1 \quad \cup \quad t^{(1/2,1/2,0)} \not\mu_c 12/m1 \, t^{(1/2,1/2,0)}$$

310
311

and, by specifying the operations:

$$1, 2 \, \frac{1}{2}, y, \frac{1}{2}, \bar{1} \, \frac{1}{2}, \frac{1}{2}, \frac{1}{2}, m \, x, \frac{1}{2}, z \quad \cup \quad t^{(1/2,1/2,0)}, 2_1 \, \frac{1}{4}, y, \frac{1}{2}, \bar{1} \, \frac{1}{4}, \frac{1}{4}, \frac{1}{2}, a \, x, \frac{1}{4}, z$$

$$t^{(1/2,1/2,0)}, 2_{\bar{1}} \, \frac{1}{4}, y, \frac{1}{2}, \bar{1} \, \frac{1}{4}, \frac{1}{4}, \frac{1}{2}, a^{-1} \, x, \frac{1}{4}, z \quad \cup \quad 1, 2 \, 0, y, \frac{1}{2}, \bar{1} \, 0, 0, \frac{1}{2}, m \, x, 0, z$$

312 As in the case of R_3 , all the operations listed, or their translational equivalent, occur in both
313 hybrid groups and are therefore global. Their set-theoretical union, results in the space-group type
314 of the two minerals, which is $C2/m$ in both cases.

315 Figure 5 displays the LQG of palygorskite, already organized so as to put into evidence the
316 structural role of the R_5 rod and its relation with the R_2 rod of diopside. Indeed, the left and right
317 parts of the R_5 rod form two interlinked R_2 rods to which the central octahedral cation must be
318 added to yield the full R_5 rod. The LQG presents two symmetry operations that can be seen as
319 exchanges across the blue and purple dashed lines and can be associated respectively to the 2-fold
320 rotation and the mirror reflection m of palygorskite. The first reflection leaves each rod invariant
321 while the second one exchanges the two R_2 rods, thus corresponding to an operation of the kernel of
322 the rods and a partial operation, respectively: they are of course global symmetry operations. Hence,
323 the c -glide reflection of the ideal R_2 rod (belonging to the respective kernel) is missing in the
324 symmetry group of this structure. It may be looked at as a *pseudo*-symmetry of the space-groupoid
325 of palygorskite in the extended sense that it corresponds to a symmetry operation defined by the
326 subgraph representing the rod.

327 6 Structures built on R_8 rods: sepiolite and jimthompsonite

328 As shown by Nespolo and Bouznari (2017), the Z_8 module, and thus the R_8 rod, can be almost
329 exactly reconstructed by expanding the Z_5 module through the action of a pseudo-partial mirror,
330 slicing the Z_8 module into a Z_5 part and Z_8-Z_5 part. This same relation occurs both along $+\mathbf{b}$ and
331 along $-\mathbf{b}$ so that the R_8 rod can be ideally separated into three R_2 rods, below labelled as A (middle),

332 B (left) and C (right). The exact (A) and approximate (B, C) rod symmetry (kernel) is $\not\mu_c 12/c1$ and

333 $\not\mu_c 1c1$ respectively for sepiolite and jimthompsonite. The octahedral cations and oxygen atoms at the
334 boundaries between the rods, *i.e.* approximately on the pseudo-partial mirrors, are the additional
335 components necessary to obtain the R_8 rod from the stacking of R_2 rods. The unit cell of sepiolite
336 contains two Z_8 modules and the unit cell of jimthompsonite four; these are related by one and three
337 partial operations respectively. These, and the corresponding R_8 rods, are labelled sequentially from
338 1 to 2 and from 1 to 4 respectively; the same numbering scheme is applied to the R_2 components A,
339 B and C. Concretely, the structure of the two title minerals can be obtained in two steps (Figures 6
340 and 7).

341 1. build the target R_8 rod by applying the partial operations to R_2 rod A1 to obtain B1 and C1: a
342 partial mirror reflection at $x, 0.421, z$ (sepiolite) or at $x, 0.666065, z$ (jimthompsonite) mapping A1
343 to B1 and a second partial mirror reflection at $x, 0.579, z$ (sepiolite) or at $x, 0.833935, z$

25
26

344 (jimthompsonite), mapping A1 to C1; complete the R_8 rod with the additional atoms;
345 2. build the structure of the two minerals by applying the mapping of different R_8 rods; this leads
346 automatically to the mappings of (Aj,Bj,Cj) R_2 rods in the $j > 1$ R_8 rod to the corresponding
347 (A1,B1,C1) R_2 rods in target R_8 rod.

348 For sepiolite the operation in step 2 is an n -glide reflection at $\frac{1}{4},y,z$, whereas for jimthompsonite,
349 there are three operations, namely a b -glide reflection at $\frac{1}{4},y,z$, an a -glide reflection at $x,y,\frac{1}{4}$, and an
350 inversion at $\frac{1}{2},\frac{1}{2},\frac{1}{2}$. The two groupoids are therefore composed by $6^2 = 36$ blocks for sepiolite and
351 $12^2 = 144$ blocks for jimthompsonite. This means we have to derive $4 \times 36 = 144$ and $2 \times 144 = 288$
352 operations respectively, not all of which will turn out to be different; some of the operations
353 obtained in this way will actually be global operations building the space group of the mineral.

354 The careful reader may remark a slight difference with respect to Nespolo and Bouznari (2017),
355 concerning the position of the first pseudo-partial mirror in sepiolite (the one mapping B1 to A1),
356 whose position was given as $x,0.4151,z$ there whilst it is $x,0.421,z$ here. In our previous article, the
357 position of the pseudo-partial mirror was chosen on an octahedral cation, whereas here it is chosen
358 so that the matrix representation of the global operations take a standard expression, with vector
359 components equal to $0,\frac{1}{4}$ or $\frac{1}{2}$ (or integer multiples) of these. The slight difference comes evidently
360 from the fact that these operations are *pseudo*-isometries.

361 Table 1 presents the groupoid structure of sepiolite. The 144 combinations $h_j^{-1}K_A h_i$ ($i,j = 0,1,2$, h_0
362 = identity), result in 40 operations, listed with a sequence number in Table 2. Finally, Table 3 gives
363 the operations in each kernel and hull by the sequential number defined in Table 2. To be noted that
364 some of the operations obtained in this way are *not* the defining operations of the corresponding
365 symmetry element. For example, the operations No. 33, $2_2 \frac{1}{4},\frac{1}{4},z$, which is a shorthand notation for
366 $2(0,0,1) \frac{1}{4},\frac{1}{4},z$, is a screw rotation about the direction $\frac{1}{4},\frac{1}{4},z$ with screw component corresponding
367 to a full translation along c . The defining operation is $2 \frac{1}{4},\frac{1}{4},z$ and does also occur when $2_2 \frac{1}{4},\frac{1}{4},z$
368 is combined with a lattice translation along $-c$, which belongs to the rod symmetry.

369 The operations that occur in each hybrid group M_X , which are therefore global operations, are
370 shown in bold in Table 3. As expected, these eight operations belong to $Pbcn$, *i.e.* the space-group
371 type of sepiolite. The remaining 32 operations, *i.e.* 80% of the operations relating R_2 modules, are
372 partial or local and do not appear in the space group of the mineral.

373 Figure 8 displays the LQG of sepiolite evidencing the structural role of two R_8 rods and their
374 relations with the R_2 rod of diopside. Indeed, one can look at each R_8 rod as built from three
375 interlinked R_2 rods stuffed by two octahedral cations at the third and sixth position, starting from the
376 left or from the right of the figure. Alternatively, one can build the R_8 rod by interlinking an R_5 rod
377 with an R_2 rod and stuffing it with an additional octahedral cation in the third ($R_2 + R_5$), or
378 equivalently in the sixth position ($R_5 + R_2$). Figure 9 shows the simplified LQG of sepiolite
379 representing the linkage of the R_8 rods. This LQG is that of the **sql** lattice in a body-centred cell,
380 which indicates that the two R_8 rods are related by a translation in the (001) plane. This centring
381 translation is associated to the permutation $\phi_1 = (a,d)(b,c)$, also exchanging the two rods M1 and
382 M2, which leaves invariant every net voltage over the cycles of the simplified LQG. However, the
383 permutation induced by ϕ_1 in the full LQG of sepiolite realizes an inversion of the [001] direction.
384 This permutation must therefore be associated to the glide reflection $n(\frac{1}{2}, \frac{1}{2}, 0)$. Partial operations
385 between the three R_2 rods forming the R_8 rod can be deduced from those of palygorskite using the
386 ($R_2 + R_5$) or ($R_5 + R_2$) construction. Indeed, the central R_2 rod A of R_8 belongs to the R_5 rod in both
387 interpretations, ($R_2 + R_5$) or ($R_5 + R_2$), and so it can be obtained from any of the other two R_2 rods, B
388 or C, by a partial mirror reflection with mirror plane going through the added octahedral cations.
389 The orientation of the mirror plane can be obtained from a complete analysis of the other two
390 generators of the symmetry group of sepiolite using the two LQGs. It can be seen that the

391 permutations $\phi_2 = (a,c)(b,d)$ and $\phi_3 = (a,b)(c,d)$, both fixing the two rods M1 and M2, of the
392 simplified LQG are associated to a 2-fold rotation 2_{010} and a c -glide reflection, respectively. This
393 shows that the octahedral chain has its *flat* face parallel to the (001) plane so that the mirrors
394 mapping the A rod to rods B and C are orthogonal to the 010 axis. We also note that rod A, located
395 at the intersection of the two possible R_5 rods is invariant by the c -glide reflection. This rod has thus
396 the full $\rho_c 12/c1$ symmetry of the diopside R_2 rod.

397 Tables 4-6 present the corresponding results for jimthompsonite. The 288 combinations $h_j^{-1}K_A h_i$
398 ($i, j = 0, 1, 2$, $h_0 = \text{identity}$), result again in 40 operations. Analogously to the case of sepiolite, an
399 unusual symbol is used for operation No. 21, namely $2_3 0, y, \frac{1}{4}$. This is a screw rotation with screw
400 component $3\mathbf{b}/2$ along the $0, y, \frac{1}{4}$ direction. It occurs in all the 12 hybrid groups and is therefore a
401 global operation. The corresponding defining operation of the symmetry element is $2_1 0, y, \frac{1}{4}$, which
402 is obtained from $2_3 0, y, \frac{1}{4}$ by combination with a $-\mathbf{b}$ lattice translation.

403 The operations that occur in each hybrid group M_X , which are therefore global operations, are
404 shown in bold in Table 6. These eight operations belong to $Pbca$, the space-group type of
405 jimthompsonite. As in the case of sepiolite, the remaining 32 operations (80%) are partial or local
406 and do not appear in the space group of the mineral.

407 Due to the large size of its unit cell, the LQG of jimthompsonite was divided into two figures,
408 each evidencing the presence of two distinct rods R_8 : Figure 10 represents the two rods M1 and M2
409 while Figure 11 shows the two rods M3 and M4. In this structure, rods R_8 make double,
410 heterogeneous linkages joining the octahedral chain of one rod to the tetrahedral chain of the other
411 rod by sharing pairs of oxygen atoms. Shared pairs of oxygen atoms are indicated by identical
412 letters in the LQG. For example, the two oxygen atoms on each side of letter “a” in rod M1 (Figure
413 10) should be identified with the two oxygen atoms on each side of letter “a” in rod M4 (Figure 11),
414 each oxygen atom joining a tetrahedral chain to an octahedral one. The simplified LQG, given in
415 Figure 12, represents the complete linkage of these rods throughout the structure; each edge in this
416 graph carries, along with the respective voltage, the letter indicating the corresponding shared
417 oxygen pair. This LQG can be associated to a 2-periodic topology in the (001) plane, which we
418 identify as follows. We first observe that the graph presents an automorphism of order 4, described
419 by the vertex permutation (M1, M2, M3, M4) and by the edge permutation $\phi = (a, d', b, c')(a', d, b', c)$,
420 which leaves the two voltages 100 and 010 invariant and does not possess fixed vertices or edges.
421 Hence, ϕ can be associated to a translation of the 2-periodic net. Because the quotient of the
422 simplified LQG by ϕ , has a single vertex and two edges (loops), it describes a square lattice net
423 (**sql**), but with quadruple unit cell. The basis vectors of the primitive cell of this lattice are given by
424 $\frac{1}{4} \frac{1}{2} 0$ and $\frac{1}{4} -\frac{1}{2} 0$ with reference to the basis vectors of the unit cell of jimthompsonite. However,
425 the automorphism induced by ϕ in the full LQG of jimthompsonite does not act consistently on the
426 net voltages over cycles along 001, so that it cannot correspond to an isometry in Euclidean space.
427 The net effect of this automorphism in this direction is reported by the signs (+, -, -, +) carried by
428 the vertices (M1, M2, M3, M4) of the simplified LQG: As ϕ maps rod M1 to rod M2, it inverts the
429 direction [001] (+ to -), but at the same time, rod M2 is mapped to rod M3 with preservation of the
430 direction [001] (- to -), and so on. The symmetry operation induced by ϕ should therefore be
431 interpreted as an element of the space-groupoid of jimthompsonite. It appears that the operation
432 associated to ϕ^2 can be associated to the translation $t(\frac{1}{2}, 1, 0)$ in the (001) plane and systematically
433 inverts the third direction (+ to -): this operation is thus related to the a -glide reflection.
434 Reconstruction of the whole structure from an idealized R_8 rod is possible by using the information
435 contained in the simplified LQG. First, rods are linked according to a square lattice net in the (001)

436 plane. Then the symmetry groupoid operation ϕ is applied to get the correct inversion sequence of
437 the rods (following direction [001]) along the main axes of the square lattice net.

438 7 Chesterite as a contracted twin of jimthompsonite

439 Chesterite is composed by an alternation along the \mathbf{b} axis of R_8 and R_5 rods. The unit cell
440 contains four Z_8 and four Z_5 modules; pairs of modules of the same type are related by an A
441 translation, *i.e.* $\mathbf{b}/2+\mathbf{c}/2$, an a -glide reflection about the plane $x,y,1/2$, and their combination, *i.e.* an
442 n -glide about the plane $x,y,1/4$. The kernel is μ_c1c1 for Z_8 and μ_c1m1 for Z_5 . The two structure-
443 building operations applied to the two modules produce the space group of chesterite, of type
444 $A2_1ma$; the groupoid degenerates to a group, as in the case of phlogopite, palygorskite and
445 tremolite.

446 We already know that the Z_8 module can be obtained from the Z_5 module by a pseudo-partial
447 mirror. The coexistence of these two modules makes the structure of chesterite fit Takéuchi's
448 definition of *contracted twin* (Takéuchi, 1997), where the term “twin” has to be understood as “cell-
449 twin”, *i.e.* a modular structure. The concept of contracted twin is schematically presented in Figure
450 13. A cell-twin is obtained by a polysynthetic repetition of a unit, let it be A , through a partial
451 operation mapping A to A' . A and A' are identical but differently oriented and positioned in the unit
452 cell; the structure is composed by the sequence AA' . Let us indicate as B the unshaded portion of A
453 in Figure 13. A pair of modules B and B' is related by the same partial operation that related the
454 pair A and A' . Because A and B are structurally different, there is no real operation mapping them;
455 however, the same operation mapping A and A' , or B and B' , can be applied to the B part of A to
456 obtain B' ; in other words, from A we obtained A' and contract the result by removing the part of A'
457 which is not contained in B' . In this way, the AB' module is described as a contracted twin of A .

458 If we adopt this viewpoint, the structure of chesterite (Figure 14) can be schematically idealized
459 as in Figure 15, where A and B represent Z_8 and Z_5 modules respectively. The partial operations
460 mapping pairs of modules are the following.

- 461 $h_1: A2 \rightarrow A1$ and $B2 \rightarrow B1$: A -centring translation: $t(0,1/2,1/2)$
462 $h_2: A3 \rightarrow A1$ and $B3 \rightarrow B1$: $a xy^{1/2}$
463 $h_3: A4 \rightarrow A1$ and $B4 \rightarrow B1$: $n xy^{1/4}$
464 $T_1: A1 \rightarrow B1$: $\bar{1} \ 1/4^2/5^{1/4}$
465 $T_2: A2 \rightarrow B1$: $2_1 \ 1/4^3/5z$
466 $T_3: A3 \rightarrow B1$: $\bar{1} \ 1/2^2/5^{1/2}$
467 $T_4: A4 \rightarrow B1$: $\bar{1} \ 1/2^3/5^{3/4}$

468 Table 7 gives the fractional atomic coordinate of the B right part of $A1$, the result of the
469 application of T_1 operation, and the corresponding coordinates in $B1$, together with the differences
470 expressed as fractional coordinates and in \AA . The average difference is 0.1\AA , which shows the very
471 high degree of pseudo-symmetry. The same result is obtained when considering the other T
472 operations.

473 The symbol T is used here to follow Sadanaga's definition of *transmutation operation* (Sadanaga,
474 personal communication) as an operation mapping two different modules. In Sadanaga's definition,
475 the transmutation operation is invertible (if T_{AB} maps A to B , then there exist a transmutation
476 operation T_{BA} that maps B to A). We deal here with a non-invertible transmutation operation
477 because T “shrinks” A to B by acting on the corresponding submodule of A ; the hypothetical
478 inverse operation should “expand” B to A by acting also outside the module B . The structure that

479 we would obtain by considering both the partial operations h and the transmutation operations T is
480 therefore no longer a groupoid but a category (we remind the reader that a groupoid is an invertible
481 category; for details see Spivak, 2014).

482 The same interpretation can be applied to kalifersite, for which however the quality of the
483 available refinement is too poor to provide any quantitative analysis of the modular structure of this
484 mineral. Kalifersite is composed of two different modules which only partly fit our definition.
485 Nespolo and Bouznari (2017) have described the structure of kalifersite as built by a Z_6 module
486 around the centre on the unit cell, and a Z_3 module around the origin, which however span eight and
487 four tetrahedra respectively, instead of six and two as in the definition of the Z_n modules. The
488 additional tetrahedra can be seen as bridges between the Z_6 and Z_3 modules. Alternatively, the two
489 modules could also be seen as Z_8 and Z_5 with octahedral cations removed from the two boundaries
490 of the modules. By using this description, however, the composition of the two modules in the
491 structure of kalifersite requires an overlap of the tetrahedra on the boundaries, which would break
492 the general scheme common to all the other minerals of the two polysomatic series

493 8 Discussion

494 A non-molecular crystal structure can be decomposed in elementary building blocks of variable
495 size. The smallest and universally known block is the coordination polyhedron, which is however
496 not always uniquely defined (Hoppe, 1970). Bigger and more complex building blocks occur in
497 modular structures (Nespolo *et al.*, 2004), which are built by stacking and juxtaposing one
498 (*monoarchetypal structures*) or more (*polyarchetypal structures*) kinds of 0-, 1- or 2-period blocks
499 (bricks, rods, layers) and give rise to large variety of complex structures (Ferraris *et al.*, 2008;
500 Krivovichev, 2017). A general approach to modular structures should not only point out salient
501 common structural features of apparently highly heterogeneous structures, as in the case of the two
502 series of minerals we have analysed, but also display predictive power on the possible stacking
503 modes, occurrence probability of stacking fault, diffraction features. Such a general result has been
504 obtained in the case of OD structures (Dornberger-Schiff and Grell-Niemann, 1961), *i.e.*
505 monoarchetypal modular structures built by the stacking of 2-periodic building blocks (layers), but
506 is far from having reached its final goal in the most general case, despite some general results
507 already present in the literature (see, *e.g.* Sadanaga and Ohsumi, 1979). We have shown that a
508 groupoid and graph-theoretical analysis of modular structures built by 1-periodic building blocks
509 (rods) looks promising as a possible extension and generalization. We plan to develop this approach
510 to other types of modular structures in the near future.

511 **Acknowledgments.** This article is devoted to Professors Giovanni Ferraris and Stefano Merlino,
512 pioneers of the study of modularity in crystal structures and mentors of the first author, on occasion
513 of their 80th birthday. This research has been conducted during a short term study abroad stay (AU)
514 at Université de Lorraine, France, funded by the Tobitate Japan Scholarship Program. JGE thanks
515 CNPq (Conselho Nacional de Desenvolvimento Científico e Tecnológico of Brazil) for support
516 during this work. The critical remarks by two anonymous reviewers are gratefully acknowledged.

517 References

- 518 Blatov, V. A., Shevchenko, A. P. and Proserpio, D. M. (2014): Applied Topological Analysis of
519 Crystal Structures with the Program Package ToposPro. *Cryst. Growth Des.* **14**, 3576–3586.
520 Brandt, H. (1927): Über eine Verallgemeinerung des Gruppenbegriffes. *Math. Ann.*, **96**, 360–366.

- 521 Brown, R. (1987): From groups to groupoids: a brief survey. *Bull. London Math. Soc.*, **19**, 113-134.
- 522 Chung, S. J., Hahn, Th. and Klee, W. E. (1984): Nomenclature and generation of three-periodic
523 nets: the vector method. *Acta Crystallogr.* **A40**, 42–50.
- 524 de Wolff, P.M., Billiet, Y., Donnay, J.D.H., Fischer, W., Galiulin, R. B., Glazer, A. M., Hahn, Th.,
525 Senechal, M., Shoemaker, D. P., Wondratschek, H., Hahn, Th., Wilson, A. J. C. and
526 Abrahams, S. C. (1989): Definition of symmetry elements in space groups and point groups.
527 Report of the International Union of Crystallography Ad-Hoc Committee on the
528 Nomenclature of Symmetry. *Acta Crystallogr.* **A45**, 494-499.
- 529 de Wolff, P.M., Billiet, Y., Donnay, J.D.H., Fischer, W., Galiulin, R. B., Glazer, A. M., Hahn, Th.,
530 Senechal, M., Shoemaker, D. P., Wondratschek, H., Wilson, A. J. C. and Abrahams, S. C.
531 (1992): Symbols for symmetry elements and symmetry operations. Final report of the IUCr
532 Ad-Hoc Committee on the Nomenclature of Symmetry, *Acta Crystallogr.* **A48**, 727-732.
- 533 Dornberger-Schiff, K. (1959): On the nomenclature of the 80 plane groups in three dimensions.
534 *Acta Crystallogr.*, **12**, 173.
- 535 Dornberger-Schiff, K. and Grell-Niemann, H. (1961): On the Theory of Order-Disorder (OD)
536 structures. *Acta Crystallogr.*, **14**, 167-177.
- 537 Engel, P., Matsumoto, T., Steinmann, G. and Wondratschek, H. (1984). The non-characteristic orbits
538 of the space groups. *Z. Kristallogr.*, Supplement Issue No. 1.
- 539 Eon, J.-G. (2016): Topological features in crystal structures: a quotient graph assisted analysis of
540 underlying nets and their embeddings. *Acta Crystallogr.*, **A72**, 268-293.
- 541 Eon, J.-G. (2017): Groupoids and labelled quotient graphs: a topological analysis of the modular
542 structure in pyroxenes. *Acta Crystallogr.*, **A73**, 238-245.
- 543 Ferraris G., Makovicky E. and Merlino, S. (2008): *Crystallography of modular materials*.
544 IUCr/Oxford University Press, 384 pp.
- 545 Flack, H., Wondratschek, H., Hahn, Th., and Abrahams, S. C. (2000): Symmetry Elements in Space
546 Groups and Point Groups. Addenda to two IUCr Reports on the Nomenclature of Symmetry.
547 *Acta Crystallogr.* **A56**, 96-98.
- 548 Glazer, A.M., Aroyo, M.I., Authier, A. (2014), Seitz symbols for crystallographic symmetry
549 operations. *Acta Crystallogr.* **A70**, 300-302.
- 550 Hoppe, R. (1970): The Coordination Number - an “Inorganic Chameleon”. *Angew. Chem. internat.*
551 *Edit.* . **9**, 25-34.
- 552 Krivovichev, S.V. (2017). Structure description, interpretation and classification in mineralogical
553 crystallography. *Crystallogr. Rev.*, **23**, 2-71.
- 554 Kopský V., Litvin, D. B. (2010): *International Tables for Crystallography Volume E: Subperiodic*
555 *groups*. Wiley.
- 556 Loewy, A. (1927): Über abstrakt definierte Transmutationsysteme oder Mischgruppen. *J. f. Math.*,
557 **157**, 239-254.
- 558 Momma, K. and Izumi, F. (2011): VESTA 3 for three-dimensional visualization of crystal,
559 volumetric and morphology data. *J. Appl. Crystallogr.*, **44**, 1272-1276.
- 560 Nespolo, M. (2017): A practical approach to symmorphisms. *Cryst. Res. Techn.*, **52**, 1600129.
- 561 Nespolo, M. and Bouznari, K. (2017): Modularity of crystal structures: a unifying model for the
562 biopyribole-palysepiole series. *Eur. J. Mineral.*, **27**, in press
- 563 Nespolo, M. and Aroyo, M.I. (2016): The modular structure of pyroxenes. *Eur. J. Mineral.*, **28**, 189-
564 203.
- 565 Nespolo, M. and Āurovič, S. (2002): Crystallographic basis of polytypism and twinning in micas. In
566 Mottana, A., Sassi, F.P., Thompson, J.B.Jr., Guggenheim, S. (Ed.): Micas: Crystal Chemistry
567 & Metamorphic Petrology. *Rev. Miner. Geoch.*, **46**, 155-279.

- 568 Nespolo, M., Ferraris, G., Āuroviĉ, S., Takéuchi, Y. (2004): Twins vs. modular crystal structures. *Z.*
 569 *Kristallogr.* **219**, 773-778.
- 570 Sadanaga, R. Ohsumi, K. (1979). Basic theorems of vector symmetry in crystallography. *Acta*
 571 *Crystallogr.* **A35**, 115-122.
- 572 Spivak, D.I. (2014): Category Theory for the Sciences. Cambridge: MIT Press, 304 pp.
- 573 Takéuchi, Y. (1997): *Tropochemical cell-twinning. A structure building mechanism in crystalline*
 574 *solids*. Tokyo: Terra Scientific Publishing Company.

575 **FIGURE CAPTIONS**

576 **Figure 1.** (a) Labelled quotient graph of diopside with relation to a primitive unit cell and (b)
 577 modification evidencing the R_2 rod. Colour code (common to all figures): octahedral cations in
 578 orange, tetrahedral cation in green and oxygen ions in red; oxygen atoms with the same colour
 579 contour should be identified. Voltages are given as coloured arrows: blue (100), red (010), black
 580 (001).

581 **Figure 2.** (a) Labelled quotient graph of the R_2 rod of diopside and (b) the simplified LQG
 582 representing the rod linkages: the grey box stands for the rod.

583 **Figure 3.** The Z_3 modules (the portion of the R_3 rod contained in a single unit cell) of phyllosilicates
 584 and the partial operations mapping the various modules. A is the target module; B is mapped by the
 585 a -glide reflection about the plane at $x, \frac{1}{4}, z$. A lattice translation along \mathbf{b} applied to the pair of R_3 rods
 586 BA produced the $R_\infty = L$ layer of phyllosilicates. The second operation, mapping C to A, is a lattice
 587 translation along the \mathbf{c} axis. The product $h_1^{-1}h_2 = g(\frac{1}{2}, 0, 1)$ about the plane at $x, \frac{1}{4}, z$. maps C to B via
 588 A: this is one of the operations of the element set of the a -glide plane. (This and the following
 589 figures of crystal structures drawn with VESTA: Momma and Izumi, 2011).

590 **Figure 4.** (a) Labelled quotient graph of phlogopite and (b) LQG obtained after deleting the central
 591 octahedral atom putting into evidence the R_2 rod of diopside. Hydrogen atoms in violet. Green
 592 arrows: 110.

593 **Figure 5.** Labelled quotient graph of palygorskite evidencing the R_5 rod. Water molecules in purple.

594 **Figure 6.** The structure of sepiolite in which the two Z_8 modules are shown, one centred at the
 595 middle of the unit cell, the other centred at the origin. The R_8 rods (of which the Z_8 modules are the
 596 portion contained in a single unit cell) can be seen as composed by three R_2 rods (A,B,C) related by
 597 pseudo-partial mirror reflections, completed by additional atoms on the corresponding planes (blue
 598 in the figure).

599 **Figure 7.** The structure of jimthompsonite in which the four Z_8 modules are shown. As in the case
 600 of sepiolite, the R_8 rods can be seen as composed by three R_2 rods (A,B,C) related by pseudo-partial
 601 mirror reflections, completed by additional atoms on the corresponding planes (blue in the figure).

602 **Figure 8.** Labelled quotient graph of sepiolite evidencing the two R_8 rods M1 (top) and M2
 603 (bottom); oxygen atoms with the same colour contour should be identified.

604 **Figure 9.** Simplified LQG of sepiolite emphasizing the linkages between R_8 rods; letters on the
 605 edges indicate oxygen atoms shared by the tetrahedral chains in rods M1 and M2, as identified in
 606 Figure 8.

607 **Figure 10.** Labelled quotient graph (partial) of jimthompsonite evidencing the two R_8 rods M1 (top)
 608 and M2 (bottom).

609 **Figure 11.** Labelled quotient graph (partial) of jimthompsonite evidencing the two R_8 rods M3 (top)
 610 and M4 (bottom).

611 **Figure 12.** Simplified LQG of jimthompsonite. Signs (+ or -) over the vertices indicate the
 612 orientation of the respective rod; letters on the edges indicate the linkages between octahedral and
 613 tetrahedral chains.

614 **Figure 13.** The concept of contracted twin (after Takéuchi, 1997). Left: the module A is mapped to
615 the module A' by a partial operation (here represented by a mirror reflection about a vertical plane
616 drawn in red). The hatched part of the two modules can be removed to transform the result in a pair
617 of modules BB' (centre). If the hatched part is removed only on one side, we obtain a contracted
618 twin, AB' (right, where the hatched part is still visible to emphasize the relation between A' and B')
619 or BA'.

620 **Figure 14.** The structure of chesterite, where the local c -glide plane of the Z_8 module is shown in
621 red and the mirror plane of the Z_5 module is shown in blue.

622 **Figure 15.** A schematic view of the structure of chesterite along the c axis, where the Z_8 and Z_5
623 modules are replaced by larger A and smaller B rectangles. Partial operations map A to A and B to
624 B, whereas transmutation operations map A to B but not B to A. Thin-line rectangle is the unit cell
625 of chesterite.

626 **Table 1.** Space groupoid construction for sepiolite. K_X is the kernel of the X rod R_2 ($X = A1, B1,$
627 $C1, A2, B2, C2$, the partial operations are $h_1 (B1 \rightarrow A1): m_{x,0.42215,z}$; $h_2 (C1 \rightarrow A1): m_{x,0.5794,z}$; $h_3 (A2$
628 $\rightarrow A1): n_{\frac{1}{4},y,z}$; $h_4 (B2 \rightarrow A1) = h_1h_3 = 2_1 \frac{1}{4},0.17215,z$; $h_5 (C2 \rightarrow A1) = h_2h_3 = 2_1 x,0.3294,z$.

| | | | | | |
|-------------------------------------|--|--|--|--|--|
| K_{A1} | $K_{A1}h_1: B1 \rightarrow A1$ | $K_{A1}h_2: C1 \rightarrow A1$ | $K_{A1}h_3: A2 \rightarrow A1$ | $K_{A1}h_4: B2 \rightarrow A1$ | $K_{A1}h_5: C2 \rightarrow A1$ |
| $h_1^{-1}K_{A1}: A1 \rightarrow B1$ | $h_1^{-1}K_{A1}h_1 = K_{B1}$ | $h_1^{-1}K_{A1}h_2: C1 \rightarrow B1$ | $h_1^{-1}K_{A1}h_3: A2 \rightarrow B1$ | $h_1^{-1}K_{A1}h_4: B2 \rightarrow B1$ | $h_1^{-1}K_{A1}h_5: C2 \rightarrow B1$ |
| $h_2^{-1}K_{A1}: A1 \rightarrow C1$ | $h_2^{-1}K_{A1}h_1: B1 \rightarrow C1$ | $h_2^{-1}K_{A1}h_2 = K_{C1}$ | $h_2^{-1}K_{A1}h_3: A2 \rightarrow C1$ | $h_2^{-1}K_{A1}h_4: B2 \rightarrow C1$ | $h_2^{-1}K_{A1}h_5: C2 \rightarrow C1$ |
| $h_3^{-1}K_{A1}: A1 \rightarrow A2$ | $h_3^{-1}K_{A1}h_1: B1 \rightarrow A2$ | $h_3^{-1}K_{A1}h_2: C1 \rightarrow A2$ | $h_3^{-1}K_{A1}h_3 = K_{A2}$ | $h_3^{-1}K_{A1}h_4: B2 \rightarrow A2$ | $h_3^{-1}K_{A1}h_5: C2 \rightarrow A2$ |
| $h_4^{-1}K_{A1}: A1 \rightarrow B2$ | $h_4^{-1}K_{A1}h_1: B1 \rightarrow B2$ | $h_4^{-1}K_{A1}h_2: C1 \rightarrow B2$ | $h_4^{-1}K_{A1}h_3: A2 \rightarrow B2$ | $h_4^{-1}K_{A1}h_4 = K_{B2}$ | $h_4^{-1}K_{A1}h_5: C2 \rightarrow B2$ |
| $h_5^{-1}K_{A1}: A1 \rightarrow C2$ | $h_5^{-1}K_{A1}h_1: B1 \rightarrow C2$ | $h_5^{-1}K_{A1}h_2: C1 \rightarrow C2$ | $h_5^{-1}K_{A1}h_3: A2 \rightarrow C2$ | $h_5^{-1}K_{A1}h_4: B2 \rightarrow C2$ | $h_5^{-1}K_{A1}h_5 = K_{C2}$ |

629 **Table 2.** The 40 operations appearing in the space groupoid of sepiolite. Fr. is the occurrence
630 frequency of the corresponding operation, *i.e.* the number of hybrid groups in which the operation
631 occurs. Operations No. 1, 8, 13, 16, 21, 28, 33 and 36 in this list occur six times, *i.e.* in each of the
632 hybrid group, and are therefore global operations. These are the coset representatives of the
633 operations of *Pbcn*, the space-group type of sepiolite, as well as the defining operations of the
634 corresponding symmetry elements.

| No | Op. | Fr | No | Op. | Fr | No | Op. | Fr | No | Op. | Fr |
|----|---|----|----|--|----|----|--|----|----|---|----|
| 1 | 1 | 6 | 11 | $2_1 x,0.171,\frac{1}{4}$ | 4 | 21 | $2 \frac{1}{2},y,\frac{1}{2}$ | 6 | 31 | $2_1 \frac{1}{4},0.171,z$ | 4 |
| 2 | $t(0,0.158,0.5)$ | 4 | 12 | $2_1 x,0.329,\frac{1}{4}$ | 4 | 22 | $2 (0,0.158,0) \frac{1}{2},y,\frac{1}{2}$ | 4 | 32 | $2_1 \frac{1}{4},0.329,z$ | 4 |
| 3 | $t(0,-0.158,0.5)$ | 4 | 13 | $2_1 x,\frac{1}{4},\frac{1}{4}$ | 6 | 23 | $2 (0,0,-0.158,0) \frac{1}{2},y,\frac{1}{2}$ | 4 | 33 | $2_2 \frac{1}{4},\frac{1}{4},z$ | 6 |
| 4 | $t(0,-0.316,0.5)$ | 2 | 14 | $2_1 x,0.092,\frac{1}{4}$ | 2 | 24 | $2 (0,-0.316,0) \frac{1}{2},y,\frac{1}{2}$ | 2 | 34 | $2_2 \frac{1}{4},0.092,z$ | 2 |
| 5 | $t(0,0.316,0.5)$ | 2 | 15 | $2_1 x,0.408,\frac{1}{4}$ | 2 | 25 | $2 (0,0.316,0) \frac{1}{2},y,\frac{1}{2}$ | 2 | 35 | $2_2 \frac{1}{4},0.408,z$ | 2 |
| 6 | $\bar{1} \frac{1}{2},0.421,\frac{1}{2}$ | 4 | 16 | $n \frac{1}{4},y,z$ | 6 | 26 | $m x,0.421,z$ | 4 | 36 | $n x,y,\frac{1}{4}$ | 6 |
| 7 | $\bar{1} \frac{1}{2},0.579,\frac{1}{2}$ | 4 | 17 | $g(0,0.658,1) \frac{1}{4},y,z$ | 4 | 27 | $m x,0.579,z$ | 4 | 37 | $g (\frac{1}{2},0.658,0) x,y,\frac{1}{4}$ | 4 |
| 8 | $\bar{1} \frac{1}{2},\frac{1}{2},\frac{1}{2}$ | 6 | 18 | $g(0,0.342,1) \frac{1}{4},y,z$ | 4 | 28 | $c x,\frac{1}{2},z$ | 6 | 38 | $g (\frac{1}{2},0.342,0) x,y,\frac{1}{4}$ | 4 |
| 9 | $\bar{1} \frac{1}{2},0.342,\frac{1}{2}$ | 2 | 19 | $g(0,0.184,\frac{1}{2}) \frac{1}{4},y,z$ | 2 | 29 | $c x,0.342,z$ | 2 | 39 | $g (\frac{1}{2},0.184,0) x,y,\frac{1}{4}$ | 2 |
| 10 | $\bar{1} \frac{1}{2},0.658,\frac{1}{2}$ | 2 | 20 | $g(0,0.816,\frac{1}{2}) \frac{1}{4},y,z$ | 2 | 30 | $c x,0.658,z$ | 2 | 40 | $g (\frac{1}{2},0.816,0) x,y,\frac{1}{4}$ | 2 |

635 **Table 3.** Space groupoid of sepiolite, with the operations synthetically indicated by the sequence
636 number in Table 2. In bold the operations occurring in every hybrid group: these are global
637 operations which build the space group of the mineral.

| | | | | | | |
|----------|--------------------|---------------------|--------------------|--------------------|---------------------|--------------------|
| M_{A1} | 1,8,21,28 | 2,6,22,26 | 3,7,27,23 | 13,16,33,36 | 11,17,31,37 | 12,18,32,38 |
| M_{B1} | 3,6,23,26 | 1,9,21,29 | 4,8,24,28 | 11,18,31,38 | 14, 16,34,36 | 13,19,33,39 |
| M_{C1} | 2,7,22,27 | 5,8,25,28 | 1,10,21,30 | 12,17,32,37 | 13,20,33,40 | 15,16,35,36 |
| M_{A2} | 13,16,33,36 | 11,17,31,37 | 12,18,32,38 | 1,8,21,28 | 2,6,22,26 | 3,7,23,27 |
| M_{B2} | 11,18,31,38 | 14, 16,24,36 | 13,19,33,39 | 3,6,23,26 | 1,9,21,29 | 4,8,24,28 |
| M_{C2} | 12,17,32,37 | 13,20,33,40 | 15,16,35,36 | 2,7,22,27 | 5,8,25,28 | 1,10,21,30 |

638 **Table 4.** Space groupoid construction for jimthompsonite. K_X is the kernel of the X rod R_2 ($X = A1,$
639 $B1, C1, A2, B2, C2,$ the partial operations are $h_1 (B1 \rightarrow A1): m_{x,0.6662,z}; h_2 (C1 \rightarrow A1): m_{x,0.83407,z}; h_3$
640 $(A2 \rightarrow A1): b_{\frac{1}{4}y,z}; h_4 (B2 \rightarrow A1) = h_1 h_3 = 2_1 \frac{1}{4},0.4162,z; h_5 (C2 \rightarrow A1) = h_2 h_3 = 2_1 \frac{1}{4},0.58407,z; h_6 (A3 \rightarrow$
641 $A1): a_{x,y,\frac{1}{4}}; h_7 (B3 \rightarrow A1) = h_1 h_6 = 2_1 x,0.6662,\frac{1}{4}; h_8 (C3 \rightarrow A1) = h_2 h_6 = 2_1 x,0.83407,\frac{1}{4}; h_9 (A4 \rightarrow A1): \bar{1}_{\frac{1}{2},\frac{1}{2},\frac{1}{2}};$
642 $h_{10} (B4 \rightarrow A1) = h_1 h_9 = 2 (0,0.3324,0)_{\frac{1}{2}y,0}; h_{11} (C4 \rightarrow A1) = h_2 h_9 = 2 (0,0.66814,0)_{\frac{1}{2}y,0}.$

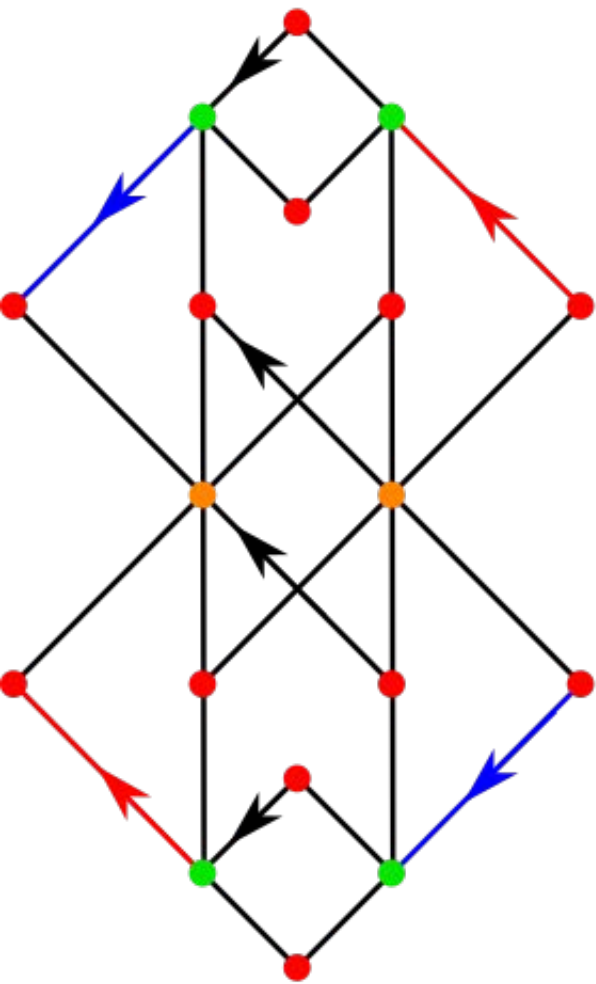
| | | | | | | | | | | | |
|---------------------|------------------------|------------------------|------------------------|------------------------|------------------------|------------------------|------------------------|------------------------|------------------------|---------------------------|---------------------------|
| K_{A1} | $K_{A1}h_1$ | $K_{A1}h_2$ | $K_{A1}h_3$ | $K_{A1}h_4$ | $K_{A1}h_5$ | $K_{A1}h_6$ | $K_{A1}h_7$ | $K_{A1}h_8$ | $K_{A1}h_9$ | $K_{A1}h_{10}$ | $K_{A1}h_{11}$ |
| $A1 \rightarrow A1$ | $B1 \rightarrow A1$ | $C1 \rightarrow A1$ | $A2 \rightarrow A1$ | $B2 \rightarrow A1$ | $C2 \rightarrow A1$ | $A3 \rightarrow A1$ | $B3 \rightarrow A1$ | $C3 \rightarrow A1$ | $A4 \rightarrow A1$ | $B4 \rightarrow A1$ | $C4 \rightarrow A1$ |
| $h_1^{-1}K_{A1}$ | $h_1^{-1}K_{A1}h_1$ | $h_1^{-1}K_{A1}h_2$ | $h_1^{-1}K_{A1}h_3$ | $h_1^{-1}K_{A1}h_4$ | $h_1^{-1}K_{A1}h_5$ | $h_1^{-1}K_{A1}h_6$ | $h_1^{-1}K_{A1}h_7$ | $h_1^{-1}K_{A1}h_8$ | $h_1^{-1}K_{A1}h_9$ | $h_1^{-1}K_{A1}h_{10}$ | $h_1^{-1}K_{A1}h_{11}$ |
| $A1 \rightarrow B1$ | $B1 \rightarrow B1$ | $C1 \rightarrow B1$ | $A2 \rightarrow B1$ | $B2 \rightarrow B1$ | $C2 \rightarrow B1$ | $A3 \rightarrow B1$ | $B3 \rightarrow B1$ | $C3 \rightarrow B1$ | $A4 \rightarrow B1$ | $B4 \rightarrow B1$ | $C4 \rightarrow B1$ |
| $h_2^{-1}K_{A1}$ | $h_2^{-1}K_{A1}h_1$ | $h_2^{-1}K_{A1}h_2$ | $h_2^{-1}K_{A1}h_3$ | $h_2^{-1}K_{A1}h_4$ | $h_2^{-1}K_{A1}h_5$ | $h_2^{-1}K_{A1}h_6$ | $h_2^{-1}K_{A1}h_7$ | $h_2^{-1}K_{A1}h_8$ | $h_2^{-1}K_{A1}h_9$ | $h_2^{-1}K_{A1}h_{10}$ | $h_2^{-1}K_{A1}h_{11}$ |
| $A1 \rightarrow C1$ | $B1 \rightarrow C1$ | $C1 \rightarrow C1$ | $A2 \rightarrow C1$ | $B2 \rightarrow C1$ | $C2 \rightarrow C1$ | $A3 \rightarrow C1$ | $B3 \rightarrow C1$ | $C3 \rightarrow C1$ | $A4 \rightarrow C1$ | $B4 \rightarrow C1$ | $C4 \rightarrow C1$ |
| $h_3^{-1}K_{A1}$ | $h_3^{-1}K_{A1}h_1$ | $h_3^{-1}K_{A1}h_2$ | $h_3^{-1}K_{A1}h_3$ | $h_3^{-1}K_{A1}h_4$ | $h_3^{-1}K_{A1}h_5$ | $h_3^{-1}K_{A1}h_6$ | $h_3^{-1}K_{A1}h_7$ | $h_3^{-1}K_{A1}h_8$ | $h_3^{-1}K_{A1}h_9$ | $h_3^{-1}K_{A1}h_{10}$ | $h_3^{-1}K_{A1}h_{11}$ |
| $A1 \rightarrow A2$ | $B1 \rightarrow A2$ | $C1 \rightarrow A2$ | $A2 \rightarrow A2$ | $B2 \rightarrow A2$ | $C2 \rightarrow A2$ | $A3 \rightarrow A2$ | $B3 \rightarrow A2$ | $C3 \rightarrow A2$ | $A4 \rightarrow A2$ | $B4 \rightarrow A2$ | $C4 \rightarrow A2$ |
| $h_4^{-1}K_{A1}$ | $h_4^{-1}K_{A1}h_1$ | $h_4^{-1}K_{A1}h_2$ | $h_4^{-1}K_{A1}h_3$ | $h_4^{-1}K_{A1}h_4$ | $h_4^{-1}K_{A1}h_5$ | $h_4^{-1}K_{A1}h_6$ | $h_4^{-1}K_{A1}h_7$ | $h_4^{-1}K_{A1}h_8$ | $h_4^{-1}K_{A1}h_9$ | $h_4^{-1}K_{A1}h_{10}$ | $h_4^{-1}K_{A1}h_{11}$ |
| $A1 \rightarrow B2$ | $B1 \rightarrow B2$ | $C1 \rightarrow B2$ | $A2 \rightarrow B2$ | $B2 \rightarrow B2$ | $C2 \rightarrow B2$ | $A3 \rightarrow B2$ | $B3 \rightarrow B2$ | $C3 \rightarrow B2$ | $A4 \rightarrow B2$ | $B4 \rightarrow B2$ | $C4 \rightarrow B2$ |
| $h_5^{-1}K_{A1}$ | $h_5^{-1}K_{A1}h_1$ | $h_5^{-1}K_{A1}h_2$ | $h_5^{-1}K_{A1}h_3$ | $h_5^{-1}K_{A1}h_4$ | $h_5^{-1}K_{A1}h_5$ | $h_5^{-1}K_{A1}h_6$ | $h_5^{-1}K_{A1}h_7$ | $h_5^{-1}K_{A1}h_8$ | $h_5^{-1}K_{A1}h_9$ | $h_5^{-1}K_{A1}h_{10}$ | $h_5^{-1}K_{A1}h_{11}$ |
| $A1 \rightarrow C2$ | $B1 \rightarrow C2$ | $C1 \rightarrow C2$ | $A2 \rightarrow C2$ | $B2 \rightarrow C2$ | $C2 \rightarrow C2$ | $A3 \rightarrow C2$ | $B3 \rightarrow C2$ | $C3 \rightarrow C2$ | $A4 \rightarrow C2$ | $B4 \rightarrow C2$ | $C4 \rightarrow C2$ |
| $h_6^{-1}K_{A1}$ | $h_6^{-1}K_{A1}h_1$ | $h_6^{-1}K_{A1}h_2$ | $h_6^{-1}K_{A1}h_3$ | $h_6^{-1}K_{A1}h_4$ | $h_6^{-1}K_{A1}h_5$ | $h_6^{-1}K_{A1}h_6$ | $h_6^{-1}K_{A1}h_7$ | $h_6^{-1}K_{A1}h_8$ | $h_6^{-1}K_{A1}h_9$ | $h_6^{-1}K_{A1}h_{10}$ | $h_6^{-1}K_{A1}h_{11}$ |
| $A1 \rightarrow A3$ | $B1 \rightarrow A3$ | $C1 \rightarrow A3$ | $A2 \rightarrow A3$ | $B2 \rightarrow A3$ | $C2 \rightarrow A3$ | $A3 \rightarrow A3$ | $B3 \rightarrow A3$ | $C3 \rightarrow A3$ | $A4 \rightarrow A3$ | $B4 \rightarrow A3$ | $C4 \rightarrow A3$ |
| $h_7^{-1}K_{A1}$ | $h_7^{-1}K_{A1}h_1$ | $h_7^{-1}K_{A1}h_2$ | $h_7^{-1}K_{A1}h_3$ | $h_7^{-1}K_{A1}h_4$ | $h_7^{-1}K_{A1}h_5$ | $h_7^{-1}K_{A1}h_6$ | $h_7^{-1}K_{A1}h_7$ | $h_7^{-1}K_{A1}h_8$ | $h_7^{-1}K_{A1}h_9$ | $h_7^{-1}K_{A1}h_{10}$ | $h_7^{-1}K_{A1}h_{11}$ |
| $A1 \rightarrow B3$ | $B1 \rightarrow B3$ | $C1 \rightarrow B3$ | $A2 \rightarrow B3$ | $B2 \rightarrow B3$ | $C2 \rightarrow B3$ | $A3 \rightarrow B3$ | $B3 \rightarrow B3$ | $C3 \rightarrow B3$ | $A4 \rightarrow B3$ | $B4 \rightarrow B3$ | $C4 \rightarrow B3$ |
| $h_8^{-1}K_{A1}$ | $h_8^{-1}K_{A1}h_1$ | $h_8^{-1}K_{A1}h_2$ | $h_8^{-1}K_{A1}h_3$ | $h_8^{-1}K_{A1}h_4$ | $h_8^{-1}K_{A1}h_5$ | $h_8^{-1}K_{A1}h_6$ | $h_8^{-1}K_{A1}h_7$ | $h_8^{-1}K_{A1}h_8$ | $h_8^{-1}K_{A1}h_9$ | $h_8^{-1}K_{A1}h_{10}$ | $h_8^{-1}K_{A1}h_{11}$ |
| $A1 \rightarrow C3$ | $B1 \rightarrow C3$ | $C1 \rightarrow C3$ | $A2 \rightarrow C3$ | $B2 \rightarrow C3$ | $C2 \rightarrow C3$ | $A3 \rightarrow C3$ | $B3 \rightarrow C3$ | $C3 \rightarrow C3$ | $A4 \rightarrow C3$ | $B4 \rightarrow C3$ | $C4 \rightarrow C3$ |
| $h_9^{-1}K_{A1}$ | $h_9^{-1}K_{A1}h_1$ | $h_9^{-1}K_{A1}h_2$ | $h_9^{-1}K_{A1}h_3$ | $h_9^{-1}K_{A1}h_4$ | $h_9^{-1}K_{A1}h_5$ | $h_9^{-1}K_{A1}h_6$ | $h_9^{-1}K_{A1}h_7$ | $h_9^{-1}K_{A1}h_8$ | $h_9^{-1}K_{A1}h_9$ | $h_9^{-1}K_{A1}h_{10}$ | $h_9^{-1}K_{A1}h_{11}$ |
| $A1 \rightarrow A4$ | $B1 \rightarrow A4$ | $C1 \rightarrow A4$ | $A2 \rightarrow A4$ | $B2 \rightarrow A4$ | $C2 \rightarrow A4$ | $A3 \rightarrow A4$ | $B3 \rightarrow A4$ | $C3 \rightarrow A4$ | $A4 \rightarrow A4$ | $B4 \rightarrow A4$ | $C4 \rightarrow A4$ |
| $h_{10}^{-1}K_{A1}$ | $h_{10}^{-1}K_{A1}h_1$ | $h_{10}^{-1}K_{A1}h_2$ | $h_{10}^{-1}K_{A1}h_3$ | $h_{10}^{-1}K_{A1}h_4$ | $h_{10}^{-1}K_{A1}h_5$ | $h_{10}^{-1}K_{A1}h_6$ | $h_{10}^{-1}K_{A1}h_7$ | $h_{10}^{-1}K_{A1}h_8$ | $h_{10}^{-1}K_{A1}h_9$ | $h_{10}^{-1}K_{A1}h_{10}$ | $h_{10}^{-1}K_{A1}h_{11}$ |
| $A1 \rightarrow B4$ | $B1 \rightarrow B4$ | $C1 \rightarrow B4$ | $A2 \rightarrow B4$ | $B2 \rightarrow B4$ | $C2 \rightarrow B4$ | $A3 \rightarrow B4$ | $B3 \rightarrow B4$ | $C3 \rightarrow B4$ | $A4 \rightarrow B4$ | $B4 \rightarrow B4$ | $C4 \rightarrow B4$ |
| $h_{11}^{-1}K_{A1}$ | $h_{11}^{-1}K_{A1}h_1$ | $h_{11}^{-1}K_{A1}h_2$ | $h_{11}^{-1}K_{A1}h_3$ | $h_{11}^{-1}K_{A1}h_4$ | $h_{11}^{-1}K_{A1}h_5$ | $h_{11}^{-1}K_{A1}h_6$ | $h_{11}^{-1}K_{A1}h_7$ | $h_{11}^{-1}K_{A1}h_8$ | $h_{11}^{-1}K_{A1}h_9$ | $h_{11}^{-1}K_{A1}h_{10}$ | $h_{11}^{-1}K_{A1}h_{11}$ |
| $A1 \rightarrow C4$ | $B1 \rightarrow C4$ | $C1 \rightarrow C4$ | $A2 \rightarrow C4$ | $B2 \rightarrow C4$ | $C2 \rightarrow C4$ | $A3 \rightarrow C4$ | $B3 \rightarrow C4$ | $C3 \rightarrow C4$ | $A4 \rightarrow C4$ | $B4 \rightarrow C4$ | $C4 \rightarrow C4$ |

643 **Table 5.** The 40 operations appearing in the space groupoid of jimthompsonite. Fr. is the occurrence
 644 frequency of the corresponding operation, *i.e.* the number of hybrid groups in which the operation
 645 occurs. Operations No. 1,6,11,16,21,26,31 and 36 in this list occur six times, *i.e.* in each of the
 646 hybrid groups, and are therefore global operations. These are the coset representatives of the
 647 operations of *Pbca*, the space-group type of jimthompsonite, as well as the defining operations of
 648 the corresponding symmetry elements.

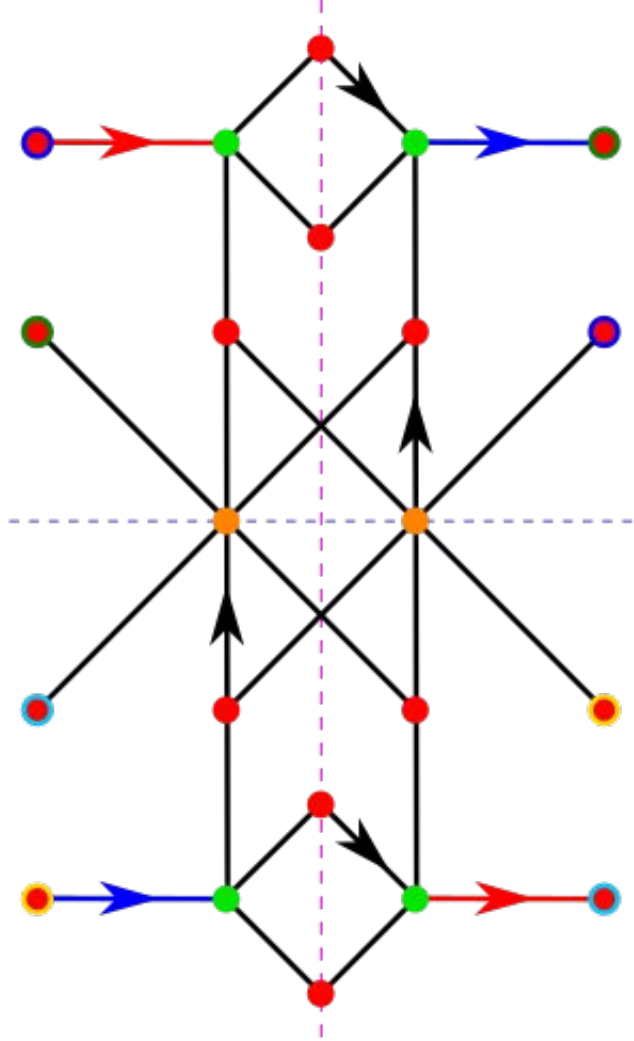
| No | Op. | Fr | No | Op. | Fr | No | Op. | Fr | No | Op. | Fr |
|----|----------------------------------|----|----|---|----|----|--------------------------------------|----|----|---|----|
| 1 | 1 | 12 | 11 | $2_1 x, \frac{3}{4}, \frac{1}{2}$ | 12 | 21 | $2_3 0, y, \frac{1}{4}$ | 12 | 31 | $2_1 \frac{1}{4}, \frac{1}{2}, z$ | 12 |
| 2 | $t(0, 0.16787, 0.5)$ | 8 | 12 | $2\bar{1} x, 0.666065, \frac{1}{4}$ | 8 | 22 | $2(0, 1.33213, 0) 0, y, 0$ | 8 | 32 | $2\sqrt{4}, -0.083935, z$ | 8 |
| 3 | $t(0, -0.16787, 0.5)$ | 8 | 13 | $2\bar{1} x, 0.833935, \frac{1}{4}$ | 8 | 23 | $2(0, 1.66787, 0) 0, y, 0$ | 8 | 33 | $2\sqrt{4}, 0.083935, z$ | 8 |
| 4 | $t(0, -0.33574, 0.5)$ | 4 | 14 | $2\bar{1} x, 0.58213, 0$ | 4 | 24 | $2(0, 1.16426, 0) 0, y, \frac{1}{4}$ | 4 | 34 | $2_1 \sqrt{4}, -0.16787, z$ | 4 |
| 5 | $t(0, 0.335746, 0.5)$ | 4 | 15 | $2\bar{1} x, 0.91787, 0$ | 4 | 25 | $2(0, 1.83574, 0) 0, y, \frac{1}{4}$ | 4 | 35 | $2_1 \sqrt{4}, 0.16787, z$ | 4 |
| 6 | $\bar{1} 0, 0, 0$ | 12 | 16 | $b \frac{1}{4}, y, z$ | 12 | 26 | $c x, \frac{3}{4}, z$ | 12 | 36 | $a x, y, \frac{1}{4}$ | 12 |
| 7 | $\bar{1} 0, 0.083935, \sqrt{4}$ | 8 | 17 | $g(0, -0.33213, \frac{1}{2}) \frac{1}{4}, y, z$ | 8 | 27 | $m x, 0.666065, z$ | 8 | 37 | $g(\sqrt{2}, 0.16787, 0) x, y, 0$ | 8 |
| 8 | $\bar{1} 0, -0.083935, \sqrt{4}$ | 8 | 18 | $g(0, -0.66787, \frac{1}{2}) \frac{1}{4}, y, z$ | 8 | 28 | $m x, 0.8343935, z$ | 8 | 38 | $g(\sqrt{2}, -0.16787) x, y, 0$ | 8 |
| 9 | $\bar{1} 0, -0.16787, 0$ | 4 | 19 | $g(0, 0.16426, 0) \frac{1}{4}, y, z$ | 4 | 29 | $c x, 0.58213, z$ | 4 | 39 | $g(\frac{1}{2}, -0.33574, 0) x, y, \frac{1}{4}$ | 4 |
| 10 | $\bar{1} 0, 0.16787, 0$ | 4 | 20 | $g(0, 0.83574, 0) \frac{1}{4}, y, z$ | 4 | 30 | $c x, 0.91787, z$ | 4 | 40 | $g(\frac{1}{2}, 0.33574, 0) x, y, \frac{1}{4}$ | 4 |

649 **Table 6.** Space groupoid of jimthompsonite, with the operations synthetically indicated by the
 650 sequence number in Table 5. In bold the operations occurring in every hybrid group: these are
 651 global operations which build the space group of the mineral.

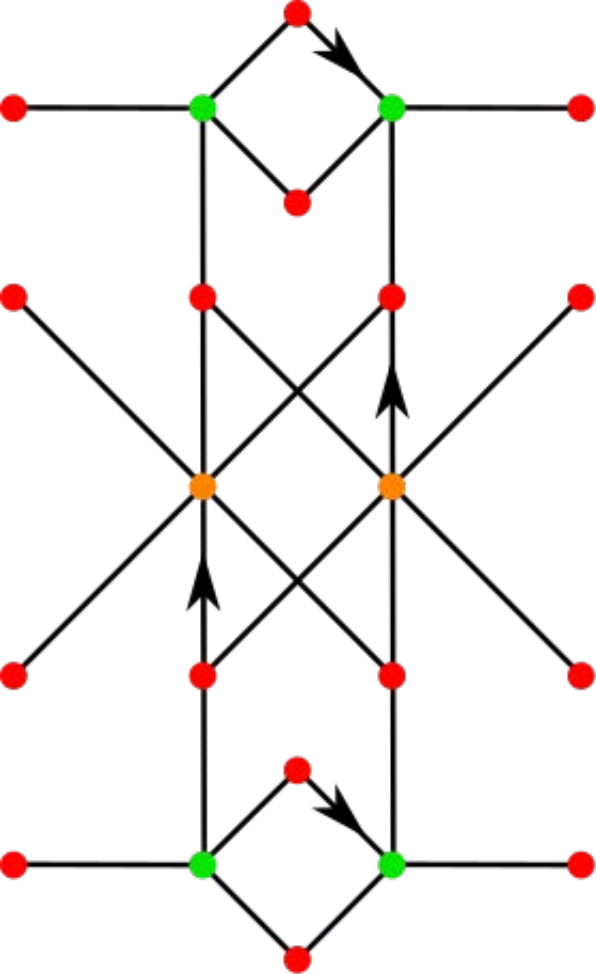
| | | | | | | | | | | | | |
|----------|--------------|--------------|--------------|--------------|--------------|--------------|--------------|--------------|--------------|--------------|--------------|--------------|
| M_{A1} | 1,26 | 2,27 | 3,28 | 16,31 | 17,32 | 18,33 | 11,36 | 12,37 | 13,38 | 6,21 | 7,22 | 8,23 |
| M_{B1} | 3,27 | 1,29 | 4,26 | 18,32 | 16,34 | 19,31 | 12,38 | 14,36 | 11,39 | 8,22 | 6,24 | 9,21 |
| M_{C1} | 2,28 | 5,26 | 1,30 | 17,33 | 20,31 | 16,35 | 13,37 | 11,40 | 15,36 | 7,23 | 10,21 | 6,25 |
| M_{A2} | 16,31 | 17,32 | 18,33 | 1,26 | 2,27 | 3,28 | 6,21 | 8,23 | 7,22 | 11,36 | 13,38 | 12,37 |
| M_{B2} | 18,32 | 16,34 | 19,31 | 3,27 | 1,29 | 4,26 | 8,22 | 9,21 | 6,24 | 12,38 | 11,39 | 14,36 |
| M_{C2} | 17,33 | 20,31 | 16,35 | 2,28 | 5,26 | 1,30 | 7,23 | 6,25 | 10,21 | 13,37 | 15,36 | 11,40 |
| M_{A3} | 11,36 | 12,37 | 13,38 | 6,21 | 8,23 | 7,22 | 1,26 | 2,27 | 3,28 | 1,31 | 18,33 | 17,32 |
| M_{B3} | 12,38 | 14,36 | 11,39 | 8,22 | 9,21 | 6,24 | 2,27 | 1,29 | 4,26 | 18,32 | 19,31 | 16,34 |
| M_{C3} | 13,37 | 11,40 | 15,36 | 7,23 | 6,25 | 10,21 | 2,28 | 5,26 | 1,30 | 17,33 | 16,35 | 20,31 |
| M_{A4} | 6,21 | 7,22 | 8,23 | 11,36 | 13,38 | 12,37 | 16,31 | 18,33 | 17,32 | 1,26 | 2,27 | 3,28 |
| M_{B4} | 8,22 | 6,24 | 9,21 | 12,38 | 11,39 | 14,36 | 18,32 | 19,31 | 16,34 | 3,27 | 1,29 | 4,26 |
| M_{C4} | 7,23 | 10,21 | 6,25 | 13,37 | 15,36 | 11,40 | 17,33 | 16,35 | 20,31 | 2,28 | 5,26 | 1,30 |



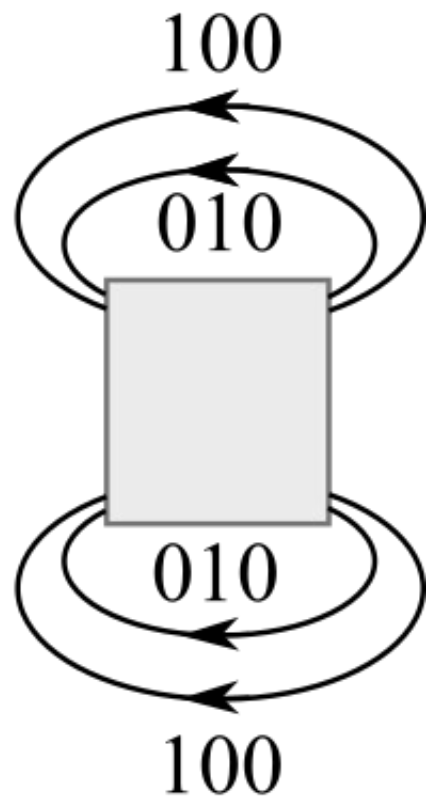
a



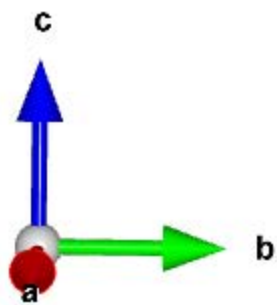
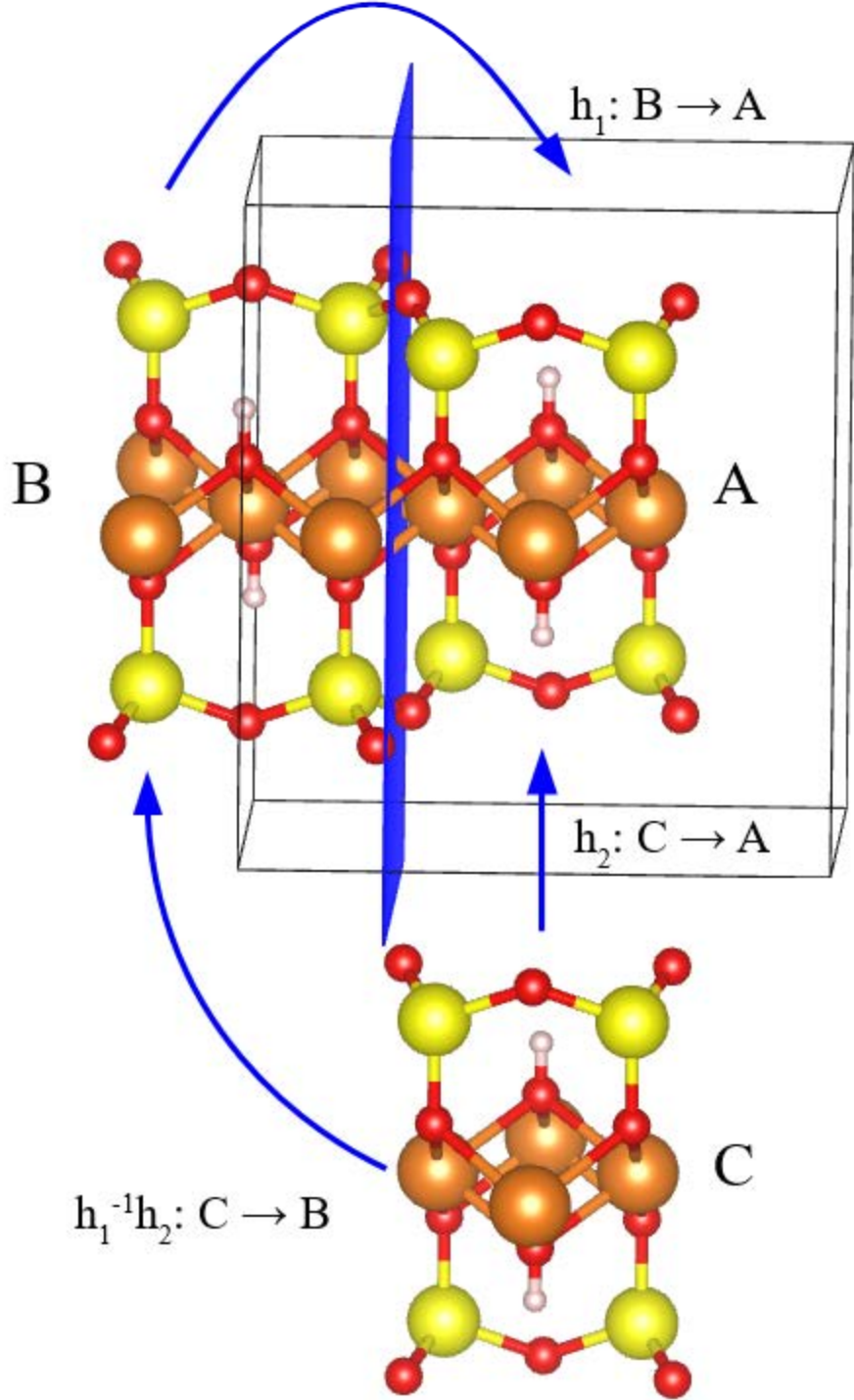
b

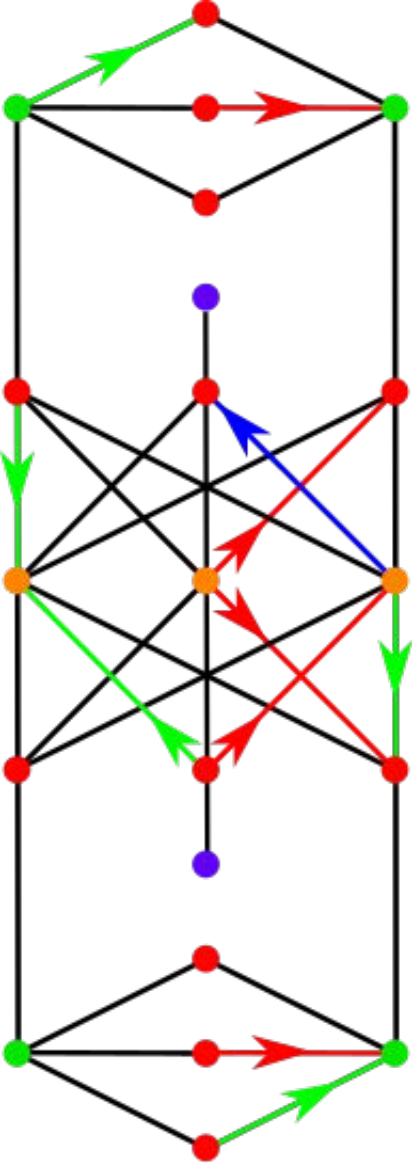


a

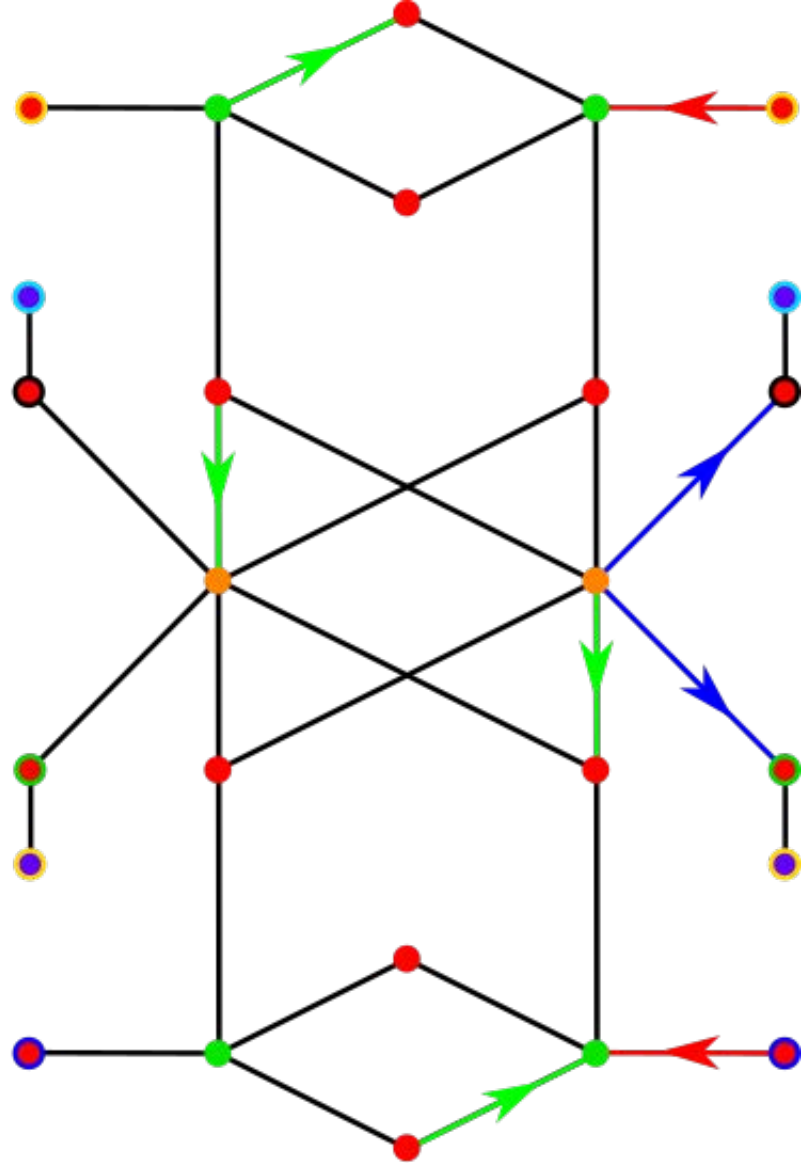


b

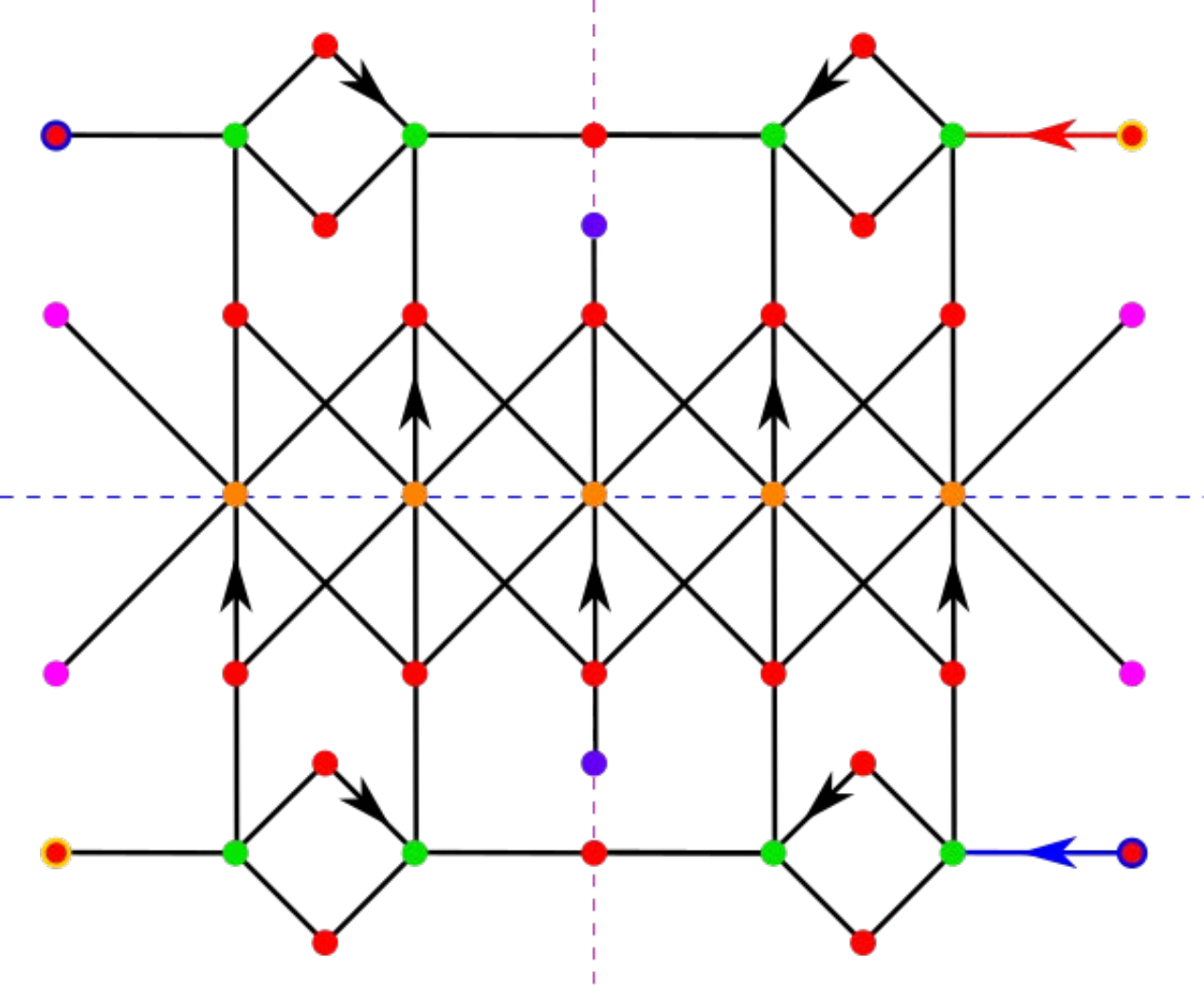


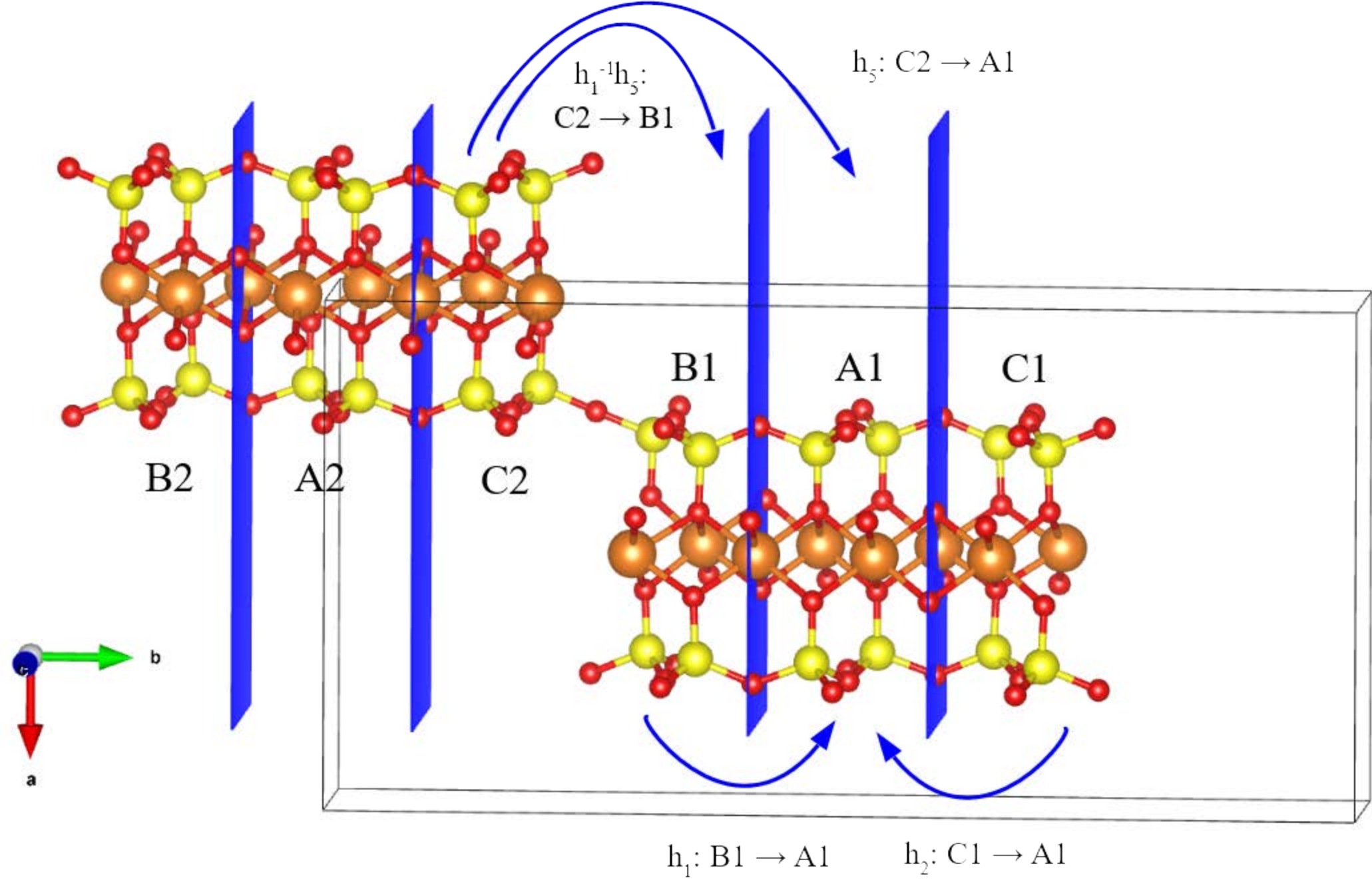


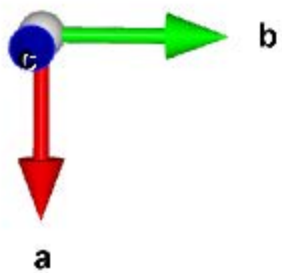
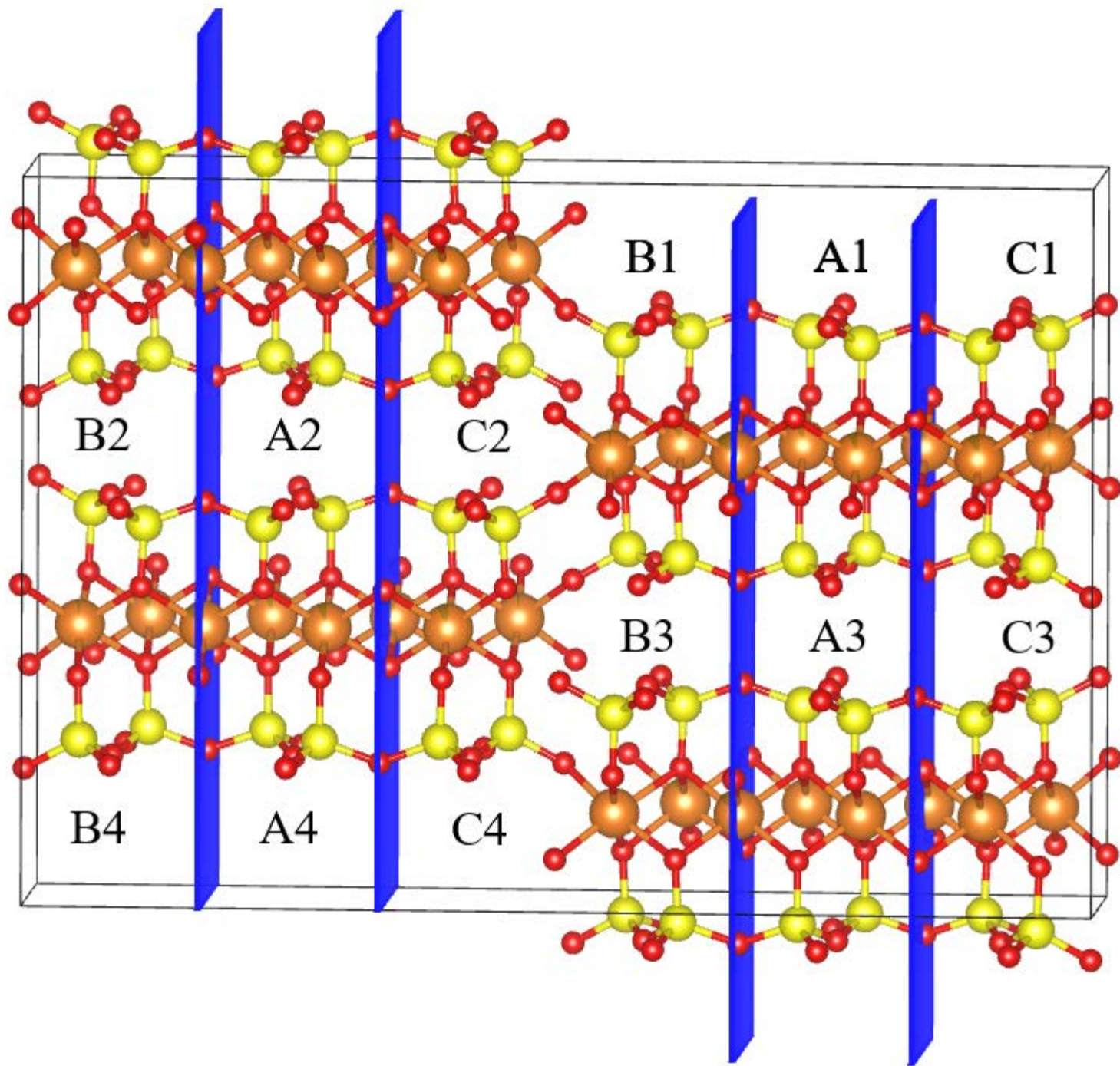
a

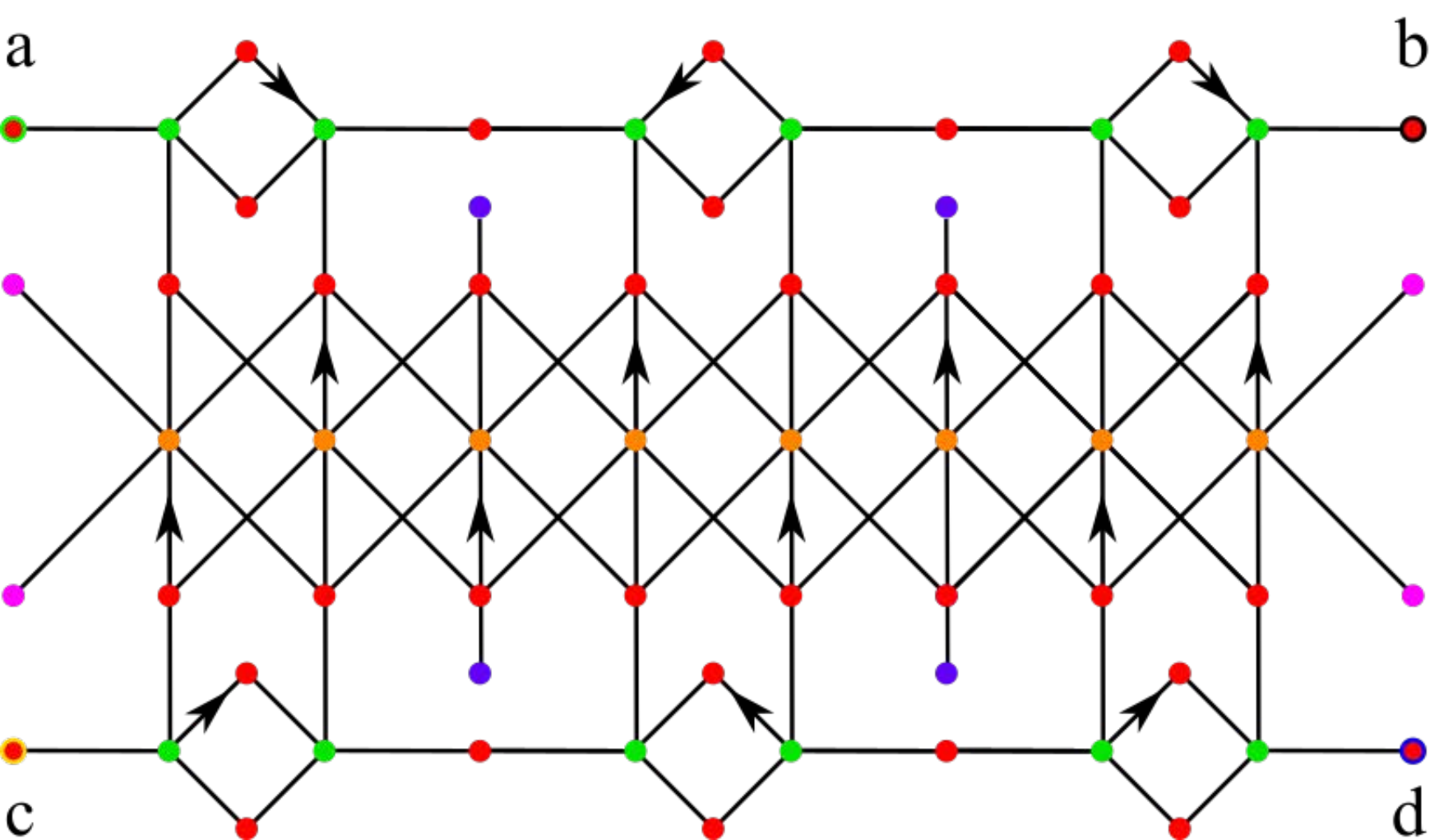
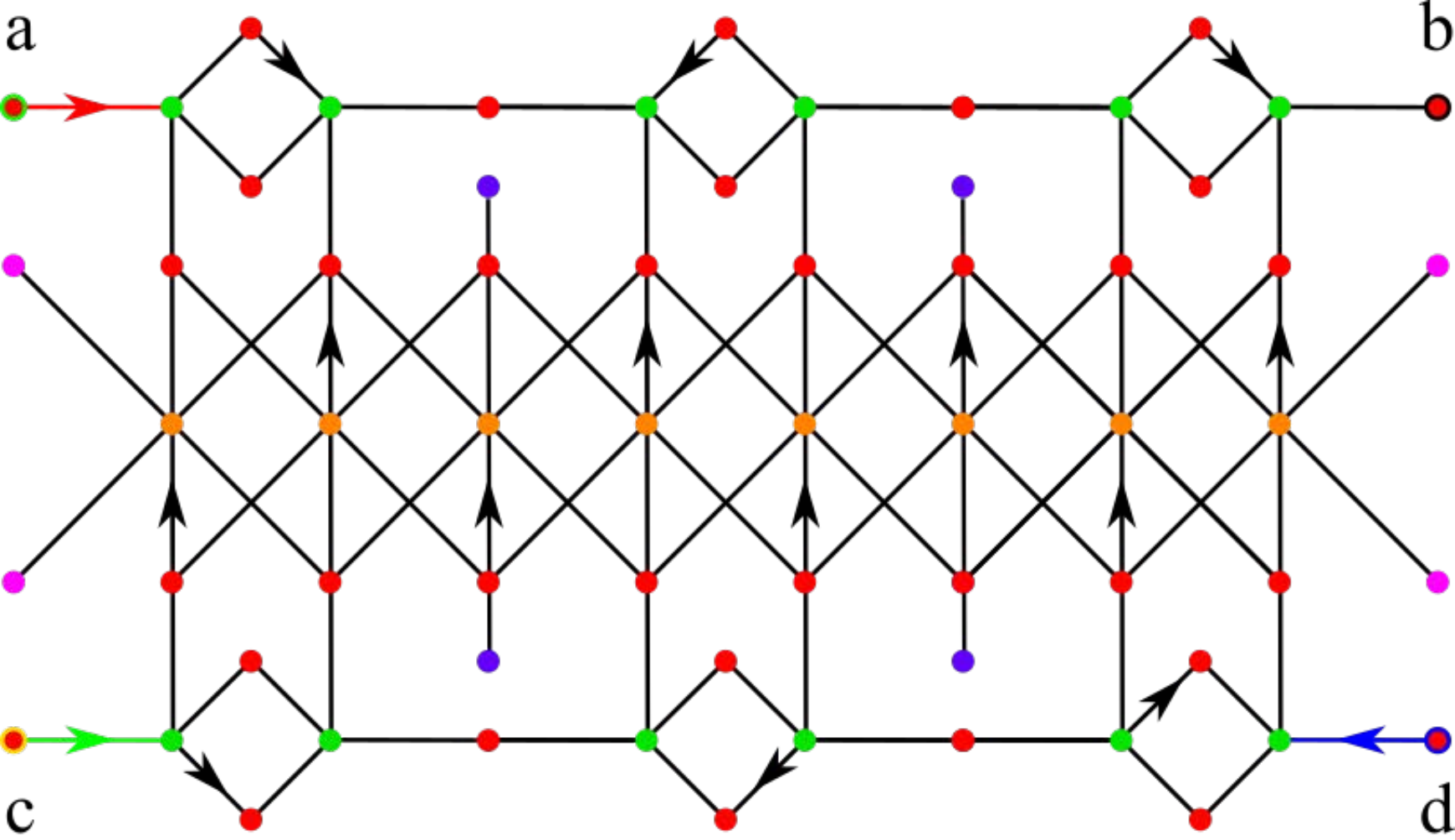


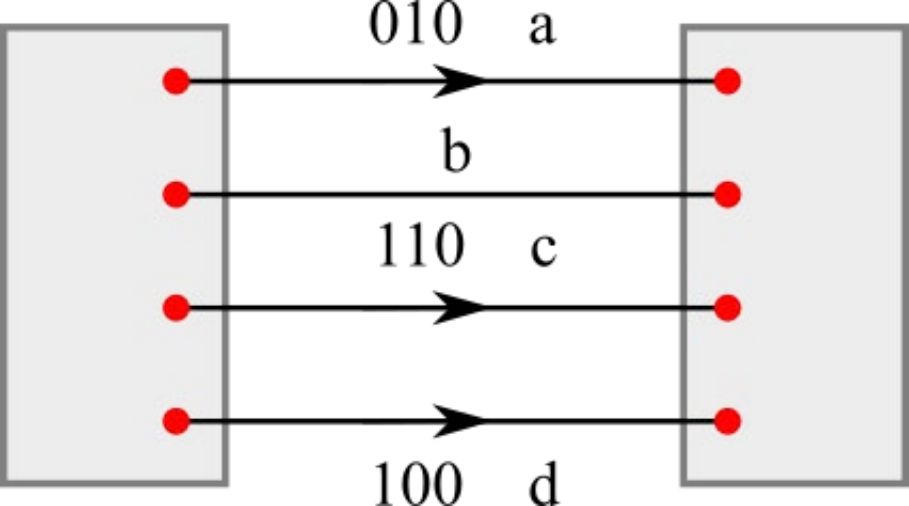
b

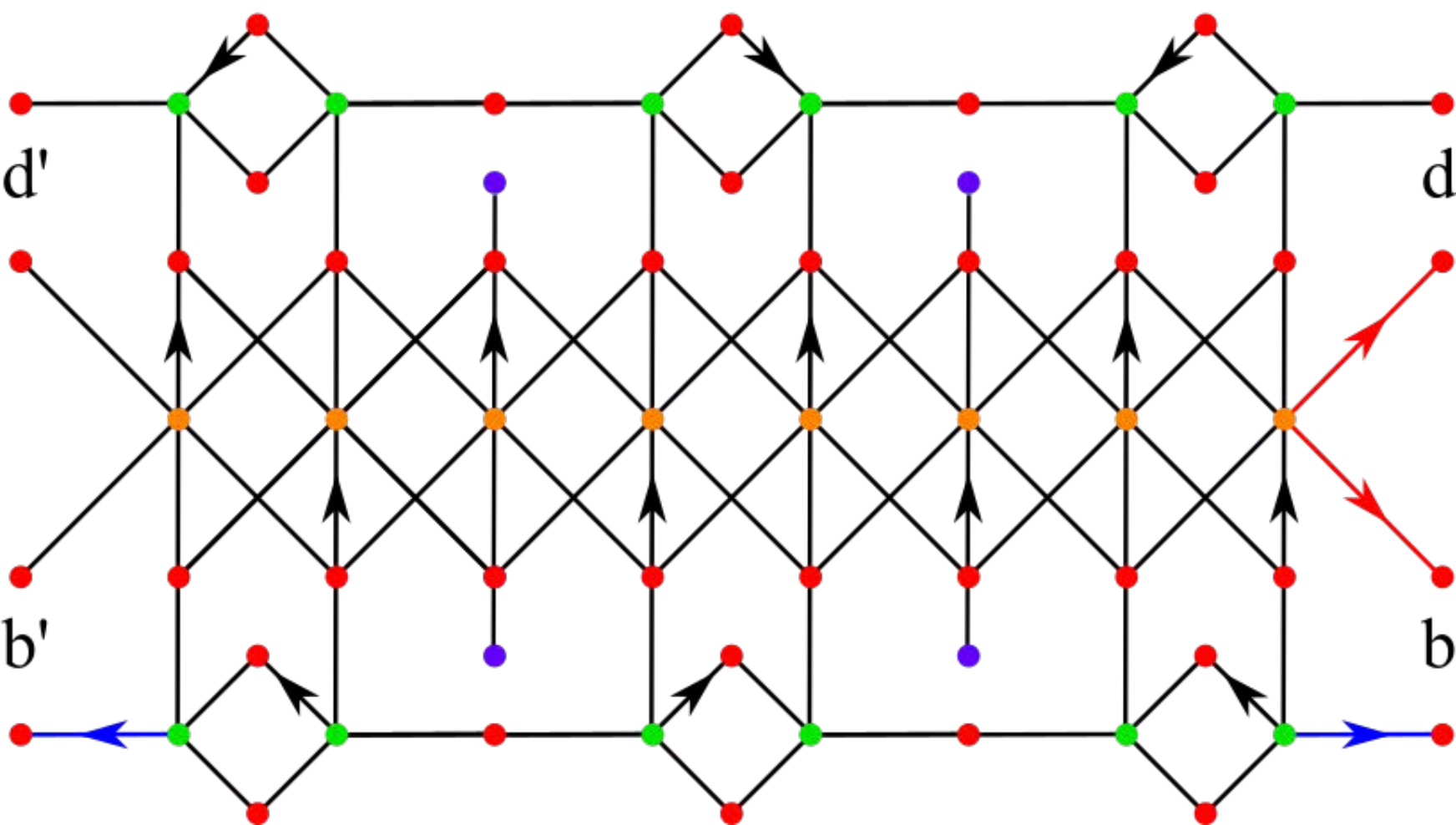
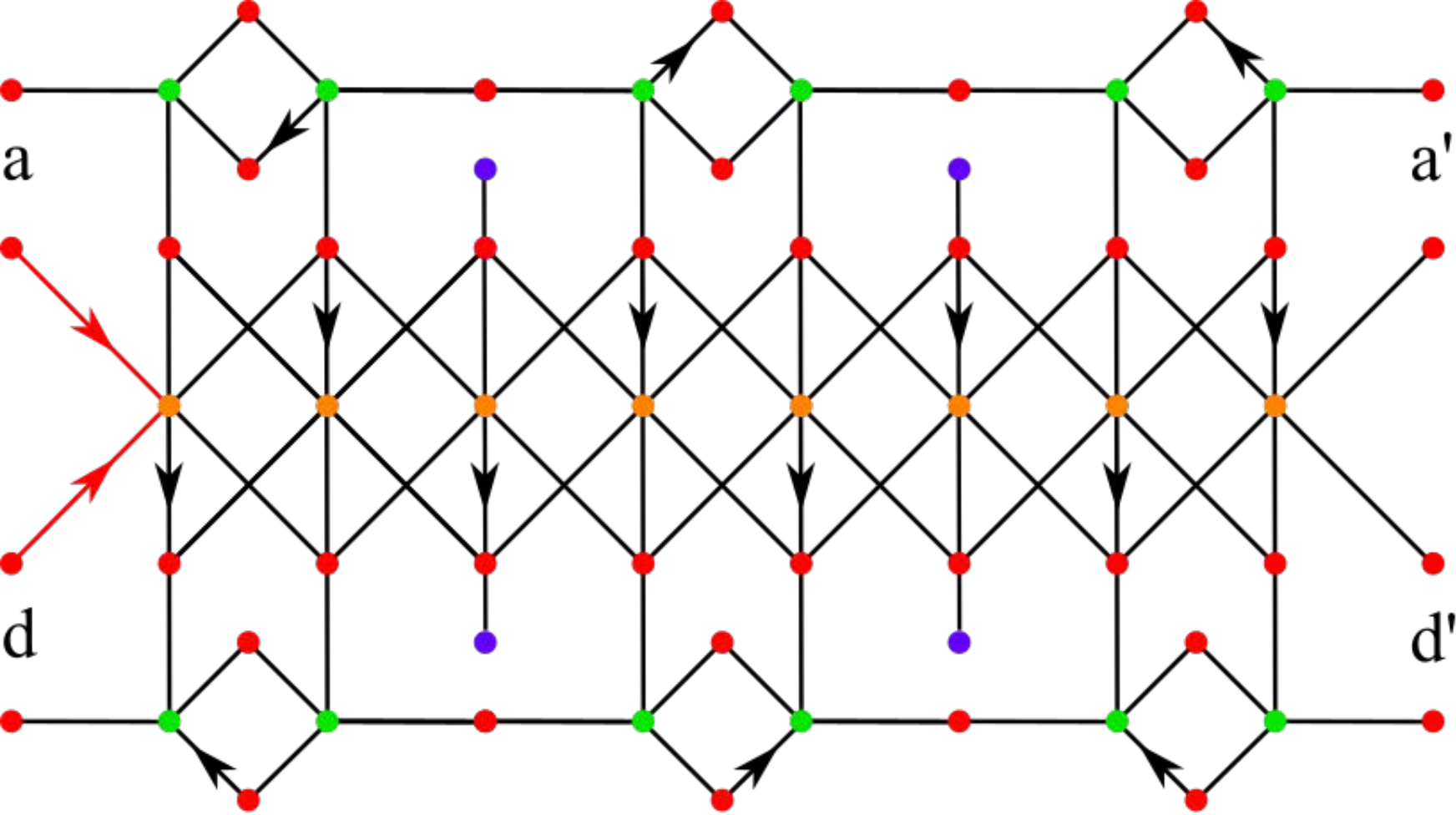


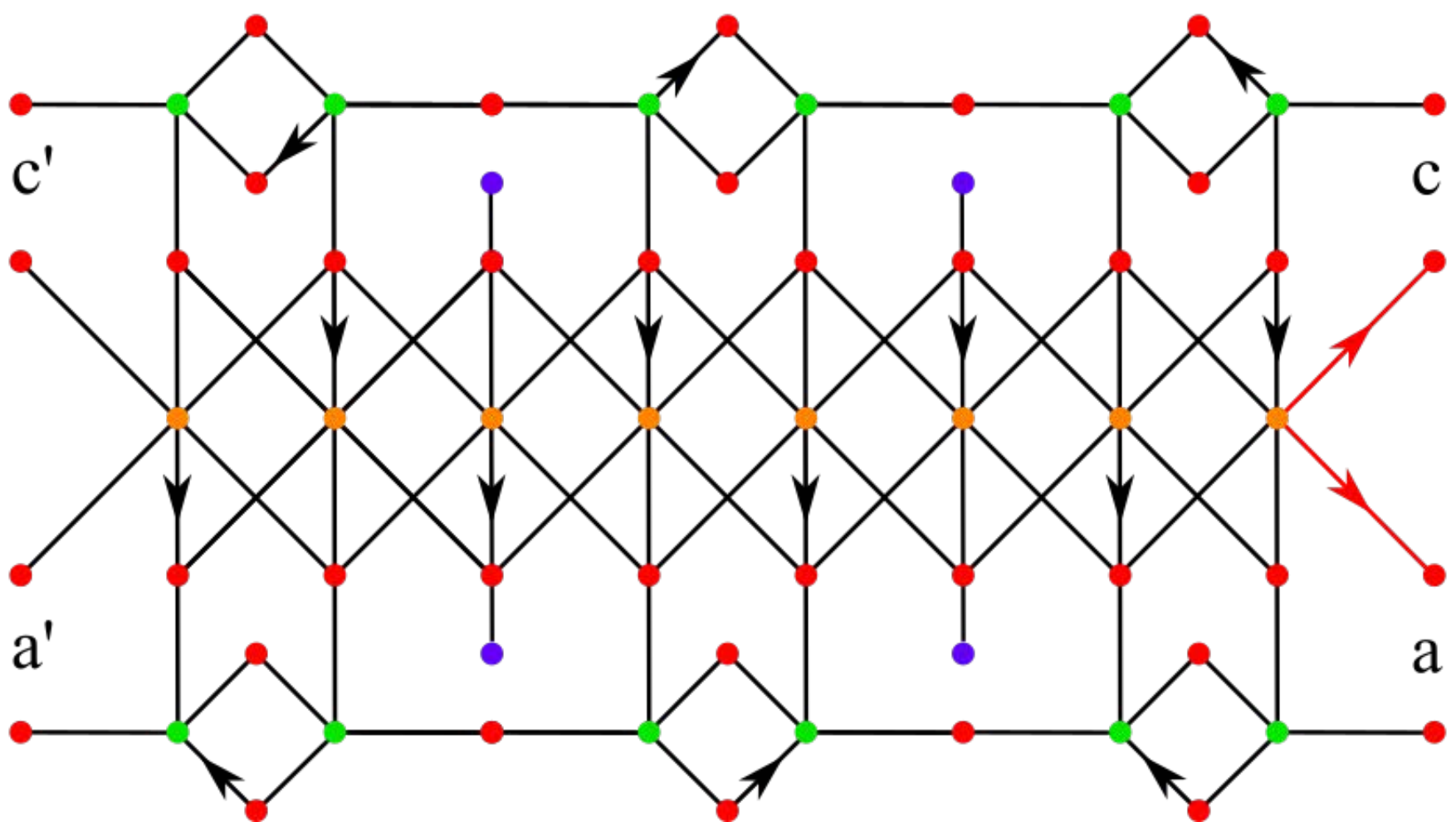
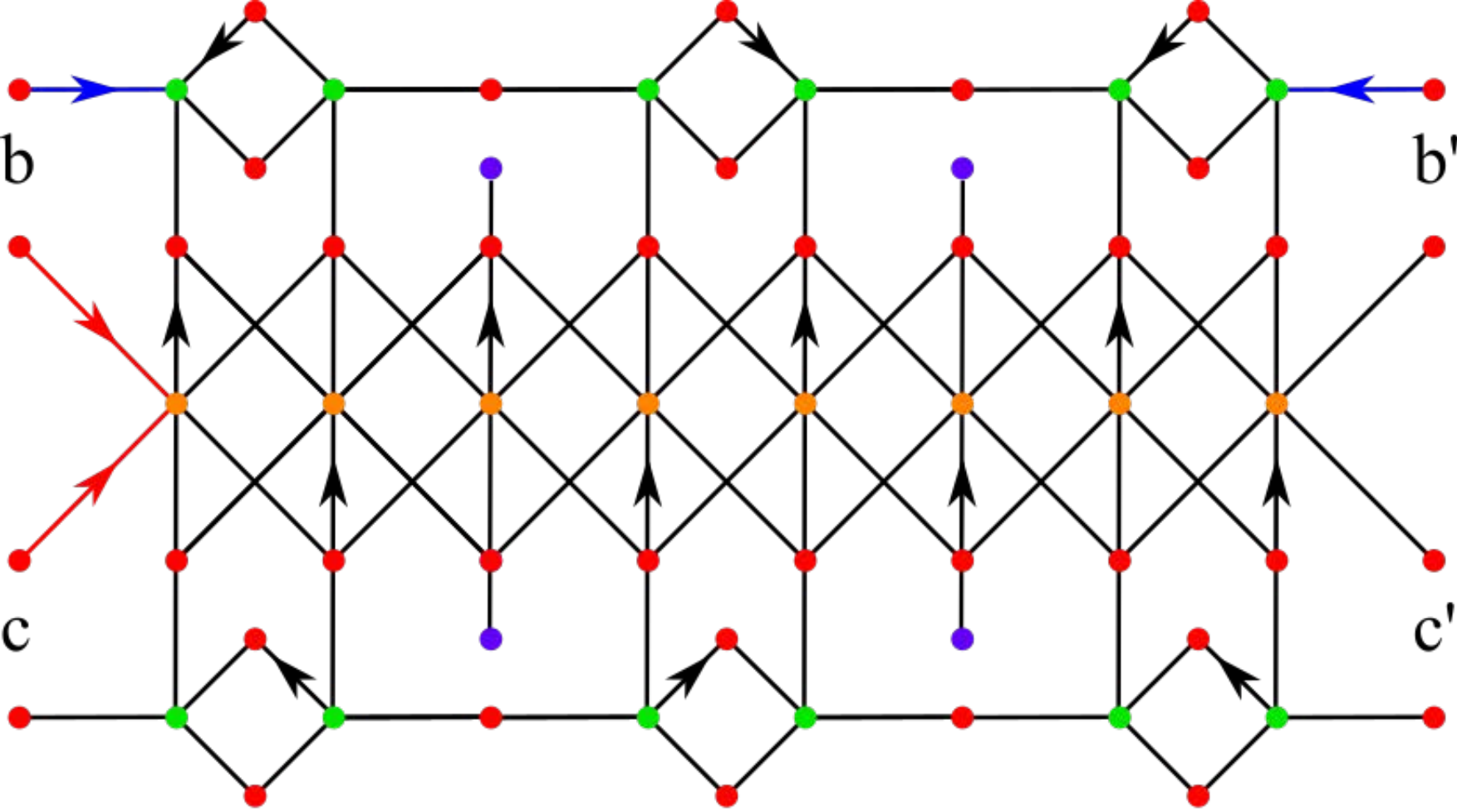


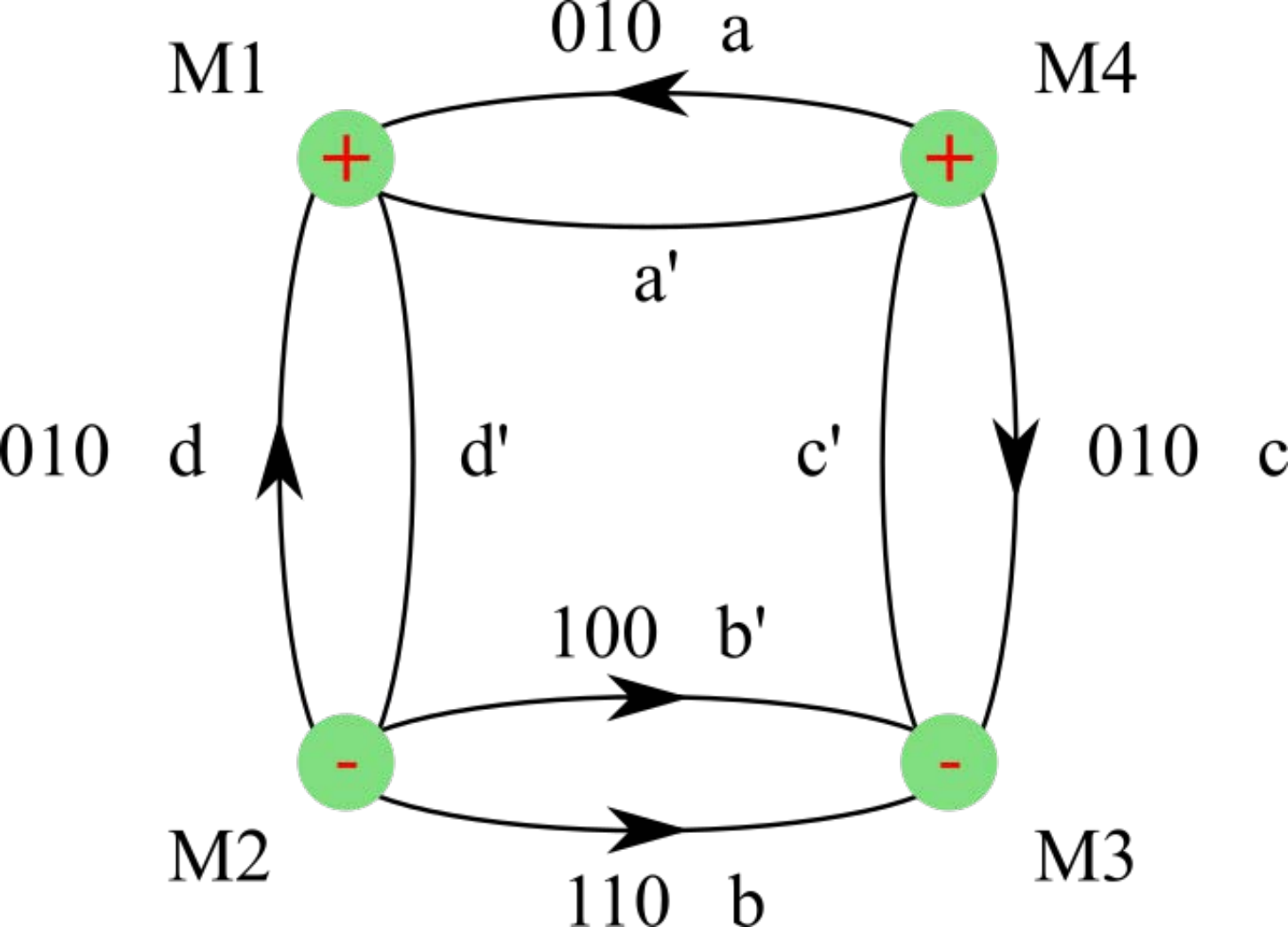


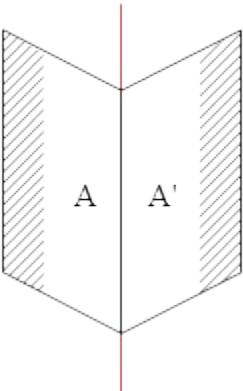
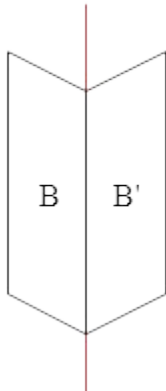










m  m  m 