



**HAL**  
open science

## Hydrogen adsorption in cryogenic conditions: relationship between the porous texture and the parameters of the Modified Dubinin-Astakhov equation

Vanessa Fierro, Pamela Ramirez-Vidal, Giuseppe Sdanghi, Sébastien Schaefer,  
Gaël Maranzana, Alain Celzard

### ► To cite this version:

Vanessa Fierro, Pamela Ramirez-Vidal, Giuseppe Sdanghi, Sébastien Schaefer, Gaël Maranzana, et al.. Hydrogen adsorption in cryogenic conditions: relationship between the porous texture and the parameters of the Modified Dubinin-Astakhov equation. Carbon 2019, Jul 2019, Lexington, United States. hal-02186765

**HAL Id: hal-02186765**

**<https://hal.univ-lorraine.fr/hal-02186765v1>**

Submitted on 17 Jul 2019

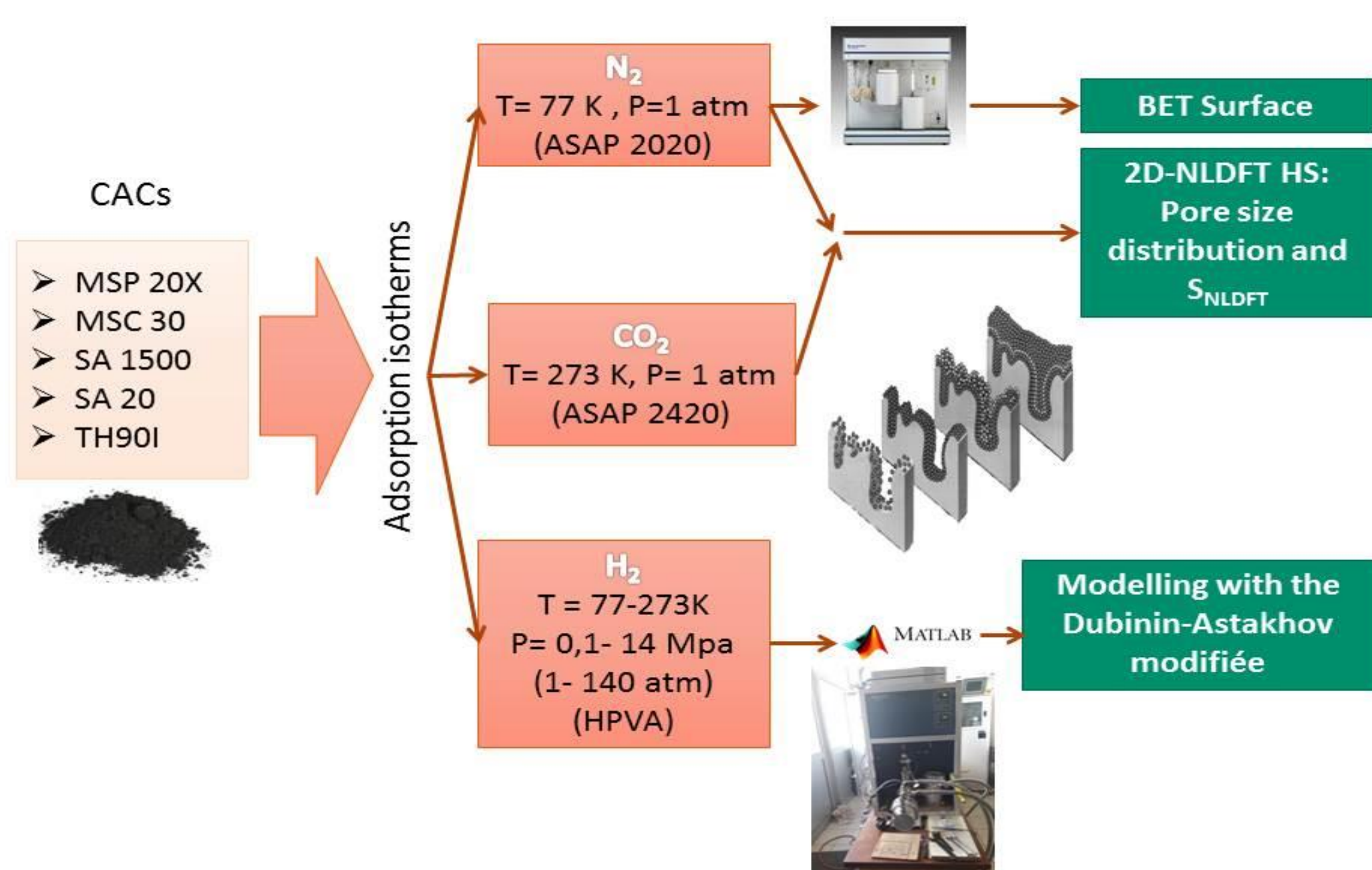
**HAL** is a multi-disciplinary open access archive for the deposit and dissemination of scientific research documents, whether they are published or not. The documents may come from teaching and research institutions in France or abroad, or from public or private research centers.

L'archive ouverte pluridisciplinaire **HAL**, est destinée au dépôt et à la diffusion de documents scientifiques de niveau recherche, publiés ou non, émanant des établissements d'enseignement et de recherche français ou étrangers, des laboratoires publics ou privés.

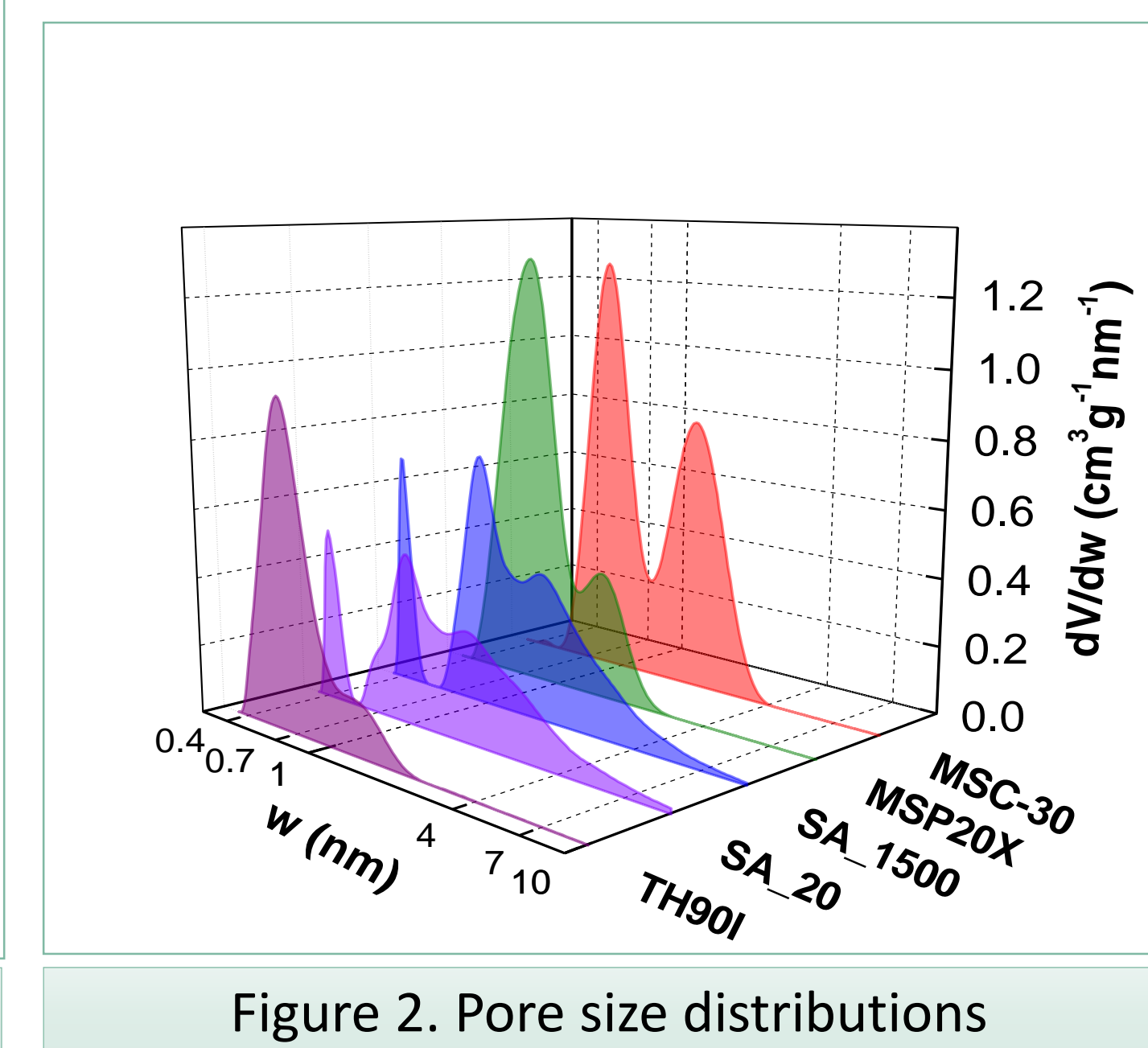
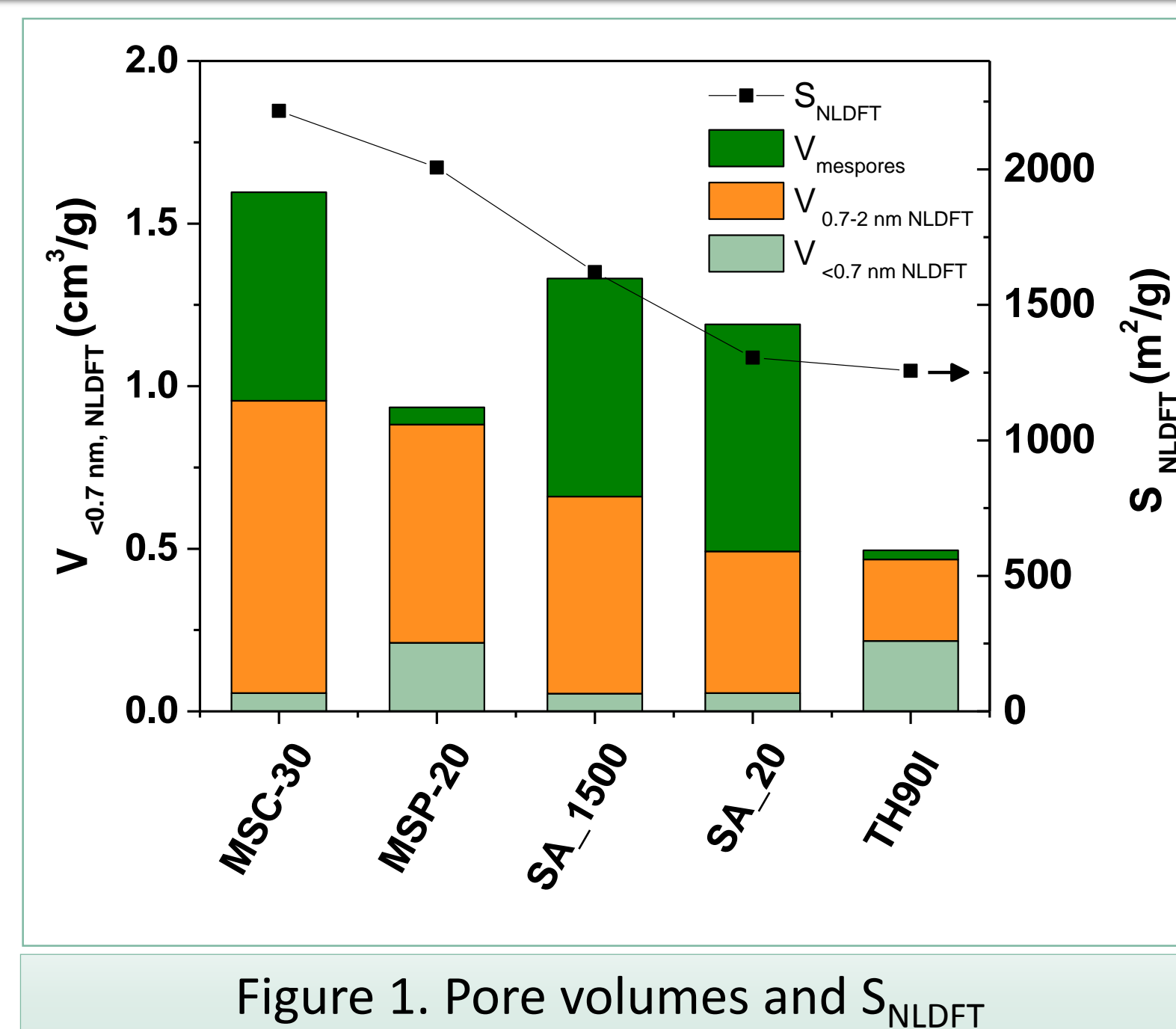
## INTRODUCTION

Among the wide variety of existing carbons materials, activated carbons (ACs) exhibit, on average, the highest hydrogen adsorption capacities (up to 7 wt. % at 4 MPa and 77 K) [1,2]. Hydrogen adsorption on ACs is really advantageous at moderate pressures, lower than 40MPa. Thus, the use of ACs can reduce by 23% the volume needed for hydrogen storage when compared to pure compression at 20 MPa and room temperature [3]. Hydrogen adsorption at supercritical conditions on ACs has been adequately fitted with the modified Dubinin-Astakhov (MDA) equation. However, the physical meaning of the MDA parameters is not completely understood [4] whereas it is of primary importance for designing hydrogen storage systems [5,6,7].

## METHODOLOGY



## TEXTURAL PROPERTIES



A high percentage of mesopores was observed for MSC-30, SA1500 and SA20 carbons while MSP20X and TH901 were essentially microporous.

## MODIFIED DUBININ-ASTAKHOV Equation

In order to analyze the relationship between the textural properties and the hydrogen adsorption capacity of these materials, we first fitted the excess hydrogen adsorption with the MDA equation.

### DUBININ-ASTAKHOV Model

$$n_{exc} = n_{abs} - \rho_g V_a$$

$$n_{exc} = n_{max} \exp\left(\left(\frac{RT}{\alpha + T\beta}\right)^2 \ln^2\left(\frac{P_0}{P}\right)\right) - \rho_g V_a$$

$$\Delta H_a^0 = -\alpha \sqrt{-\ln\left(\frac{n_a}{n_{max}}\right)}$$

$$\Theta = n_{abs} / n_{max}$$

$$\Delta S_a = \frac{n_{max} \beta \sqrt{\pi}}{2} \left[ 1 - \text{Erf}\left(\sqrt{-\ln\left(\frac{n_a}{n_{max}}\right)}\right) \right] + n_a \left[ \beta \sqrt{-\ln\left(\frac{n_a}{n_{max}}\right)} \right] + n_a R \ln(P^0/P_0)$$

$n_{abs}$  [mol kg<sup>-1</sup>]: absolute adsorbed amount of H<sub>2</sub>  
 $\rho_g$  [kg m<sup>-3</sup>]: adsorbed phase density  
 $V_a$  [m<sup>3</sup> kg<sup>-1</sup>]: adsorbed phase volume  
 $n_{max}$  [mol kg<sup>-1</sup>]: maximal hydrogen amount  
 $P^0$  [MPa]: saturation pressure  
 $\alpha$  [J mol<sup>-1</sup>]: enthalpie factor  
 $\beta$  [mol J<sup>-1</sup> K<sup>-1</sup>]: entropie factor  
 $\Delta H_a^0$  [kJ mol<sup>-1</sup>]: adsorption enthalpy  
 $\Delta S_a$  [kJ mol<sup>-1</sup>]: adsorption entropy  
 $P_0$  [MPa]: pseudo saturation pressure  
 $P^0$  [MPa]: saturation pressure  
 $R$ : 8,314 [J mol<sup>-1</sup> K<sup>-1</sup>]  
 $\Theta$ : hydrogen fractional filling

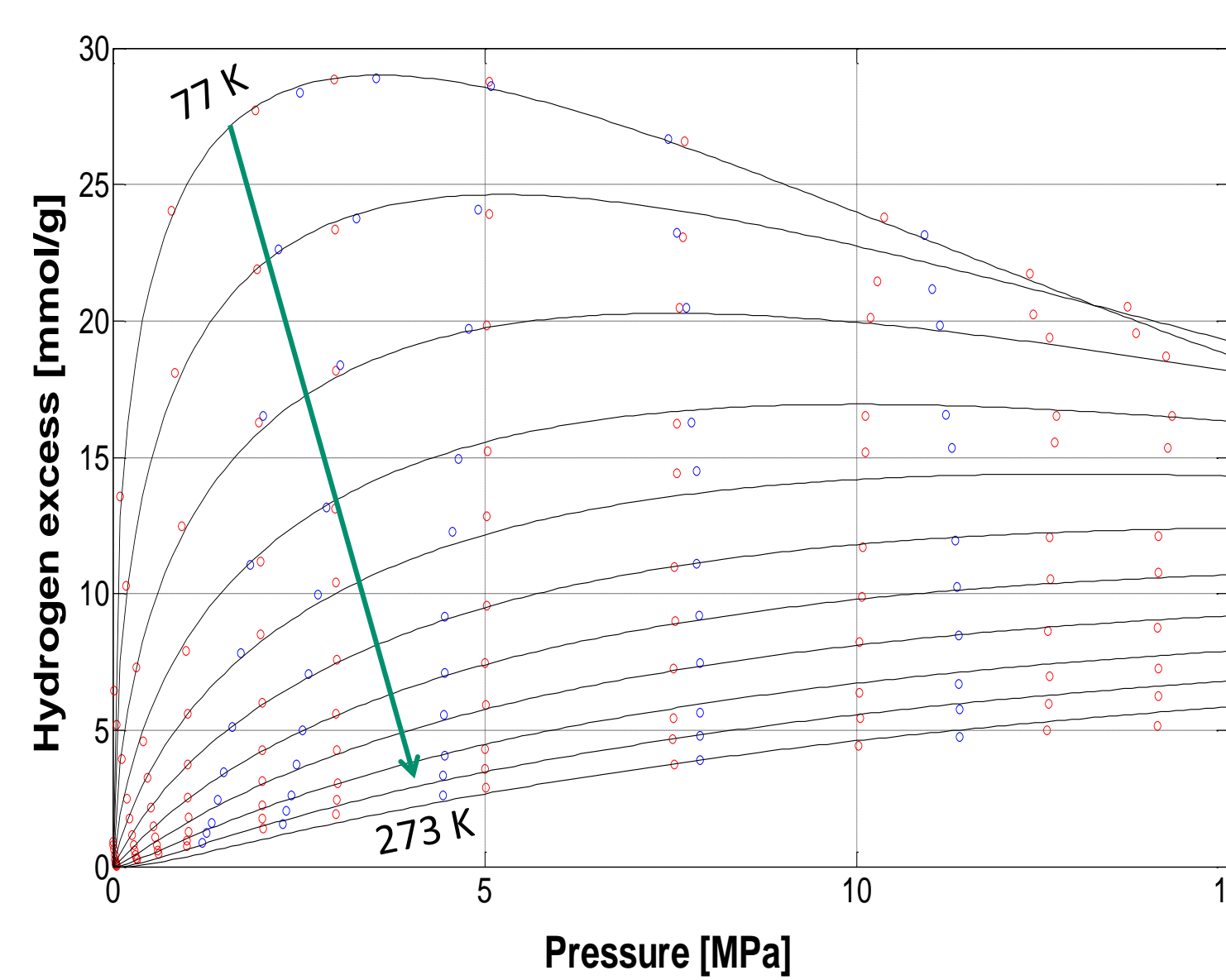
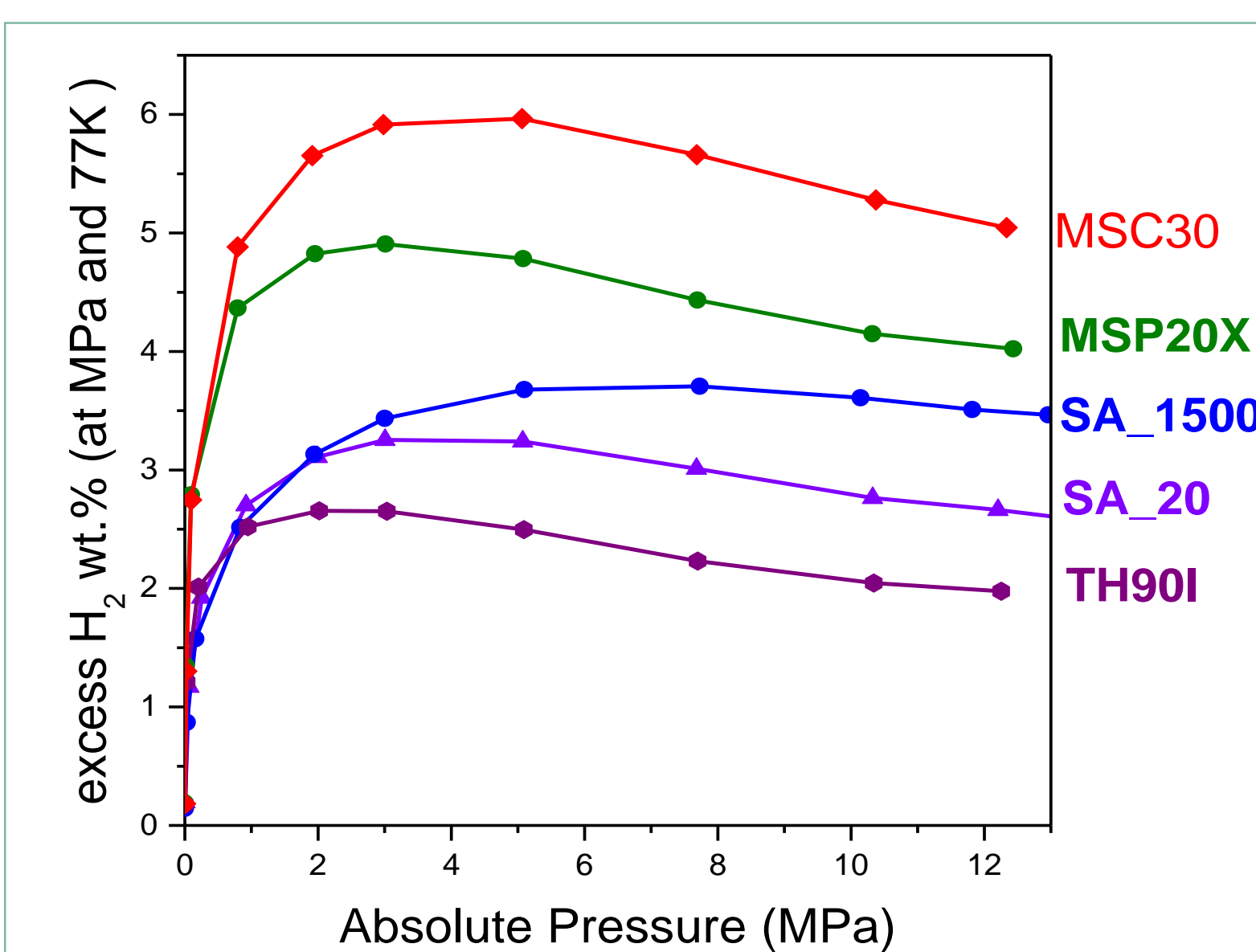


Figure 3. Excess H<sub>2</sub> isotherms at 77 K and 0.1-14 MPa

Figure 4. MDA fitting of excess H<sub>2</sub> Isotherms on MSC30

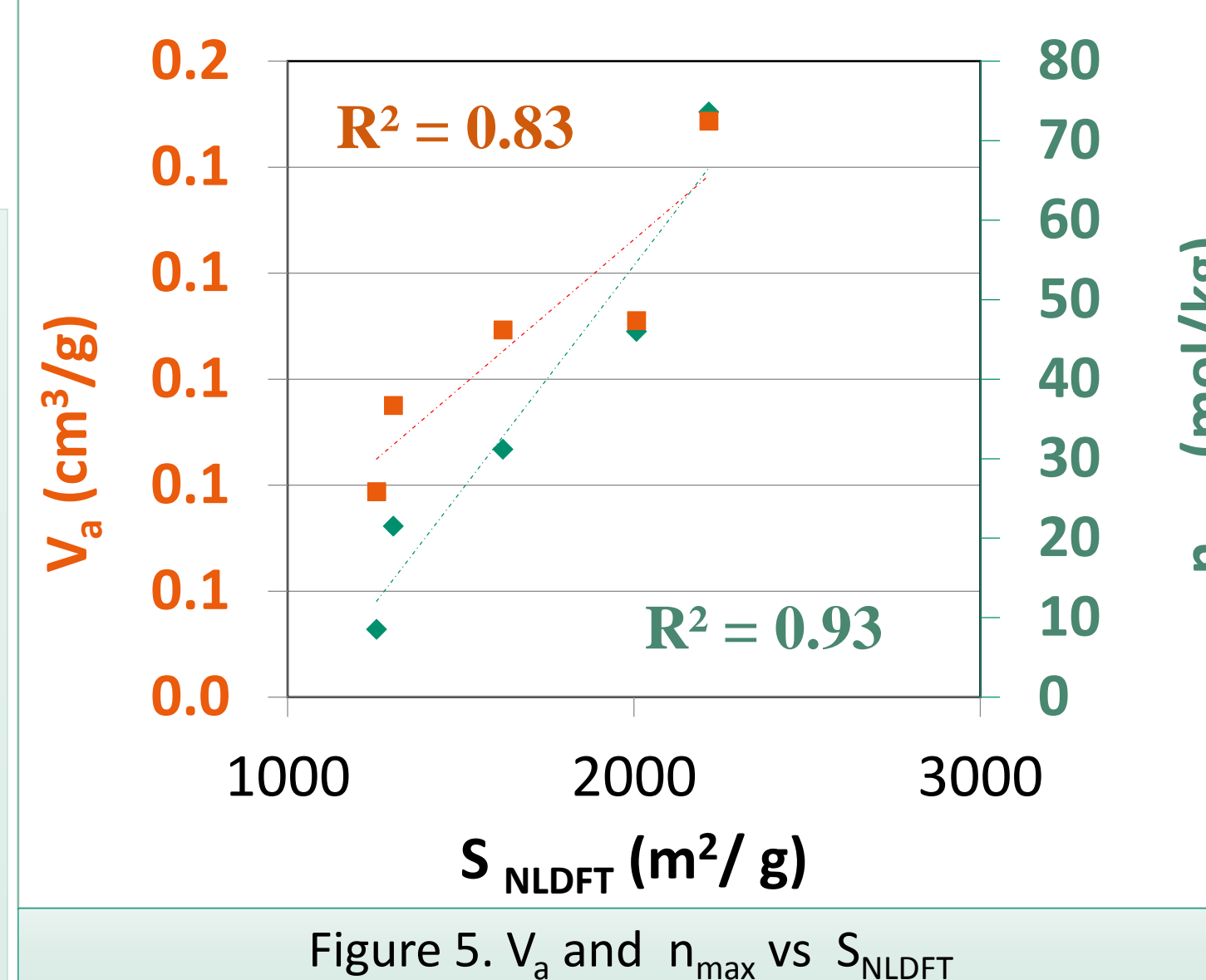


Figure 5. V<sub>a</sub> and n<sub>max</sub> vs S<sub>NLDFT</sub>

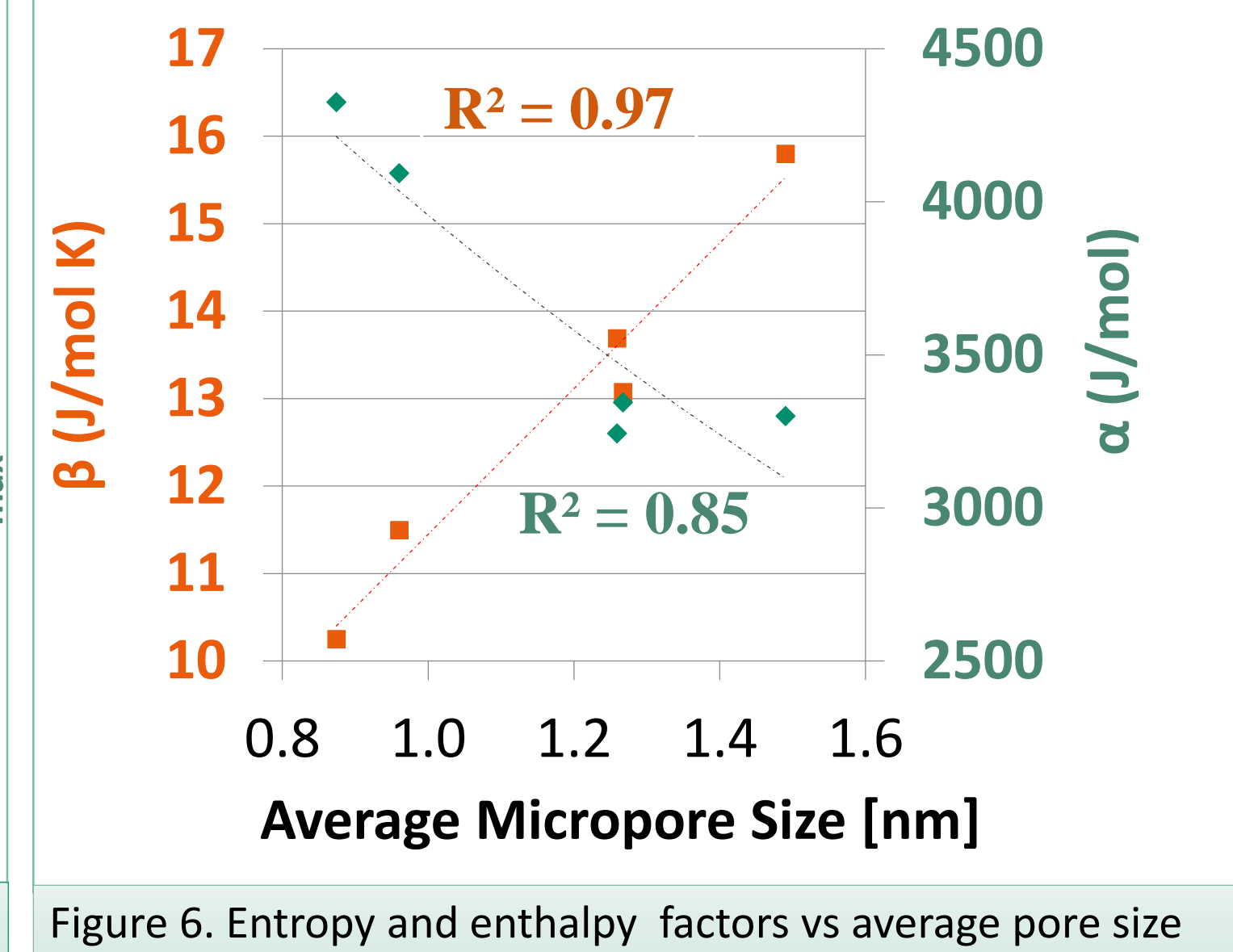


Figure 6. Entropy and enthalpy factors vs average pore size

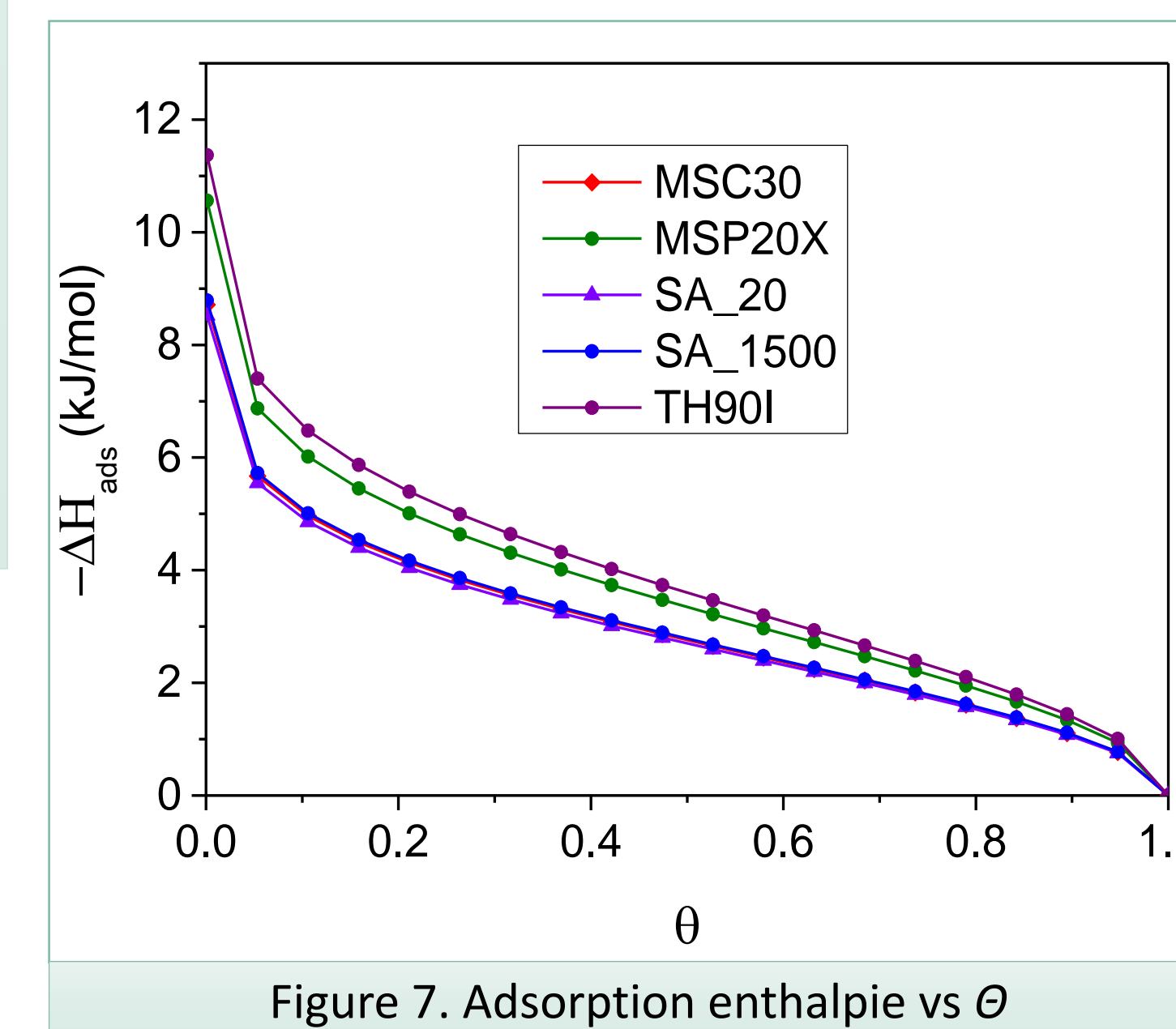


Figure 7. Adsorption enthalpie vs Θ

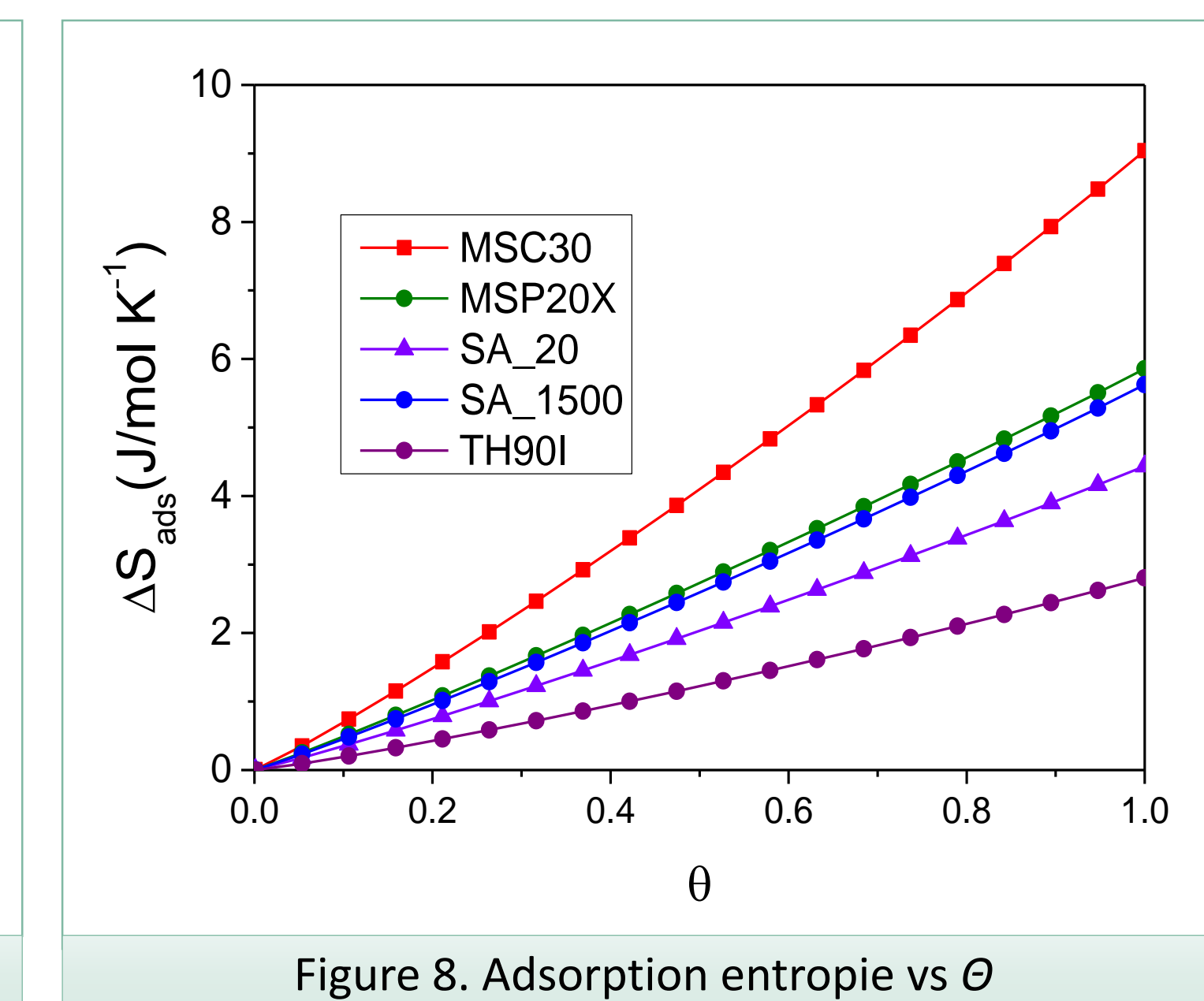


Figure 8. Adsorption entropie vs Θ

Figure 5 shows that V<sub>a</sub> and n<sub>max</sub> increased with S<sub>NLDFT</sub>, highlighting the paramount importance of surface area in hydrogen adsorption. Figure 6 shows the β and α parameters as a function of the average micropore size. α, related to the adsorption enthalpy, decreased as the average micropore size increased, due to the stronger interactions between the hydrogen molecules and the walls within narrow pores. β increased with pore size due to the lower ordering of hydrogen molecules achieved. Figures 7 and 8 show adsorption enthalpy and entropy as a function of Θ, while the first one decreases the second one increases with fractional filling.

## CONCLUSIONS

The modified Dubinin-Astakhov (MDA) equation proved to be a good analytical tool for understanding experimental hydrogen adsorption data over a wide range of pressures and temperatures. The evolution of the MDA parameters was correlated to the textural properties of the studied CACs. The entropy factor showed a linear increase with the average micropore size while the enthalpy factor showed the opposite trend. Enthalpie and entropie variation with the hydrogen fractional filling were determined for all the CACs.

## ACKNOWLEDGEMENTS

Financial support from CONACYT-SENER scholarship 708651/ 739301 is thankfully acknowledged. This study was partly supported by the French PIA project "Lorraine Université d'Excellence", reference ANR-15-IDEX-04-LUE and TALISMAN project, funded by FEDER (2019-000214). CACs free supply from Ingevity™ and Silcarbon Aktivkohle™ is gratefully acknowledged.

## REFERENCES

- [1] V. Fierro, A. Szczyrek, C. Zlotea, J.F. Maréché, M.T. Izquierdo, A. Albiniak, M. Latroche, G. Furdin, A. Celzard, Carbon. 48 (2010) 1902–1911.
- [2] G. Sdanghi, G. Sdanghi, G. Maranzana, A. Celzard, V. Fierro, in: Hydrog. Storage Technol., John Wiley & Sons, Ltd, 2018: pp. 263–320.
- [3] M.A. de la Casa-Lillo, F. Lamari-Darkrim, D. Cazoria-Amorós, A. Linares-Solano, J. Phys. Chem. B. 106 (2002) 10930–10934.
- [4] M.-A. Richard, P. Bénard, R. Chahine, Adsorption. 15 (2009) 43–51.
- [5] M.-A. Richard, D. Cossement, P.-A. Chandonia, R. Chahine, D. Mori, K. Hirose, AlChE J. 55 (2009) 2985–2996.
- [6] G. Momen, G. Hermosilla, A. Michau, M. Pons, M. Firdaus, Ph. Marty, K. Hassouni, J. Heat Mass Transf. 52 (2009) 1495–1503.
- [7] G. Sdanghi, G. Maranzana, A. Celzard, V. Fierro, Renew. Sustain. Energy Rev. 102 (2019) 150–170.