



HAL
open science

Biofuel from “ *Balanites aegyptiaca* ”

Linda Dominique Fabiola Bambara, Marie Sawadogo, Daniel Roy, Didier Anciaux, Joel Blin, Salifou Koucka Ouiminga

► **To cite this version:**

Linda Dominique Fabiola Bambara, Marie Sawadogo, Daniel Roy, Didier Anciaux, Joel Blin, et al.. Biofuel from “ *Balanites aegyptiaca* ”: Optimization of the Feedstock Supply Chain. Sustainability, 2018, Energy Sustainability, 10 (12), pp.4501. 10.3390/su10124501 . hal-02304019

HAL Id: hal-02304019

<https://hal.univ-lorraine.fr/hal-02304019>

Submitted on 18 Oct 2023

HAL is a multi-disciplinary open access archive for the deposit and dissemination of scientific research documents, whether they are published or not. The documents may come from teaching and research institutions in France or abroad, or from public or private research centers.

L'archive ouverte pluridisciplinaire **HAL**, est destinée au dépôt et à la diffusion de documents scientifiques de niveau recherche, publiés ou non, émanant des établissements d'enseignement et de recherche français ou étrangers, des laboratoires publics ou privés.



Distributed under a Creative Commons Attribution 4.0 International License

Article

Biofuel from *Balanites aegyptiaca*: Optimization of the Feedstock Supply Chain

Linda Dominique Fabiola Bambara ^{1,2,*}, Marie Sawadogo ¹ , Daniel Roy ², Didier Anciaux ², Joël Blin ³ and Salifou Koucka Ouiminga ⁴

¹ Laboratoire Biomasse Energie et Biocarburants, Institut International d'Ingénierie de l'Eau et de l'Environnement, Ouagadougou 01 BP 594, Burkina Faso; marie.sawadogo@2ie-edu.org

² Laboratoire de Génie Industriel, de Production et de Maintenance, Université de Lorraine, 57000 Metz, France; daniel.roy@univ-lorraine.fr (D.R.); didier.anciaux@univ-lorraine.fr (D.A.)

³ UPR Biomasse-Energie, CIRAD, 34000 Montpellier, France; joel.blin@cirad.fr

⁴ Laboratoire de Physique et de Chimie de l'Environnement, Université Ouaga 1 Professeur Joseph KI-ZERBO, Ouagadougou 03 BP 7021, Burkina Faso; salif0477@yahoo.com

* Correspondence: linda.bambara@univ-lorraine.fr; Tel.: +226-7325-1438

Received: 2 October 2018; Accepted: 21 November 2018; Published: 29 November 2018



Abstract: In arid and semi-arid climates, *Balanites aegyptiaca* (*B. aegyptiaca*) is a potential plant to produce oilseed-based biofuels. In this paper an optimization model for a wild biomass supply chain is presented. The model was developed to identify the optimal organization of the supply network that minimizes the cost of supplying the feedstock. It was applied to a case study on a *B. aegyptiaca* seed supply chain in Burkina Faso. Considering different means of transport and different pre-processing locations, the results show that in contexts such as Burkina Faso's, the most efficient option for the supply of *B. aegyptiaca* seeds is using animal drawn carts to transport the biomass from the harvest sites to the collection points. Feedstock pre-processing should take place before transport and an improvement in pre-processing operations by mechanical de-hulling could help reduce the cost price of the seeds. The results also show that more than 35% of the cost price of *B. aegyptiaca* seed is accounted for by transport costs. Pre-processing, handling, and storage costs account for about 50% of the cost of the seeds.

Keywords: biofuel; *Balanites aegyptiaca*; biomass supply chain; pre-processing; optimization

1. Introduction

Access to modern energy services remains limited in sub-Saharan Africa. Indeed, 590 million people in this part of the world still remain without access to electricity in 2017 [1]. More than 80% of the population without electricity live in rural areas and rely on the traditional use of solid biomass (wood fuel and charcoal) for energy generation [1]. In West Africa Sahelian countries like Burkina Faso, Mali and Niger, the use of traditional biomass account for more than 90% of primary energy consumption, used mainly for cooking. Consequently, the wood resources are pressured and over harvested, contributing to forest degradation [2]. Another consequence of the low access to energy is the socio-economic underdevelopment. Evidently, energy has been reported to be an essential development component and its consumption is an indicator of the well-being of a population [3].

Based on this energy context, any solution for the development of the energy sector in West Africa as well as in the rest of sub-Saharan Africa that aims to substitute or replace wood fuel is welcome. This could explain the interest of many West African countries in bioenergy [4,5] and particularly in straight vegetable oil (SVO). Evidently, SVO extracted from oilseed crops could be blended with diesel or be used directly as fuel in diesel engines when the quality standards of the oil are respected [6].

SVO could also be used in hybrid energy systems consisting of solar photovoltaic and diesel generators like those described by [7,8]. They can therefore be used for electrification at the village or country level.

For SVO production in West Africa, especially in West African arid and semi-arid areas where the soil and climatic environment are not suitable to produce the plants commonly used for biofuel production (like jatropha, soybean or rapeseed), *Balanites aegyptiaca* (*B. aegyptiaca*) could be an alternative feedstock. *B. aegyptiaca*, which has already been targeted for the production of oilseed-based biofuels [9,10] is a drought-resistant tree that can grow under varied ecological conditions (e.g., 100 mm to 1000 mm of rain per year) [11]. The tree produces fruits that each weigh 5 to 8 g. The fruit consists of an epicarp (5 to 9% of its weight), an edible mesocarp or pulp (28 to 33% of its weight), and an endocarp (49 to 54% of its weight). The endocarp or hull surrounds the seed (8 to 12% of the weight of the fruit) [12–14]. The seed contains between 46% and 55% of its weight in vegetable oil [15]. *B. aegyptiaca* is particularly abundant in arid and semi-arid regions, mainly in sub-Saharan and Sahelian regions such as the Sahelian region of Africa, the Middle East, and South Asia [12]. In these regions, the plant is one of the main plant species [16] and the trees grow wild with no irrigation, fertilization, or care. These characteristics of wild non-cultivated products, also called non timber forest product (NTFP), described by [17] in [18] make *B. aegyptiaca* seeds an attractive biomass for SVO production.

In addition to the attractive characteristics described above, some authors who investigated the process of *B. aegyptiaca* oil transesterification for biodiesel production [19,20] and studied the use of *B. aegyptiaca* as a fuel for diesel engines [21–23] showed that *B. aegyptiaca* biodiesel can be used in a diesel engine as an alternate diesel. Some of these authors also concluded that *B. aegyptiaca* is a promising feedstock for oilseed-based biofuel production [21]. However, despite these interesting results, none of these authors has assessed the supply of *B. aegyptiaca* feedstock, which is one of the essential elements in the large-scale production of biofuels.

Indeed, as it is a wild plant, the operations involved in the *B. aegyptiaca* seed supply chain, which include collection, pre-processing, storage, and transport, can be complex and expensive due to the scattered and irregular distribution of the trees. This is why one of the main obstacles to the commercial exploitation of *B. aegyptiaca* fruits or nuts (the endocarp containing the seed) is the difficulty of obtaining adequate and regular supplies of the fruits [24]. This is a common feature of all bioenergy production systems to such an extent that in recent years, it is widely accepted that the complex and multi-faceted supply chains of bioenergy production systems call for careful consideration [25,26]. Thus, for a profitable and competitive exploitation of *B. aegyptiaca* for biofuel production, it is important to pay particular attention to the feedstock supply chain. This ensures that the biofuel production unit will be supplied with feedstock of the required quality, quantity, within appropriate periods and at acceptable costs. In addition, a clever feedstock supply chain involving the population may become an income source as well as a growth factor.

The aim of this study was thus to develop a mathematical model for determining the optimal supply network configuration that could minimize the costs of wild oilseed biomass supply. The model has been applied to the *B. aegyptiaca* seed supply and has been developed by factoring in West Africa's climate, which is characterized by the weak development of infrastructures dedicated to feedstock supply. Depending on the choices of the decision makers in the supply chain, the model could be used to guarantee the profitability of the biofuel production chain while ensuring that all the stakeholders receive a fair remuneration for their work. To the best of our knowledge, this paper is one of the first to study the supply of wild biomass growing in arid climates for biofuel production. It is also one of the first to assess the costs of supplying *B. aegyptiaca* feedstock and to propose a model for an optimal supply for biofuel production in a West African context. The optimal supply network configuration not only presents a way to organize feedstock harvesting, it also delivers the biofuel production unit in a cost-effective way that reduces both harvesting and logistics (pre-processing, storage, handling and transport) costs.

The remainder of this paper comprises a description of the mathematical model, its implementation on a case study in Burkina Faso, a description of the obtained results, and a discussion of their implications. After this discussion, future directions are provided.

2. Methodology

The model proposed in this paper is a mixed integer linear program (MILP) for decisions related to the configuration of a wild oilseed crop supply chain. These decisions concern the location and the allocation of biomass harvesting sites and of the biomass collection points. They also concern the location of the pre-processing operations and the quantities of feedstock to be transported, handled, pre-processed, and stored.

2.1. The Problem and Assumptions

The system to be optimized is the *B. aegyptiaca* seed supply chain for SVO production. The supply network comprises biomass harvesting sites, biomass collection points, one SVO production unit, and infrastructures needed to harvest, transport, store, and pre-process *B. aegyptiaca* fruits. The sites mentioned above are linked by a road network. Figure 1 is a schematic representation of the supply network. Biomass harvesting sites are sites where *B. aegyptiaca* trees are well represented.

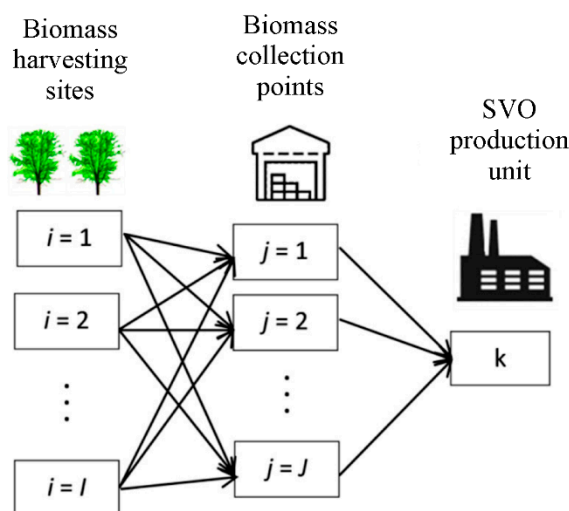


Figure 1. Schematic diagram of the supply network structure with the possible allocations of the sites.

The SVO production unit is located in a Sahelian region in which *B. aegyptiaca* trees are abundant and where there is a periodic demand for biofuel. This periodic demand for SVO defines the minimum processing capacity of the SVO production unit.

Several biomass harvesting sites are scattered throughout the region around the SVO production unit, and it is assumed that these biomass harvesting sites are able to supply the demand for feedstock of the biofuel production unit.

To facilitate the delivery of the seeds to the biofuel production unit (mainly the labor needed to load, unload, and weigh the feedstock), all the harvested feedstock must pass through a collection point. Indeed, collection points make it possible to bring together large amounts of feedstock, and due to geographical constraints, several potential collection points are selected in advance. Each collection point is characterized by a set of means for biomass transportation, a maximum capacity, and a minimum demand for feedstock. The harvested fruits must be pre-processed. *B. aegyptiaca* pre-processing is a set of post-harvest operations, which consist of depulping, de-hulling, cleaning, drying, and optional crushing. It can be performed to reduce the quantity (volume or weight) of the material to be transported, to prevent deterioration of the feedstock quality during its transportation and storage, to facilitate and improve SVO extraction. There are two possible locations

for pre-processing: at the biomass collection points or at the biofuel production unit. Depending on the location of pre-processing operations, the biomass transported and stored can be the non-pretreated biomass (fruits) or the pretreated biomass (seeds). When pre-processing takes place at the collection points, fruits are transported between the biomass harvesting sites and the collection points, and seeds are transported between the collection points and the biofuel production unit. When pre-processing takes place at the biofuel production unit, fruits are transported through the whole supply network.

2.2. Mathematical Formulation

The mathematical formulation of the problem consists of an objective function to minimize (1) and a set of constraints (2) to (20). The objective function is made up of feedstock harvesting, transport, pre-processing, storage, and handling (loading and unloading) costs. All these costs take the variable and fixed costs of the operation into account. The elements of the mathematical model are described below (parameters and equations), Table 1 (sets) and in Table 2 (variables).

Table 1. Sets.

Sets	Index
Biomass harvesting sites	i
Biomass collection points	j
Biofuel production unit	k
Means of transport	m
Location of pre-processing	p

Table 2. Variables.

Variables	Description	Domain
S_i	Surface area of a biomass harvesting site i	R+
y_i	Selection of a biomass harvesting site i	{0,1}
y_j	Selection of a collection point j	{0,1}
y_p	Decision on the location of pre-processing	{0,1}
$Q_{i,j}$	Quantity of feedstock to be transported from a biomass harvesting site i to a collection point j	R+
$Q_{j,p}$	Quantity of feedstock collected at a collection point j if the location of the pre-processing p is chosen.	R+
$Q_{j,k,p}$	Quantity of feedstock to be transported from a collection point j to the biofuel production unit k if the location of pre-processing p is chosen.	R+

2.2.1. Parameters

Feedstock demand parameters:

Q_k is the annual demand for seed of the biofuel production unit. This demand includes feedstock losses that may occur during the supply.

α is the remaining fraction of feedstock after pre-processing.

$Q_{k,p}$ is the quantity of feedstock expected at the biofuel production unit depending on the location of the pre-processing.

Q_{min_j} is the minimum quantity of feedstock required at a collection point.

Q_{max_j} is the maximum capacity of a collection point.

Feedstock harvesting and collection parameters:

ST_i is the total surface area of a biomass harvesting site.

$Rend_i$ is the territorial seed yield of a biomass harvesting site. The territorial seed yield is the ratio of the total potential seed production at the biomass harvesting site to the surface area of the biomass harvesting site.

ϑ is the fruits picking rate.

Ch_i is the unitary harvesting cost.

W is the daily pay for harvesting workers.

Hr is the prescribed number of work hours per day.

NT_i is the number of *B. aegyptiaca* trees at each biomass harvesting site.

$Prod$ is the annual amount of fruits produced by a *B. aegyptiaca* tree.

f is the maximum number of collection points that can set up.

$a_{i,j}$ defines the potential allocation of a biomass harvesting site i to a collection point j .

“at the BPU” is the location of the pre-processing at the biofuel production unit.

“at the CP” is the location of the pre-processing at the collection points.

Feedstock pre-processing handling and storage parameters:

$Hand_p$ is the unitary handling cost depending on the pre-processing location.

$Stor_p$ is the unitary storage cost depending on the pre-processing location.

Cf_p is the total pre-processing fixed costs depending on the location of pre-processing.

Cv_p is the total pre-processing operating costs depending on the location of pre-processing.

Transportation parameters:

$d_{i,j}$ is the distance between a biomass harvesting site i and a collection point j .

$d_{j,k}$ is the distance between a collection point and the biofuel production unit.

$x_{i,m}$ is a binary parameter that defines if the means of transport m is available in a the collection point j .

τ is a tortuosity factor. The tortuosity factor refers to the ratio of the actual travel distance by road to the shortest distance as the crow flies [27].

C_m is the unit transport cost for the means of transport m and C_{truck} is the unit transport cost of the truck.

Pr_m and P_{truck} are the fixed costs of the means of transport m and of the truck.

2.2.2. Equations

$$\begin{aligned} \text{Min } \sum_i Ch_i \cdot S_i + \sum_{i,j,p,m} Q_{i,j} \cdot d_{i,j} \cdot \tau \cdot C_m \cdot x_{i,m} + \sum_{i,m} Pr_m \cdot x_{i,m} \cdot y_i + \\ \sum_{j,k,p} Q_{j,k,p} \cdot d_{j,k} \cdot \tau \cdot C_{truck} + \sum_j Pr_{truck} \cdot y_j + \sum_{p,j,k} Hand_p \cdot Q_{j,k,p} + \sum_{p,j,k} Stor_p \cdot Q_{j,k,p} + \\ \sum_p Cf_p \cdot y_p + \sum_p Cv_p \cdot y_p \end{aligned} \quad (1)$$

$$S_i \leq ST_i \cdot y_i \quad \forall i \quad (2)$$

$$Q_{k,p} = Q_k \rightarrow p = \text{“at the BPU”} \quad \forall p, k \quad (3)$$

$$Q_{k,p} = Q_k \cdot \alpha \rightarrow p = \text{“at the CP”} \quad \forall p, k \quad (4)$$

$$\sum_{i,j} Q_{i,j} \cdot a_{i,j} \geq \sum_k Q_k \quad (5)$$

$$\sum_j Q_{i,j} \leq S_i \cdot Rend_i \quad \forall i \quad (6)$$

$$Q_{i,j} \leq S_i \cdot Rend_i \cdot y_i \quad \forall i, j \quad (7)$$

$$\sum_{i,j} Q_{i,j} \cdot a_{i,j} \leq ST_i \cdot Rend_i \cdot y_j \quad (8)$$

$$\sum_j Q_{i,j} \cdot a_{i,j} \geq y_i \quad \forall i \quad (9)$$

$$\sum_i Q_{i,j} \leq Q_{max_j} \cdot y_j \quad \forall j \quad (10)$$

$$\sum_i Q_{i,j} \geq Q_{min_j} \cdot y_j \quad \forall j \quad (11)$$

$$Q_{j,p} = \sum_i Q_{i,j} \cdot a_{i,j} \rightarrow p = \text{"at the BPU"} \forall j, p \quad (12)$$

$$Q_{j,p} = \sum_i Q_{i,j} \cdot a_{i,j} \cdot \alpha \rightarrow p = \text{"at the CP"} \forall j, p \quad (13)$$

$$\sum_k Q_{j,k,p} = Q_{j,p} \forall j, p \quad (14)$$

$$\sum_{k,p} Q_{j,k,p} \geq y_j \forall j \quad (15)$$

$$\sum_{j,k} Q_{j,k,p} = \sum_k Q_{k,p} \cdot y_p \forall p \quad (16)$$

$$\sum_j y_j \leq f \quad (17)$$

$$\sum_p y_p = 1 \quad (18)$$

$$Ch_i = (Rend_i \cdot W) / (\emptyset \cdot Hr) \quad (19)$$

$$Rend_i = Prod.NT_i / ST_i \quad (20)$$

Equation (2) ensures that the surface area used by each selected biomass harvesting site does not exceed the available surface area of each biomass harvesting site. Equations (3) and (4) calculate the quantity of feedstock required at the biofuel production unit depending on the location of pre-processing. Equation (5) ensures that the sum of the quantities of feedstock harvested and transported between the chosen biomass harvesting sites and the selected collection points satisfy the quantity of feedstock required by the biofuel production unit. Equations (6) to (9) ensure that the quantities of feedstock transported from the selected biomass harvesting sites to the selected collection points do not exceed the quantities of feedstock that can be harvested at each biomass harvesting site. Equation (10) ensures that the maximum capacity of a selected collection point is not exceeded. Equation (11) ensures that the minimum demand of each selected collection point is satisfied. Equations (12) and (13) calculate the quantity of feedstock to be transported between each selected collection point and the biofuel production unit depending on the choice of the location of pre-processing. Equations (14) to (16) ensure that the quantities of feedstock transported between the selected collection points and the biofuel production unit satisfy the demand of the biofuel production unit depending on the location of pre-processing. Equation (17) ensures that the number of chosen collection points does not exceed the maximum number of collection points needed. Equation (18) ensures that only one pre-processing location is chosen. Equation (19) calculates the unitary costs of harvesting at a biomass harvesting site. Equation (20) calculates the territorial seed yield of a biomass harvesting site.

3. Case Study

The model was implemented on a theoretical case study of *B. aegyptiaca* seed supply chain. Only the number and location of the sites in the supply network are theoretical. They have been randomized into value ranges reflecting reality in Burkina Faso. Costs and other data, etc. reflect the reality. Therefore, calculated costs reflect the real costs that could be observed in Burkina Faso. The randomization of the locations and the number of sites does not prevent the results of the model from reflecting reality in Burkina Faso. Indeed, for a given real case, there is no guarantee that the supply network configuration will follow a particular logic. Yet our model must be able to treat a supply network, whatever its configuration.

The considered biofuel production unit is in a region where an electricity company has a SVO demand of about 66,500 L/year. This SVO must feed diesel engines coupled to alternators for producing electricity. 66,500 L of SVO corresponds to a seed demand 200 tons, if it is considered that *B. aegyptiaca* seeds have an oil content of 46% and that the press used has an extraction efficiency of 65%. The oil density considered is 900 kg/m³. The need for fruits is 2000 tons, if it is considered that seeds represent 10% of the dry fruit weight.

Around the biofuel production unit several *B. aegyptiaca* fruit harvesting sites and several potential collection points have been identified. For a potential collection point to be selected, it must be able to

collect at least 10 tons of biomass, which represent the load capacity of the trucks usually used for the transport of goods in Burkina Faso. The maximum capacity of each collection point is unlimited.

A fruit productivity per tree of 52 kg was retained for all the biomass harvesting sites [28]. A *B. aegyptiaca* tree density ranging from 25 trees/ha to 40 trees/ha was randomly distributed to each of the biomass harvesting sites. According to [29], a density ranging from 25 to 50 trees per ha is acceptable for a region where *B. aegyptiaca* is well represented.

The harvesting cost per hectare was calculated based on the corresponding labor cost. It was consequently calculated based on a fruit picking rate of 9.24 kg/h found by [30] for a tree density of 20 trees/ha and a fruit yield of 545.43 kg/ha. A man-day is assumed to be 8 h. The minimum daily wage for farm workers is 1363.91 XOF/day in Burkina Faso (XOF is West African CFA francs). Fruit harvesting is done by hand or using worn household containers such as buckets. Therefore, harvesting equipment purchasing costs are not included in the feedstock cost price calculation.

Carts pulled by donkeys and motor tricycles are considered for transporting the feedstock between harvesting sites and collection points. Old trucks are considered for feedstock transportation between collection points and the biofuel production unit. The unit transport cost by cart and tricycle are estimated on the basis of the driver's minimum wage, the maximum load per trip, the velocity of each means of transport and fuel consumption for the tricycle. For carts, a maximum load is about 0.5 tons/trip [31] and the maximum traveling distance covered in a day is 20 km when considering a velocity of 5 km/h [31] and an 8-h work day. For tricycles, the maximum load is 1.1 ton and its fuel consumption is 3.5 L/100 km [30]. The maximum distance covered in a day is 160 km considering a velocity of 40 km/h and an 8-h work day. For trucks, the unit transport cost is 52 XOF/ton.km for unpaved roads [32]. Its maximum load is about 10 tons. The costs for each means of transport are listed in Table 3. Only fixed costs arising from the transport of *B. aegyptiaca* fruits or seeds were calculated, as in rural areas in West Africa, the means of transport are not reserved for a single activity. In this case study, it has been considered that the means of transport are used only from October to December, i.e., three months per year, for the biofuel production unit supply. This period of three months is in the ripening period of the *B. aegyptiaca* fruits, which according to [11], lasts from October to February.

Concerning the supply network and number, the geographical coordinates of the biomass harvesting sites were randomized over an area with a radius of 50 km. The resulting supply network was used for the whole study. The surface area value of each biomass harvesting site was set to 10 ha. All distances are Euclidean distances to which a tortuosity factor was applied. With no knowledge of the road network in the study area, the value of the tortuosity factor was set to $\sqrt{2}$ (it was considered that the straight-line distance is the diagonal of a square, the sides of which represent the actual path) [33].

Pre-processing consists of the depulping and de-hulling of *B. aegyptiaca* fruits. Due to the difficult access to electricity in rural areas in Burkina Faso, and due to the large quantities of biomass to be collected at the biofuel production unit, it was assumed that pre-processing is manual when it takes place at the collection points and motorized when it takes place at the biofuel production unit. Manual pre-processing involves soaking fruits in water for three days and washing off the pulp to obtain nuts. Nuts are sun-dried for several hours. Seeds are obtained by cracking nuts with a hard, solid object on top of a hard, flat surface.

Pre-processing costs were calculated based on their operating parameters. The manual pulping and de-hulling operating parameter is 2.5 kg/day per person [34]. Motorized pulping operating parameters are 278.7 kg/h per two persons, 30 kWh/t and 2125 L/t (water consumption) and motorized de-hulling operating parameters are 1009.5 kg/h per two persons and 30 kWh/t [30]. Water costs 1091 XOF/m³ (Burkina Faso Water Company in 2017) and electricity costs 114 XOF/kWh (Burkina Faso Electricity Company in 2017). All the pre-processing machines considered have a lifespan of 10 years and their investment cost is amortized using the declining balance method at a rate of 5%. Unitary costs for each type of pre-processing are described in Table 4.

At the collection points, biomass is deposited in polypropylene bags before the bags are transported and stored at the biofuel production unit. The handling for a bag full of biomass cost is 100 XOF [35]. The storage cost is assumed to be equal to the cost of the bags in which the biomass is bagged for transport. This storage cost amounts to 250 XOF for a bag full of biomass [35,36]. A full bag weighs 60 kg if it contains fruit and 70 kg if it contains seeds.

Four different scenarios were designed to observe the effects of the location of pre-processing and the effects of the means of transport on the supply costs.

In scenario 1, carts pulled by donkeys are used to transport fruits from the harvesting sites to the collection points and two pre-processing locations (at the collection points and at the biofuel production unit) are possible. In scenario 2, motor tricycles are used to transport the fruits from the harvesting sites to the collection points and the pre-processing locations options are the same as in scenario 1. In scenario 3, carts pulled by donkeys are used to transport the feedstock from the biomass harvesting sites to the collection points and only one pre-processing location (at the biofuel production unit) is possible. In scenario 4, motor tricycles are used to transport the feedstock from the biomass harvesting sites to the collection points and pre-processing location options are the same as in scenario 3.

In the four scenarios, the maximum number of collection points that can be opened is constant and equal to the total number of potential collection points. After determining the scenario with the lowest feedstock cost price at the biofuel production unit gate, this scenario was run again but the value of the parameter f in Equation (19) was varied from 35 to 1. The objective was to observe the influence of the reduction in the maximum number of collection points that can be opened on the supply costs and on the network configuration. This reduction could occur when some constraints appear (inaccessibility of a collection point by truck for example).

Table 3. Attributes of the means of transport.

	Tricycle	Cart	Truck
Interest rate %	0.05	0.05	0.05
Life time (years)	5	5	10
Price (XOF)	1,000,000	130,000	4,000,000
Fixed cost (XOF)	57,744	7507	129,505
Unitary cost (XOF/ton.km)	27	136	52

Table 4. Pre-processing costs (calculated by the authors based on operating parameters).

Type	Manual		Motorized	
	Pulping and De-Hulling		Pulping	De-Hulling
Labor (XOF/t)	54,560		1225	340
Electricity (XOF/t)	-		3420	3420
Water (XOF/t)	-		2320	-
Operating costs (XOF/t)	54,560		6965	3760
Fixed costs for one machine (XOF/year)	-		485,645	679,900

4. Results and Discussion

The model was implemented and solved in the optimization software Xpress IVE 7.9. The experiments were performed on an Intel Core i7-5500U CPU 2.4 GHz with 8 GB RAM on a 64-bit platform. The solution was obtained in less than five minutes using the branch and bound algorithms available in the software solver.

The model determines the number of biomass harvesting sites and the optimal surface area to be harvested; the number, location and allocation of biomass harvesting sites; the number, location and allocation of collection points; the quantities of fruit to be harvested and pre-processed; the location of pre-processing if more than one location is possible; the quantities of fruit or seed to be transported,

handled and stored depending on the pre-processing location; total supply costs (optimal costs of harvest, transport, pre-processing, storage, and handling).

The results of the implementation of the four scenarios are presented and discussed below. These results concern the configuration of the supply network, and the cost results produced by the different scenarios. Then, for the scenario with the lowest seed cost at the biofuel production unit gate, the results of the variation in the maximum number of collection points that can be opened are presented and discussed.

4.1. Results of the Implementation of the Four Scenarios

Supply network configuration: For each scenario, the result of the pre-processing location, total harvested surface area, the number of chosen biomass harvesting sites and number of chosen collection points are presented in Table 5. In scenarios 1 and 2, pre-processing always takes place at the collection points. The configuration of the supply network is the same in the scenarios with donkey carts (scenarios 1 and 3). The configuration of the supply network is also the same in the scenarios with tricycles (scenarios 2 and 4). These configuration for the scenarios with tricycles and carts are presented in Figure 2. The total harvested surface area, the number of chosen biomass harvesting sites and chosen collection points in the scenarios with carts is higher than in those with tricycles.

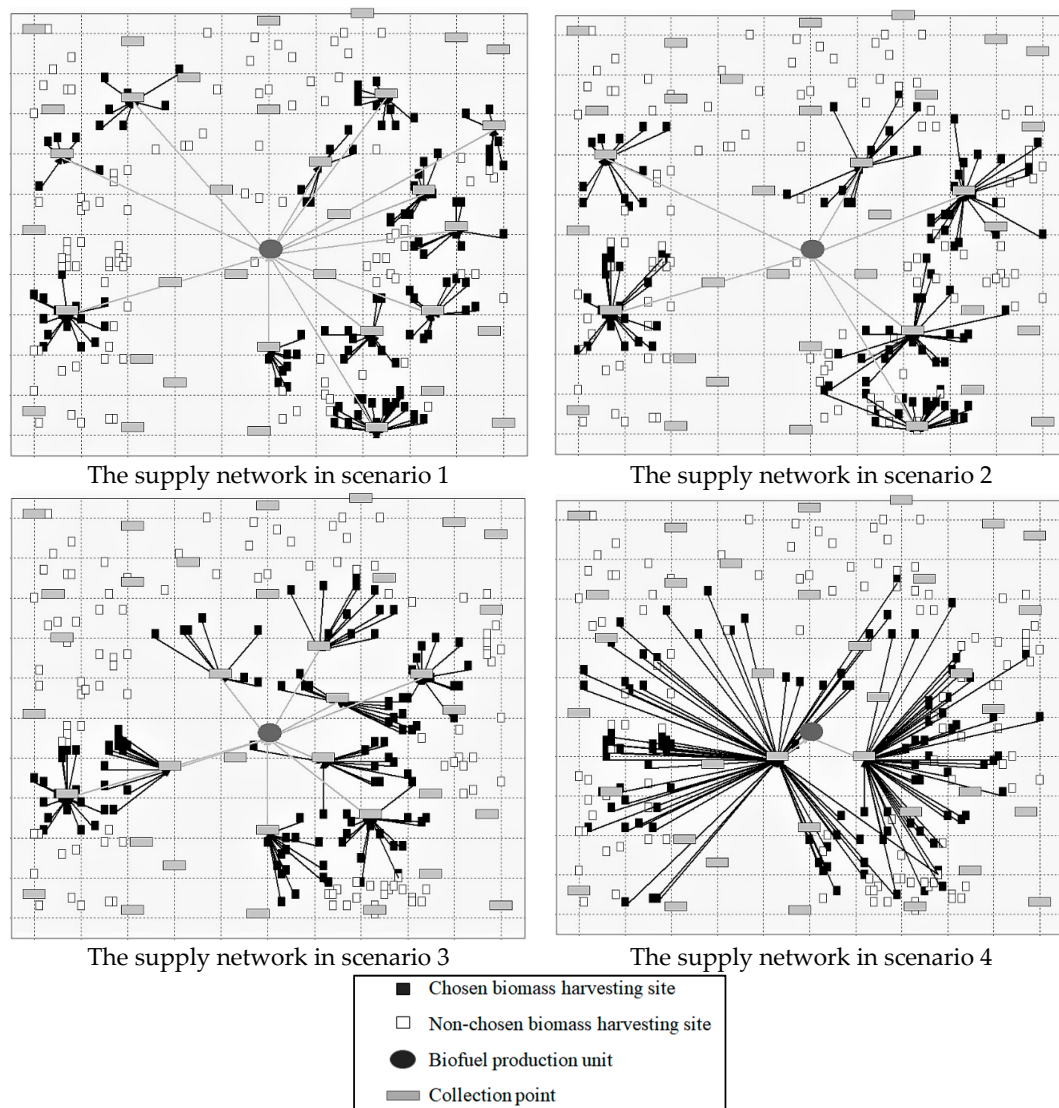
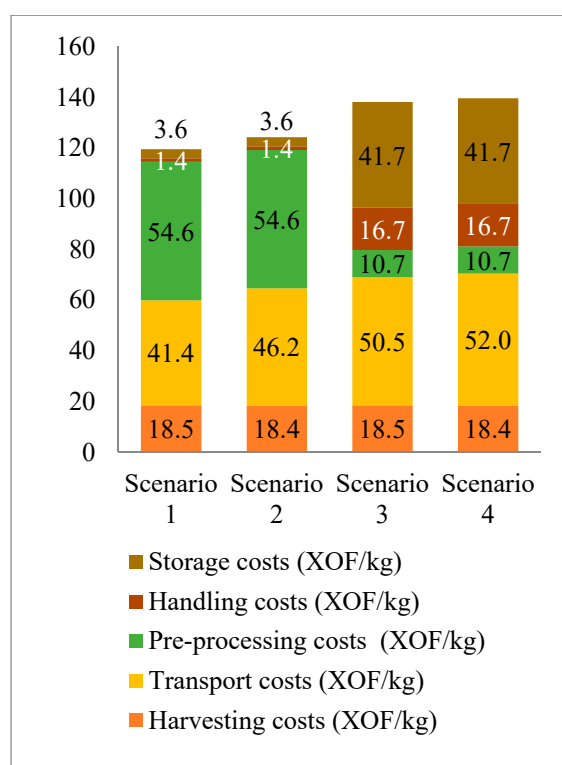


Figure 2. The supply network in scenarios 1–4.

Table 5. Results of the supply network configuration.

Scenarios	Location of Pre-Processing	Numbers of Chosen Biomass Harvesting Sites	Numbers of Chosen Collection Points	Total Harvested Surface Area (ha)
Scenario 1	Collection points	119	12	1181.3
Scenario 2	Collection points	109	6	1089.8
Scenario 3	Biofuel production unit	117	9	1167.2
Scenario 4	Biofuel production unit	107	2	1079.8

Cost results in the four scenarios are presented in Figure 3. Harvesting and pre-processing costs represent the costs per kg of *B. aegyptiaca* fruits. Transport, handling, and storage costs represent the costs per kg of *B. aegyptiaca* seed.

**Figure 3.** Cost results in the four scenarios.

The cost price of *B. aegyptiaca* seeds at the biofuel production unit gate fluctuates between 119.5 XOF/kg (scenario 1) and 139.5 XOF/kg (scenario 4). The lowest seed cost prices at the biofuel production unit gate as well as the lowest costs of all the other supply operations except harvesting and pre-processing are found in the scenarios where pre-processing takes place at the collection points (scenarios 1 and 2). Transport costs fluctuate between 41.4 XOF/kg in scenario 1 and 52 XOF/kg in scenario 4. Transport costs represent about 35% of seed cost price at the biofuel production unit gate in the four scenarios. Harvesting costs are the same in all the scenarios and represent about 15% of the seed costs at the biofuel production unit in all the scenarios.

Preprocessing costs represent respectively 45% and 8% of the seed cost price at the biofuel production unit gate in scenarios 1 and 2 and in scenarios 3 and 4. Storage and handling costs represent respectively 4% and 32% of the seed costs at the biofuel production unit in scenarios 1 and 2 and in scenarios 3 and 4. It can be seen that scenarios 1 and 2 pre-processing costs are four times higher, and storage and handling costs are more than 10 times higher than the same items cost in scenarios 3 and 4.

4.2. Discussion

According to the results presented above, the scenarios with donkey carts (scenarios 1 and 3) have the highest number of chosen biomass harvesting sites and the highest number of chosen collection points. These results can be explained by the short distance travelled by the cart each day (20 km) compared to the distance travelled by the tricycle per day (160 km). Indeed, when the tricycles are used, the model is not constrained by short travel distances. Thus, collection points that have the highest fruit yields and are simultaneously located closest to the biofuel production unit and biomass harvesting sites are chosen.

Despite the performance of the tricycle, in scenario 1 the carts that are used have the lowest seed cost price and the lowest transport cost. This can be explained by the fixed costs of the motor tricycles, which are 7.7 times higher than the carts fixed costs (Table 3).

Transport costs between biomass harvesting sites and collection points are mainly affected by the purchase price of the means of transport when motor tricycles are used. When carts pulled by animals are used, transport costs between biomass harvesting sites and collection points are mainly affected by the operating costs of transportation.

High pre-processing costs in the scenarios with pre-processing at the collection points (scenarios 1 and 2), are due to the high cost of manual pre-processing at the collection points. Despite these high pre-processing costs, pre-processing always takes place at the collection points regardless of the means of transport in scenarios where the model is not constrained to choose only one pre-processing location (scenarios 1 and 2). This is due to the fact that less amounts of biomass have to be transported, handled and stored when the pre-processing takes place at the collection points. Indeed, seeds represent only 10% of the whole *B. aegyptiaca* fruit weight. Therefore, when pre-processing is located at the collection points, the quantities of biomass to be transported are divided by 10.

Pre-processing is manual at the collection points because access to electricity is difficult in rural areas and because to date, mechanical pre-processing of *B. aegyptiaca* is not well developed. Therefore, improving *B. aegyptiaca* fruit pre-processing operations by developing affordable pre-processing machines could significantly reduce seeds cost prices at the biofuel production unit. E. Mamman et al. and Aviara et al. [37] had already addressed this difficulty to manually perform *B. aegyptiaca* de-hulling. They have indeed worked on the physical properties of the *B. aegyptiaca* nuts in order to allow the development of machines facilitating fruit de-hulling. Another aspect concerning pre-processing is depulping, which until now consumed significant amounts of water (more than 2 m³/t), especially when the rainfall of the Sahelian regions is taken into consideration. The limited access to water in Sahelian climates could therefore be a brake on the exploitation of *B. aegyptiaca* in these regions.

To conclude the four scenarios, scenario 1 is the best because pre-processing takes place at the collection points and also because carts pulled by animals are used for feedstock transportation between biomass harvesting sites and collection points. Scenario 1 which produced the lowest total cost was run again by varying the value of the maximum number of collection points that can be opened. Scenario 1 was intentionally re-run to observe the influence (on the supply costs and on the network configuration) of the reduction in the maximum number of collection points that can be opened. The results are presented and discussed in the following section of the paper.

4.3. Results and Discussion of the Variation in the Maximum Number of Collection Points That Can Be Opened

The results of the variation of the maximum number of collection points that can be opened are presented in Table 6 and Figure 4.

These results show that when the maximum number of collection points is under 4, no solution is found. This can be explained by the fact that the organization of biomass harvesting sites and of collection points does not allow 3, 2, or 1 gathering point(s) to fulfill the demand for feedstock by the biofuel production unit.

When the maximum number of gathering points that can be opened is between 4 and 12, feedstock cost prices and transport costs decrease when the maximum number of collection points that can be opened increase (see Figure 4). This result can be explained by the fact that the model is forced to choose biomass harvesting sites, which are located at increasingly far distances when the maximum number of collection points that can be opened decreases. Indeed, the maximum distance between the farthest biomass harvesting site from a gathering point decreases from 18 km to 10.8 km when the number of collection points increases from 4 to 12. Moreover, the percentage of biomass harvesting sites at a distance equal to or greater than 11 km also decreases from 45% to 0% when the number of collection points increases from 4 to 12. This can be seen in Table 6.

When the maximum number of collection points that can be opened is equal to or greater than 12, the costs and logistics network configurations remain constant. These costs and logistics network configuration are exactly the same as the configuration of the logistics network and costs found for the maximum number of gathering points equal to 12 (optimum value found for scenario 1 in the above paragraph). This result implies that without any constraint on the number of collection points, 12 collection points are sufficient and optimal for feedstock collection. One more collection point would be useless. This confirms the model's performance in locating and choosing the optimal collection points.

It can be learned from this variation in the number of collection points that when carts pulled by animals (or any other means of transportation having a low velocity and a low load capacity) are used, a high number of collection points helps reducing feedstock cost prices. These reductions in costs are induced by the choice of biomass harvesting sites closer to collection points.

Table 6. Results of the reduction in the maximum number of collection points (GP) that can be opened.

Number of GP	Maximum Distance	Distance > 11 km	Distance < 11 km
4 GP	18 km	45%	55%
5 GP	15.7 km	36%	64%
6 GP	14.1 km	29%	71%
7 GP	13 km	23%	77%
8 GP	12.7 km	14%	86%
9 GP	11.7 km	8%	92%
10 GP	11.4 km	2%	98%
11 GP	10.8 km	0%	100%
12 GP	10.8 km	0%	100%

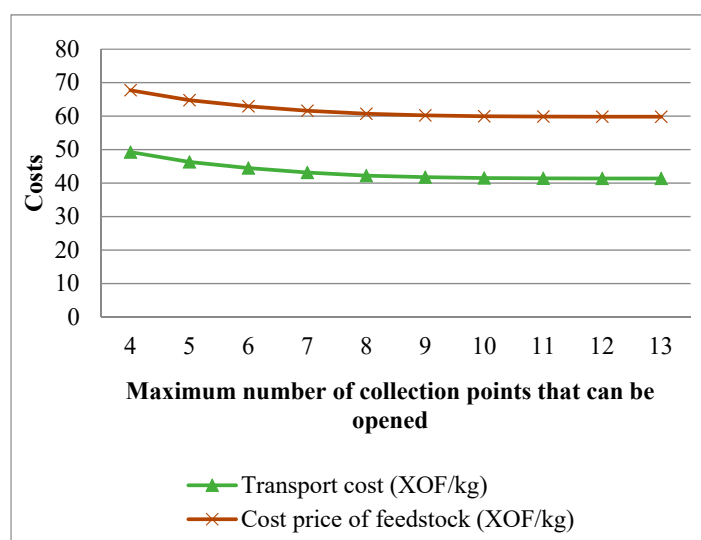


Figure 4. Variation in the cost price of the feedstock at the biofuel production unit and in the transport cost.

5. Conclusions

A mathematical model for making decisions regarding the wild non-timber forest products supply chain for biofuel production is herein described. It has been applied to the *Balanites aegyptiaca* seed supply chain.

Based on the characteristics of the studied region and considering different means of transport and different pre-processing options, the model determines the optimal supply network configuration for feedstock supply to a biofuel production unit.

The model was implemented as a theoretical case study in the sub-Saharan region of Burkina Faso. The results of the case study implementation show that in such a context, more than 35% of the cost price of seeds at the biofuel production unit gate is the cost of transport. Pre-processing, handling, and storage costs represent about 50% of the cost price of the seeds. In the best scenario, the cost of collecting feedstock represents more than 70% of the transport costs. Due to the high fixed costs of the motor tricycles, the most efficient way to transport biomass from the biomass harvesting sites to the collection points is by using animal drawn carts. Motor tricycles could be profitable for the transport of biomass if their purchasing cost could be reduced, as they can travel faster and have a higher load capacity than carts. Moreover, when the number of collection points is limited, tricycles could be more profitable because they enable fewer collection points than do carts.

Despite the fact that the cost of motorized pre-processing at the biofuel production unit is the lowest, pre-processing is better performed before transport. This is due to the very low weight of *B. aegyptiaca* seed compared to the weight of the whole fruit. Consequently, improving *B. aegyptiaca* fruit pre-processing operations by developing affordable mechanical pre-processing machines could significantly reduce the cost of seeds at the biofuel production unit. This would indeed simultaneously reduce biomass pre-processing and transportation costs.

A serious and controlled exploitation of *B. aegyptiaca* could make it a good feedstock for producing biofuel in Sahelian areas where the soil and climatic conditions are not suitable for growing the plants commonly used for biofuel production. The produced biofuels could be used for electrifying rural areas of Sahelian countries such as Burkina Faso, Mali, Niger, and Chad.

The next step in this research will be the study of *Balanites aegyptiaca* reverse logistics. The aim is to examine the benefits that a reverse supply chain might have on the feedstock cost prices.

Author Contributions: Conceptualization, J.B., M.S., D.A., D.R. and S.K.O.; Methodology, L.D.F.B., M.S., D.R. and D.A.; Software, L.D.F.B.; Validation, D.A. and S.K.O.; Formal Analysis, L.D.F.B.; Investigation, L.D.F.B.; Resources, M.S., J.B. and D.A.; Data Curation, L.D.F.B., M.S. and J.B.; Writing—Original Draft Preparation, L.D.F.B.; Writing—Review & Editing, Daniel Roy, M.S. and J.B.; Visualization, L.D.F.B.; Supervision, D.A. and S.K.O.; Project Administration, D.A. and S.K.O.; Funding Acquisition, J.B. and M.S.

Funding: This research received no external funding.

Acknowledgments: This paper is expanded and improved from the conference paper. Sawadogo, M.; Bambara, L.D.F.; Blin, J.; Anciaux, D.; Roy, D. Optimization of *Balanites aegyptiaca* seeds supply chain for biofuel production in West Africa Sahelian regions. In Proceedings of the 2017 8th International Renewable Energy Congress (IREC), Amman, Jordan, 21–23 March 2017; pp. 1–5, doi:10.1109/IREC.2017.7926017.

Conflicts of Interest: The authors declare no conflicts of interest.

References

1. IEA. *World Energy Outlook 2017*; Organisation for Economic Co-operation and Development, OECD: Paris, France, 2017.
2. Sulaiman, C.; Abdul-Rahim, A.S.; Mohd-Shahwahid, H.O.; Chin, L. Wood fuel consumption, institutional quality, and forest degradation in sub-Saharan Africa: Evidence from a dynamic panel framework. *Ecol. Indic.* **2017**, *74*, 414–419. [[CrossRef](#)]
3. Giannini Pereira, M.; Vasconcelos Freitas, M.A.; da Silva, N.F. The challenge of energy poverty: Brazilian case study. *Energy Policy* **2011**, *39*, 167–175. [[CrossRef](#)]

4. Amigun, B.; Musango, J.K.; Stafford, W. Biofuels and sustainability in Africa. *Renew. Sustain. Energy Rev.* **2011**, *15*, 1360–1372. [[CrossRef](#)]
5. Gasparatos, A.; Lee, L.Y.; Von Maltitz, G.P.; Mathai, M.V.; Puppim de Oliveira, J.A.; Willis, K.J. *Biofuels in Africa: Impacts on Ecosystem Services, Biodiversity and Human Well-Being*; United Nations University Institute of Advanced Studies: Tokyo, Japan, 2012.
6. Blin, J.; Brunschwig, C.; Chapuis, A.; Changotade, O.; Sidibe, S.S.; Noumi, E.S.; Girard, P. Characteristics of vegetable oils for use as fuel in stationary diesel engines: Towards specifications for a standard in West Africa. *Renew. Sustain. Energy Rev.* **2013**, *22*, 580–597. [[CrossRef](#)]
7. Adaramola, M.S.; Quansah, D.A.; Agelin-Chaab, M.; Paul, S.S. Multipurpose renewable energy resources based hybrid energy system for remote community in northern Ghana. *Sustain. Energy Technol. Assess.* **2017**, *22*, 161–170. [[CrossRef](#)]
8. Franco, A.; Shaker, M.; Kalubi, D.; Hostettler, S. A review of sustainable energy access and technologies for healthcare facilities in the Global South. *Sustain. Energy Technol. Assess.* **2017**, *22*, 92–105. [[CrossRef](#)]
9. Bart, J.C.J.; Palmeri, N.; Cavallaro, S. 6—Emerging new energy crops for biodiesel production. In *Biodiesel Science and Technology*; Bart, J.C.J., Palmeri, N., Cavallaro, S., Eds.; Woodhead Publishing Series in Energy; Woodhead Publishing: Sawston, UK, 2010; pp. 226–284, ISBN 978-1-84569-591-0.
10. Patel, N.K.; Shah, S.N. 11—Biodiesel from Plant Oils. In *Food, Energy, and Water*; Ahuja, S., Ed.; Elsevier: Boston, MA, USA, 2015; pp. 277–307, ISBN 978-0-12-800211-7.
11. Ndoye, M.; Diallo, I.; Gassama/Dia, Y.K. Reproductive biology in *Balanites aegyptiaca* (L.) Del., a semi-arid forest tree. *Afr. J. Biotechnol.* **2004**, *3*, 40–46.
12. Chapagain, B.; Wiesman, Z. Variation in diosgenin level in seed kernels among different provenances of *Balanites aegyptiaca* Del (Zygophyllaceae) and its correlation with oil content. *Afr. J. Biotechnol.* **2005**, *4*. [[CrossRef](#)]
13. Okia, C.A.; Kwetegyeka, J.; Okiror, P.; Kimondo, J.M.; Teklehaimanot, Z.; Obua, J. Physico-chemical characteristics and fatty acid profile of desert date kernel oil. *Afr. Crop Sci. J.* **2013**, *21*, 723–734.
14. Chapagain, B.P. *Characterization of Desert Date (Balanites Aegyptiaca) Saponins and Their Biological Activities*; Ben-Gurion University of the Negev: Beer-Sheva, Israel, 2006.
15. Varshney, A.; Anis, M. *Trees: Propagation and Conservation: Biotechnological Approaches for Propagation of a Multipurpose Tree, Balanites Aegyptiaca Del.*; Springer: New Delhi, India, 2014; ISBN 978-81-322-1701-5.
16. Boffa, J.-M. *Les Parcs Agroforestiers en Afrique Subsaharienne*; Food & Agriculture Organization: Rome, Italy, 2000; ISBN 978-92-5-204376-8.
17. Angelsen, A.; Wunder, S. Exploring the forest–poverty link: Key concepts, issues and research implications. *Cent. Int. For. Res.* **2003**. [[CrossRef](#)]
18. Pouliot, M.; Treue, T. Rural People’s Reliance on Forests and the Non-Forest Environment in West Africa: Evidence from Ghana and Burkina Faso. *World Dev.* **2013**, *43*, 180–193. [[CrossRef](#)]
19. Yunus, M.M.; Zuru, A.A. Kinetics study of balanites aegyptiaca oil transesterification for the production of biodiesel. *Niger. J. Chem. Res.* **2017**, *22*, 9–19.
20. Dass, P.M.; Louis, H.; Alheri, A.; Amos, P.I.; Bifam, M.; Ago, M.A. Production of Biodiesel Oil from Desert Dates (*Balanites aegyptiaca*) Seeds Oil Using a Hetrogeneous Catalyst Produced from Mahogany (*Khaya senegalensis*) Fruit Shells. *Anal. Chem. Indian J.* **2018**, *18*, 1–12.
21. Naik, N.S.; Balakrishna, B. Assessment of toxic content in *Balanites aegyptiaca* seed cake and use of enzymatic-catalysed biodiesel in diesel engine. *Int. J. Ambient Energy* **2018**, *39*, 488–495. [[CrossRef](#)]
22. Naik, N.S.; Balakrishna, B. Experimental evaluation of a diesel engine fueled with *Balanites aegyptiaca* (L.) Del biodiesel blends. *Biofuels* **2016**, *7*, 603–609. [[CrossRef](#)]
23. Sunil Naik, N.; Balakrishna, B. Effects of EGR on performance and emissions of a diesel engine fuelled with balanites aegyptiaca/diesel blends. *Int. J. Sustain. Eng.* **2017**, *11*, 150–158. [[CrossRef](#)]
24. Council, N.R. *Lost Crops of Africa: Volume III: Fruits*; The National Academies Press: Washington, DC, USA, 2008; ISBN 978-0-309-10596-5.
25. Kumar, D.; Singh, B. Role of biomass supply chain management in sustainable bioenergy production. *Biofuels* **2017**, *0*, 1–11. [[CrossRef](#)]
26. Rentizelas, A.A. 2—Biomass supply chains. In *Biomass Combustion Science, Technology and Engineering*; Rosendahl, L., Ed.; Woodhead Publishing Series in Energy; Woodhead Publishing: Sawston, UK, 2013; pp. 9–35, ISBN 978-0-85709-131-4.

27. Sultana, A.; Kumar, A. Development of tortuosity factor for assessment of lignocellulosic biomass delivery cost to a biorefinery. *Appl. Energy* **2014**, *119*, 288–295. [CrossRef]
28. Chapagain, B.P.; Yehoshua, Y.; Wiesman, Z. Desert date (*Balanites aegyptiaca*) as an arid lands sustainable bioresource for biodiesel. *Bioresour. Technol.* **2009**, *100*, 1221–1226. [CrossRef] [PubMed]
29. Hall, J.B. Ecology of a key African multipurpose tree species, *Balanites aegyptiaca* (Balanitaceae): The state-of-knowledge. *For. Ecol. Manag.* **1992**, *50*, 1–30. [CrossRef]
30. Sawadogo, M.; Bambara, L.D.; Blin, J.; Anciaux, D.; Roy, D. Optimization of *Balanites aegyptiaca* seeds supply chain for biofuel production in West Africa sahelian regions. In Proceedings of the 8th International Renewable Energy Congress (IREC), Amman, Jordan, 21–23 March 2017; pp. 1–5.
31. Lhoste, P.; Havard, M.; Vall, É. *La traction Animale*, 1st ed.; QUAE: Versailles, France, 2010.
32. AMASSA, “Manuel d’information sur le transport des produits agricoles au Mali”. AMASSA Afrique Verte Mali: Bamako, 2009. Available online: http://www.afriqueverte.org/r2_public/media/fck/File/Documentation/Outils_informations/cout-transport-cereales-au-mali-2009.pdf (accessed on 6 January 2016).
33. Okia, C.A. *Balanites Aegyptiaca: A Resource for Improving Nutrition and Income of Dryland Communities in Uganda*. Ph.D. Thesis, Prifysgol Bangor University, Bangor, UK, 2010.
34. SP/CPSA. *Etude-Diagnostic sur L’organisation, les Performances et Perspectives de la Filière Niébé Burkinabè*; Ministère de l’Agriculture: Ouagadougou, Burkina Faso, 2002.
35. Allard, B. Evaluation de la Rentabilité Economique de la Filière Jatropha dans la Région de Teriya Bugu (Mali). 2010. Available online: <https://www.fichier-pdf.fr/2012/05/31/2010-estudio-hilera-agro-carburante-jatropha/> (accessed on 12 March 2016).
36. Aviara, N.A.; Mamman, E.; Umar, B. Some Physical Properties of *Balanites Aegyptiaca* Nuts. *Biosyst. Eng.* **2005**, *92*, 325–334. [CrossRef]
37. Mamman, E.; Umar, B.; Aviara, N.A. Effect of Moisture Content and Loading Orientation on the Mechanical Properties of *Balanites Aegyptiaca* Nuts. 2005. Available online: <http://www.cigrjournal.org/index.php/Ejournal/article/view/602> (accessed on 20 June 2016).



© 2018 by the authors. Licensee MDPI, Basel, Switzerland. This article is an open access article distributed under the terms and conditions of the Creative Commons Attribution (CC BY) license (<http://creativecommons.org/licenses/by/4.0/>).