



HAL
open science

Elaboration of hemicellulose-based films: Impact of the extraction process from spruce wood on the film properties

Morad Chadni, Nabil Grimi, Olivier Bals, Isabelle Ziegler-Devin, Stéphane Desobry, Nicolas Brosse

► To cite this version:

Morad Chadni, Nabil Grimi, Olivier Bals, Isabelle Ziegler-Devin, Stéphane Desobry, et al.. Elaboration of hemicellulose-based films: Impact of the extraction process from spruce wood on the film properties. Carbohydrate Research, 2020, 497, pp.108111. 10.1016/j.carres.2020.108111 . hal-02969583

HAL Id: hal-02969583

<https://hal.univ-lorraine.fr/hal-02969583>

Submitted on 30 Aug 2022

HAL is a multi-disciplinary open access archive for the deposit and dissemination of scientific research documents, whether they are published or not. The documents may come from teaching and research institutions in France or abroad, or from public or private research centers.

L'archive ouverte pluridisciplinaire **HAL**, est destinée au dépôt et à la diffusion de documents scientifiques de niveau recherche, publiés ou non, émanant des établissements d'enseignement et de recherche français ou étrangers, des laboratoires publics ou privés.



Distributed under a Creative Commons Attribution - NonCommercial 4.0 International License

1 **Elaboration of hemicellulose-based films: impact of the extraction process**
2 **from spruce wood on the film properties**

3 **Morad Chadni^{a,*}, Nabil Grimi^a, Olivier Bals^a, Isabelle Ziegler-Devin^c, Stéphane Desobry^d,**
4 **Nicolas Brosse^c**

5 ^aSorbonne University, Université de technologie de Compiègne, ESCOM, EA 4297 TIMR, Centre
6 de recherche Royallieu - CS 60 319 - 60 203 Compiègne cedex, France

7 ^bSOFREN, 336 Bureaux de la Coline, Bâtiment A - 7ème étage ; 92213 Saint-Cloud Cedex France

8 ^cUniversité de Lorraine – Faculté des Sciences et Technologies, Laboratoire d’Etudes et de
9 Recherche sur le Matériau Bois – EA 4370, Boulevard des Aiguillettes, BP 70239, 54506
10 Vandœuvre-Lès-Nancy Cedex, France

11 ^dUniversité de Lorraine, LIBio (Laboratoire d’Ingénierie des Biomolécules), F-54000 Nancy,
12 France

13 **Corresponding author: Morad Chadni**

14 Sorbonne Université, Université de Technologie de Compiègne, Laboratoire Transformations
15 Intégrées de la Matière Renouvelable (UTC/ESCOM, EA 4297 TIMR), Centre de recherches
16 Royallieu, CS 60 319, 60 203 Compiègne cedex, France

17 E-mail : chadni.morad@gmail.com

18 Telephone: +33 (0)3 44 23 44 42

19

20

21

22

23

24 **Abstract**

25 In this work, steam explosion (STEX), microwave assisted extraction (MAE) and high
26 voltage electrical discharges (HVED) pretreatments have been evaluated for their impact on
27 the physicochemical characteristics of extracted hemicellulosic polymers and on the resulting
28 hemicellulose-based films. Extraction was carried out on spruce sawdust pre-soaked in water
29 (WPS) or 1 M NaOH solution (SPS). The results have shown that STEEX pretreatment gave
30 the highest hemicellulose yields (64 and 66 mg.g⁻¹ of dry wood from WPS and SPS
31 respectively) followed by MAE and HVED whilst MAE pretreatment produced the highest
32 molecular mass ($M_w \sim 66$ kDa of arabinoglucoronoxylans from SPS and 56 kDa for
33 galactoglucomannans from WPS). A relatively high acetylation degree was found for STEEX
34 WPS (acetylation degree ≈ 0.35) and a high lignin content for STEEX SPS ($\approx 12\%$). Films
35 have been produced by casting using sorbitol as plasticizer. Low oxygen barrier and light
36 transmittance properties were observed for the films obtained from hemicelluloses extracted
37 from SPS due to their high molecular mass and to intermolecular bonding of hemicelluloses
38 and lignin.

39 **Key words:** Hemicelluloses, spruce wood, film formation, pretreatment of biomass, steam
40 explosion

41

42

43

44

45

46

47

48 **Abbreviation**

AD	Acetylation degree
AcGGM	Acetyl-Galactoglucomannan
AD	Acetylation degree
AGX	Arabinoglucoronoxylan
ASL	Acid soluble lignin
ASTM	American Society for Testing and Materials
DW	Dry wood
kDa	Kilo Dalton
GGM	Galactoglucomannans
HPLC	High performance liquid chromatography
HVED	High voltage electrical discharges
M	Mole
MAE	Microwave assisted extraction
OTR	Oxygen transmission rate
PD	Polymerization Degree
RH	Relative humidity
SD	Standard Deviation
SF	Severity Factor
SPS	Sodium hydroxide Pre-soaked Sawdust
STEX	Steam explosion
W	Weight
WPS	Water pre-soaked sawdust

49

50 **1. Introduction**

51 Hemicelluloses represent a very promising resource and are gaining an increasing interest in
52 their recovery and transformation into functional products. Spruce hemicelluloses are
53 composed principally of acetyl-galactoglucomannans (AcGGM) 20 % of wood and
54 arbinoglucuronoxylans (ARX) 5 – 10 % (Timell, 1967). AcGGM has a backbone of β -D-
55 (1 \rightarrow 4) -glucopyranosyl and β -D-(1 \rightarrow 4)-mannopyranosyl units in a linear or slightly branched
56 chain. Single α -D-galactopyranose units are attached to the main chain by (1 \rightarrow 6)-bonds. The
57 mannopyranosyl units are acetylated at C-2 or C-3 with a degree of acetylation \approx 0.5 (Timell,
58 1967) and for water-soluble AcGGM a galactose-to-glucose-to-mannose ratio \approx 0.5–
59 1.1:1:3.5–4.5 (Sjöström, 1993). ARX are composed of a backbone of (1 \rightarrow 4)-linked β -D-
60 xylopyranose units and side groups at C-2 of 4-O-methyl- α -D-glucuronic acid groups on the
61 average of two residues per ten xylose units.

62 One of the most promising applications of polymeric hemicelluloses is the film production
63 because of their film-forming properties, their biocompatibility and biodegradability. The
64 films can be produced by solution-casting from water and a plasticizer such as sorbitol, xylitol
65 or glycerol is usually employed in order to achieve a good film flexibility (Pomes 1971). In
66 addition, like most polysaccharides, hemicelluloses-based films are known to exhibit gas
67 barrier properties especially toward oxygen [2] which makes them interesting for bio-
68 packaging since the oxygen permeability is critical for many food stabilization processes [3].
69 Hartman et al. [4] have developed films with GGM obtained from thermomechanical pulping
70 (TMP) with low oxygen permeability and good mechanical properties using polysaccharides
71 and a plasticizer such as alginate and carboxymethylcellulose. Mikkonen et al. [5] have shown

72 that GGM recovered from TMP process and crosslinked with glyoxal exhibited high
73 mechanical performance and low oxygen permeability and water vapor permeability.

74 The valorization methods of spruce hemicelluloses described in the literature generally rely
75 on the recovery of solubilized hemicelluloses in TMP process by filtration or ethanolic
76 precipitation [6–11]. Studies dedicated to the extraction from wood of high molecular weight
77 hemicelluloses are scarce. The extraction of polymeric hemicelluloses from wood is limited
78 by the structure of the plant cell walls. In fact, the inherent structure and the composition of
79 native lignocellulosic materials make the access to hemicelluloses hindered [12]. Overcoming
80 the recalcitrance of lignocellulosic biomass through physico-chemical pretreatments has been
81 the subject of extensive literature in the context of 2G bioethanol [13,14]. These pretreatments
82 act either by decomposing the structure of the lignin and carbohydrates of the vegetal matrix
83 and/or by creating cracks in the fiber wall to make the cellulose more accessible to enzymes.
84 Hemicelluloses extraction have been described by hydrothermal treatment at high
85 temperatures (≥ 170 °C) [10,15], by chemical extraction (alkaline) [16–19] and ionic liquids
86 [20], by pressured hot water [21,22], and by microwave heat-fractionation (> 180 °C) [23–
87 25].

88 In previous papers, we described the optimization of hemicelluloses extraction from spruce
89 wood using physical activations including steam explosion (STEX), microwave assisted
90 extraction (MAE) and high voltage electrical discharges (HVED) [26–28]. In this work we
91 assessed the effect of these pretreatment technologies on the extraction of high molecular
92 weight hemicelluloses and thus the effect on the resulting films properties. Extracts have been
93 fully characterized, hemicelluloses-based films have been produced by casting and the oxygen
94 permeability, light transmittance and the mechanical properties have been examined. The
95 impact of the pretreatment step on the properties of the hemicelluloses and the films produced
96 is discussed.

97

98

99 **2. Materiel and method**

100 **2.1 Raw material**

101 Spruce sawdust with a particle size of 1 to 5 mm was produced from a spruce tree from the
102 Lorraine region in France and stored at room temperature in sealed polyethylene bags in the
103 dark until extraction. The average moisture content of the raw material was 9.93% w/w. The
104 hemicelluloses content of the sawdust (~30% w/w dry wood) was calculated by analyzing
105 noncellulosic monosaccharides of spruce wood according to NREL/TP-510-42618 method
106 [29].

107 **2.2 Impregnation**

108 For HVED and MAE a mass of 20 g of spruce sawdust was pre-soaked with a solution of 1M
109 sodium hydroxide or water (ratio solid:liquid = 1:7). The sawdust was left for one night 15h
110 before treatment at room temperature. The same procedure was followed for STEX
111 pretreatment, but with 50 g of sawdust instead of 20 g. In next paragraphs, Water Pre-soaked
112 Samples are named (WPS) and Sodium hydroxide Pre-soaked Samples are named (SPS).

113 **2.3 Extraction procedure**

114 **2.3.1 HVED pretreatment**

115 **A. Pretreatment**

116 HVED pretreatment was carried out using a high voltage pulsed power 40 kV-10 kA
117 generator (Basis, Saint Quentin, France), coupled to a 1-liter cylindrical batch treatment
118 chamber. The HVED treatment chamber was equipped with needle-plate geometry electrodes.
119 The diameters of stainless-steel needle and the grounded disk electrodes were 10 and 35 mm,

120 respectively. The distance between the electrodes was 10 mm. The energy was stored in a set
121 of low-inductance capacitors, which were charged by the high-voltage power supply. The
122 electrical discharges were generated by electrical breakdown in the medium of extraction
123 (liquid) at the peak pulse voltage of 40 kV.

124 In all experiments the liquid-to-solid ratio was fixed at 15 (w/w). The HVED generator
125 (40 kV, 10 kA) provided pulses of a sine form with a pulse repetition rate of 0.5 Hz.

126 **B. Diffusion**

127 The diffusion step **was added** in order to facilitate the transfer of hemicelluloses chains from
128 wood matrix to the extracellular medium. Temperature during HVED treatment was 50 °C. In
129 order to maintain mild conditions of extraction (low temperature, low decrease of pH), the
130 diffusion was carried out in an Erlenmeyer flask under reflux at 50°C during 3 h with
131 agitation.

132 A pretreatment at 4 ms was chosen as a reference for extraction with HVED based on
133 previous work [28].

134 **2.3.2 Microwave pretreatment**

135 **A. Pretreatment**

136 MAE experiments for the extraction of hemicelluloses from spruce sawdust were carried out
137 using a microwave laboratory system (230V-50 Hz, NEOS-GR, Milestone, Italy). This mono-
138 mode apparatus operates at 2.45 GHz with maximum delivered power of 900 W regulated in
139 10-Watt increments with a temperature and power feedback/control. This instrument **was**
140 equipped with time controller. The experiments were performed at atmospheric pressure.
141 Time and power were controlled and followed by the software. The MAE experiments were
142 conducted in a glass extraction vessel. The samples were treated for 1h using different

143 selected powers. Indeed, the effects of microwave irradiation, nature of solvent and consumed
144 energy were studied. The liquid-to-solid ratio was fixed at 7 during microwave treatment.

145

146 **B. Diffusion**

147 After microwave treatment, supplementary diffusion step was done by a heating under reflux
148 at low temperature to avoid degradation of polymeric chains (70 °C for 3 h). The liquid-to-
149 solid ratio was fixed at 15 (w/w).

150 A treatment at 573 Watts was chosen as reference for MAE based on previous studies [26].

151 **2.3.3 Steam explosion**

152 Soaked sawdust was placed into a 2-liter reactor with heat jacket and automatic control for
153 steam pressure and sampler residence time. The biomass was treated at different temperatures
154 by injecting a saturated steam into a pressure resistance chamber. After a given reaction time,
155 the steam saturated biomass was released into a discharge tank as well the biomass.

156 A treatment at 190 °C for 10 min was chosen as reference for steam explosion extraction
157 based on previous work [27] .

158 The reference conditions chosen for HVED, MAE, and STEX are based on the previous
159 studies. For each pretreatment, these conditions gave hemicelluloses with the highest
160 molecular mass [26, 27,28].

161 **2.4 Hemicelluloses recovery**

162 After extraction, the obtained suspension was filtered on qualitative filter paper with
163 retention particle size of 5–13 µm (VWR International, Fontenay-sous-Bois, France). The
164 volume and final pH of the extract solutions were measured at room temperature shortly
165 after the extraction. The liquid fraction from 1M NaOH impregnated sawdust was
166 neutralized to a pH of 5.5-6 by a solution of 72 % H₂SO₄. 10 mL were taken from the

167 filtered extract for analyses. The extract solution was concentrated by vacuum evaporation
168 using a water bath at 50 °C. To precipitate high-molecular weight hemicelluloses, four
169 volumes of ethanol (95%) were added to the liquid extracts. The liquid phase was separated
170 from the precipitated hemicelluloses by settling at room temperature and decantation.
171 Hemicelluloses were further separated from the remaining liquid by centrifugation at 3724 g
172 for 10 min at room temperature. The precipitated hemicelluloses were re-dissolved in
173 distilled water and then dialyzed with a dialysis membrane with a cut-off of 3.4 kDa
174 (Spectrum Laboratories, Inc., Rancho Dominguez, CA, USA). Finally, dialyzed
175 hemicelluloses solutions were freeze-dried.
176 Calculated yield represents the weight of recovered hemicelluloses powder related to dry
177 wood weight.

178 **2.5 Measurement of monosaccharides and uronic acids using HAPE-PAD**

179 The monosaccharides content of the soluble fraction was analyzed by ionic chromatography
180 according to NREL/TP-510-42618 procedure. After acid hydrolysis of samples, sugars and
181 uronic acids were quantified by HAPE-PAD (ICS-3000 Dionex, Dionex Corp., Sunnyvale,
182 USA) equipped with a Dionex CarboPac™ PA-20 (3 × 150 mm) analytical column. Filtered
183 (0.20 µm) samples (20 µL) were eluted at 35°C and at 0.4 mL.min⁻¹ with the following
184 composition: pure water 99.2 %/250 mM NaOH 0.8%: 0–20 min; pure water 75 %/250 mM
185 NaOH 20%/ NaOCOCH₃ (1 M)- NaOH (20 mM) 5% 20–37 min; and pure water 40%/250
186 mM NaOH 20%/NaOCOCH₃ (1 M)- NaOH (20 mM) 40 % 37–41 min. Each elution was
187 followed by a wash and a subsequent equilibration step. External sugar and uronic acid
188 standards were used for calibration (7 points per curve). The reagents and standards are
189 provided by Sigma-Aldrich and Fisher Scientific.

190 **2.6 Acetyl content**

191 Acetyl content of extracted hemicelluloses was calculated by measuring the acetic acid
192 concentration after a saponification reaction. Acetic acid was analyzed according to
193 NREL/TP-510-42623 method using an Ultimate 3000 HPLC system.

194 Acetic acid was separated in 45 min on an Agilent Hi-Plex H column at 55 °C with an
195 isocratic flow rate of 0.4 mL.min⁻¹ with sulfuric acid (5. 10⁻³ M) as an eluant and detected by
196 UV at 210 nm. An external calibration was performed with six calibration points per standard.
197 Reagents and standards were provided by Sigma-Aldrich.

198 **2.7 Gel filtration chromatography**

199 A Shimadzu Prominence HPLC system was used to estimate the relative molecular weight
200 distribution of hemicelluloses by gel permeation chromatography. The stationary phase was
201 composed of two columns linked in series: Phenomenex Polysep GFC-P as a guard column
202 (7.8×35 mm), Phenomenex Polysep GFC-P3000 and GFC-P2000 as analytical columns
203 (7.8×300 mm). Sodium nitrate (0.25 M) was used as an eluent with a 0.5 mL.min⁻¹ flow rate.
204 Samples were solubilized in sodium nitrate (0.25 M) solution and filtered (0.45 µm) and 20
205 µL are injected. Samples were separated at 30 °C and detection was done with a Refractive
206 Index Detector (Shimadzu RID-20A). Solutions (1 mg.ml⁻¹) of dextran standards with
207 molecular weights of 1; 5; 12; 24; 50 and 80 kDa were used to prepare the calibration curve.

208 **2.8 Soluble lignin**

209 The acid-soluble lignin (ASL) content of hemicelluloses was determined by solubilizing
210 hemicelluloses and measuring the absorbance at 205 nm according to the laboratory analytical
211 procedure (LAP) provided by the National Renewable Energy Laboratory [29]

$$212 \quad \% \text{ ASL} = \frac{(Abs_{205 \text{ nm}} \times V_t \times Dilution \times 100)}{\epsilon \times DM_i \times Pathlength} \quad Eq. (1)$$

213 where V_t is the total volume of sample (L); ϵ is the absorptivity of biomass at specific
214 wavelength and DM_i is the initial dry matter (g).

2.9 Preparation of films

Films were prepared from hemicelluloses extracted by pretreatments according to the proposed procedure of Mikkonen (2010). Hemicelluloses powder were dispersed in distilled water (10 g.L^{-1}) under magnetic stirring at $90 \text{ }^\circ\text{C}$ for 10 min. Sorbitol was then added at 40 wt% of the weight of hemicelluloses. Sorbitol was used as plasticizer for all films, because was recently shown in hemicellulose films to result in more stable plasticization (less migration of plasticizer) [30]. The suspension was dispersed a second time under magnetic stirring at $60 \text{ }^\circ\text{C}$ for 5 min, then degassed by ultrasonication, cast into Teflon Petri dishes, and dried at $60 \text{ }^\circ\text{C}$.

2.10 Characterization of films

2.10.1 Mechanical properties

The mechanical properties of the prepared films were determined at 46 % RH using a universal testing machine Lloyd instrument (AMETEK, United Kingdom) according to ASTM D882. These properties consisted of elongation at break (%), tensile strength (kPa) and Young's modulus (kPa). Sample films of $2 \text{ cm} \times 6 \text{ cm}$ (analyzed area = $3.5 \text{ cm} \times 2 \text{ cm}$) uniaxially stretched (with a constant speed of 10 mm.min^{-1}). The stress–strain curves were recorded and analyzed with Nexygen software.

2.10.2 Oxygen permeability determination

A. Oxygen transmission rate

The oxygen transmission rate (OTR) was measured with an oxygen permeation analyzer (8001 Oxygen Permeation Analyzers, SYSTECH Illinois) at $23 \text{ }^\circ\text{C}$ and 0 % RH. The apparatus allows a direct measurement of the oxygen without using complex extrapolations. The oxygen permeability (OP) ($\text{cm}^3 \cdot \mu\text{m} \cdot \text{m}^{-2} \cdot \text{day}^{-1} \cdot \text{kPa}^{-1}$) was then calculated by the following equation:

239
$$OP = OTR \times \frac{X}{\Delta p} \qquad Eq. (2)$$

240 where, X is the film thickness (μm) and Δp is the partial pressure difference of O_2 across the
241 film (kPa).

242

243

244 **B. Thickness measurement**

245 The thickness of the films was photographed by a scanning electron microscope (HITACHI,
246 TM 3000). The thickness of the films was then measured by the software (Image Pro
247 Premier). No preparation was made before the analysis, the films were cut in the form of
248 small rectangles and placed directly on the microscope. The thickness was taken in 3 points
249 on each film and then the average of three films was calculated (μm).

250 **2.10.3 Light transmittance**

251 The light transmittances of the films were scanned from 190 to 900 nm wavelength using a
252 Shimadzu UV-vis spectrophotometer (Libra S32, Biochrom, Lagny-sur- Marne, France).

253 **2.11 Statistical analysis**

254 All experiments were conducted at least in duplicates. The means and error bars were
255 calculated and were represented in all figures.

256

257

258

259

260
261
262
263
264
265
266
267
268
269
270
271
272
273
274
275
276
277
278
279
280
281
282

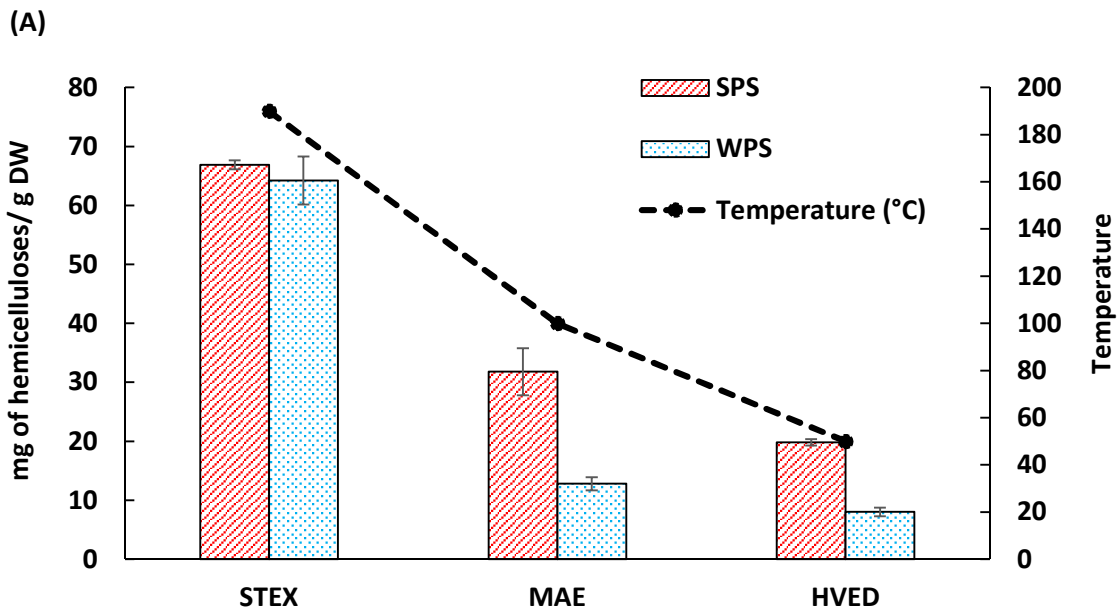
3. Results and discussion

3.1 Hemicelluloses extraction yields and molecular weights

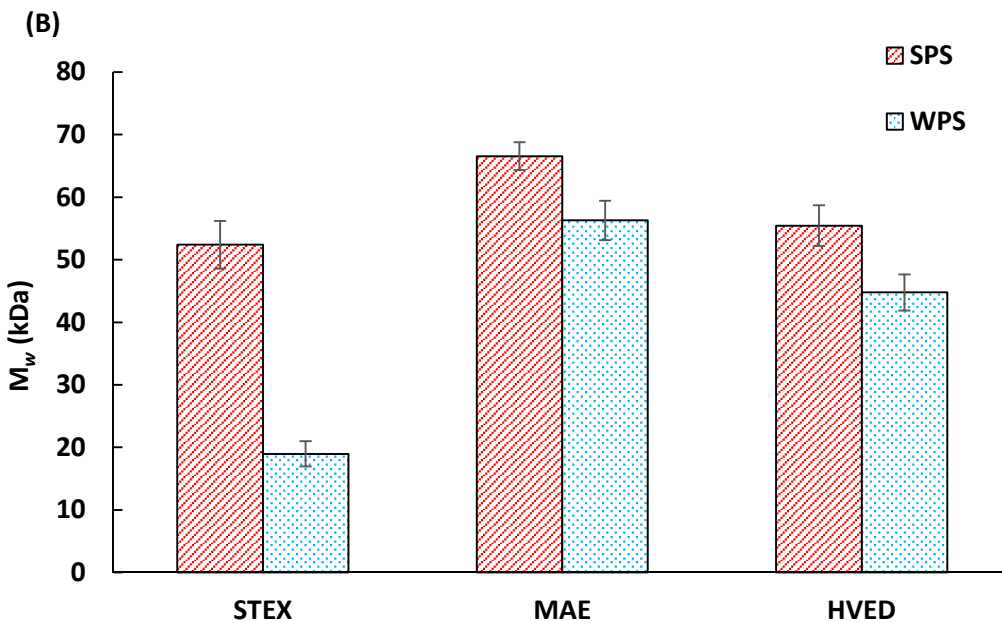
Fig. 1 shows the extraction yields and molecular weight of polymeric hemicelluloses recovered after neutral and basic pretreatment (WPS and SPS respectively). Three different pretreatment technologies have been compared: steam explosion (190 °C, 10 min), microwave at atmospheric pressure (100°C, 1 h) and high voltage electrical discharges (50 °C, 4 ms).

It appears from Fig. 1. A that STEX gave higher extraction yields (64 and 66 mg.g⁻¹ DW for WPS and SPS respectively) than MAE (12.8 and 31.8 mg.g⁻¹ DW for WPS and SPS respectively) and HVED (8 and 19.8 mg.g⁻¹ DW for WPS and SPS respectively). STEX relies on the extraction of hemicelluloses chains from wood matrix by autohydrolysis (due to an auto-catalyzed acid hydrolysis). During the steaming stage of STEX performed at 190 °C - 10 min after a water impregnation (WPS), hemicelluloses carboxylic acids generated acidic conditions which are responsible for the hydrolysis of glycosidic bonds. As a result, hemicellulosic chains with a relatively low molecular weight ($M_w \sim 20$ kDa) (Fig. 1. B) and high amount of monomer sugars (2 mg. g⁻¹ DW) have been isolated. For basic impregnation (SPS), significantly higher molecular mass of hemicelluloses ($M_w \sim 52.4$ kDa) have been recovered associated with a lower concentration of monosaccharides (less than 0.1 mg. g⁻¹ DW).

283 The molecular weight of hemicelluloses extracted by MAE (56.30 kDa and 66 kDa from WPS
284 and SPS fraction respectively) were higher than those obtained by STEX and HVED. Based
285 on literature data, microwave irradiations involve the disruption of wood fibers which is due
286 to the selective interaction of microwaves with the inhomogeneous lignocellulosic materials
287 [31]; The HVED pretreatment gave hemicelluloses with $M_w \approx 44.7$ and 55.4 kDa from WPS
288 and SPS fraction respectively. HVED pretreatment primarily relies only on the physical and
289 mechanical effects caused by electrical discharges since the reached temperature during the
290 pretreatment is relatively low (50 °C). The application of HVED-treatment results in
291 generation of shockwaves. These shockwaves may play an important role in the raw material
292 fragmentation, thus facilitating hemicelluloses extraction [32]. The formation of the shock
293 waves in liquid medium is often followed by the formation of cavitation bubbles. The
294 combined effect of shockwaves and cavitation bubbles may improve the disruption and the
295 destabilization of cell walls [32–34].



296



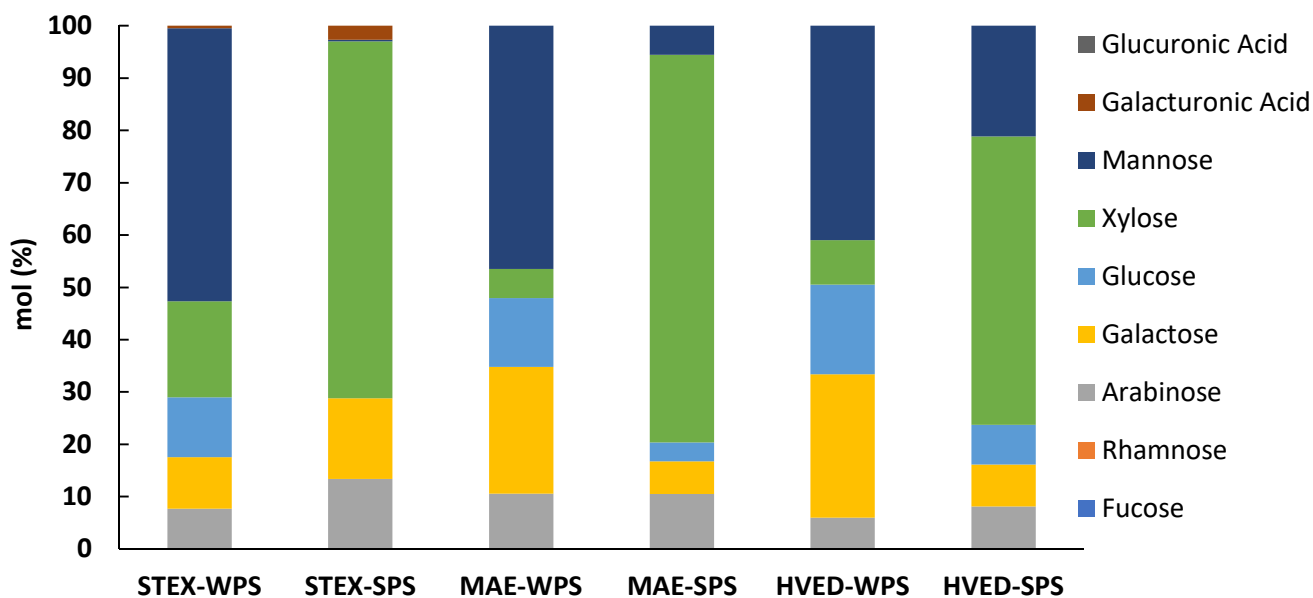
297

298 Fig. 1. Yield of extraction of hemicelluloses (A) and molecular mass analysis (B).

299 **3.2 Sugar composition, acetylation degree and phenolics content of extracted**
 300 **hemicelluloses**

301 The monomeric sugar compositions of the hemicellulosic fractions have been established after
 302 acid hydrolysis by ionic chromatography. From Fig. 2 it appears that the presoaking
 303 conditions strongly influenced the selectivity of extraction. For WPS, mannose is the

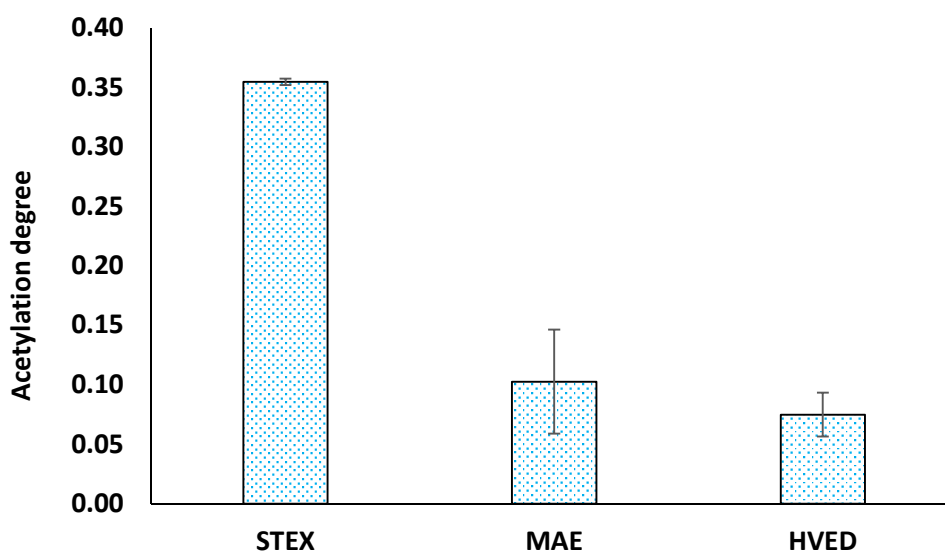
304 dominant sugar (41–52%), followed by galactose (10–28%), glucose (12–18%). Concerning
 305 SPS, xylose and arabinose are the most abundant (55–69% and 8–13% respectively), and
 306 mannose is present in low amounts. These observations are in agreement with those reported
 307 by Perez et al. [35] who have found that spruce hemicelluloses extracted in acidic conditions
 308 are primarily composed of galactoglucomannans with a high proportion of mannans (at least
 309 45%, up to 57%), then glucans (16 to 25%) and galactans (13 to 19%). Some arabinoxylans
 310 are also present (>15%), while, the hemicelluloses obtained in basic conditions are a mixture
 311 of arabinoxylans and galactoglucomannans with a heavily contamination with lignin (> 18%).
 312 According to Svard et al. [36], the sugar composition of hemicelluloses extracted from
 313 lignocellulosic biomass is a function of the extraction pH because their solubility is affected
 314 by the substituents on the polymeric chain [37]. As a result, neutral and acidic media could
 315 promote the solubilization of water soluble AcGGM [25]. On the other hand, basic medium
 316 yielded a xylose-rich extract because of the methyl glucuronic acid and arabinose substituents
 317 of AGX [38,39]. It can also be observed that with STEX-WPS and HVED-SPS, higher
 318 amounts of xylose and mannose were detected respectively.



3

320 Fig. 2. Sugar composition of extracted hemicelluloses from WPS (A) and SPS (B)

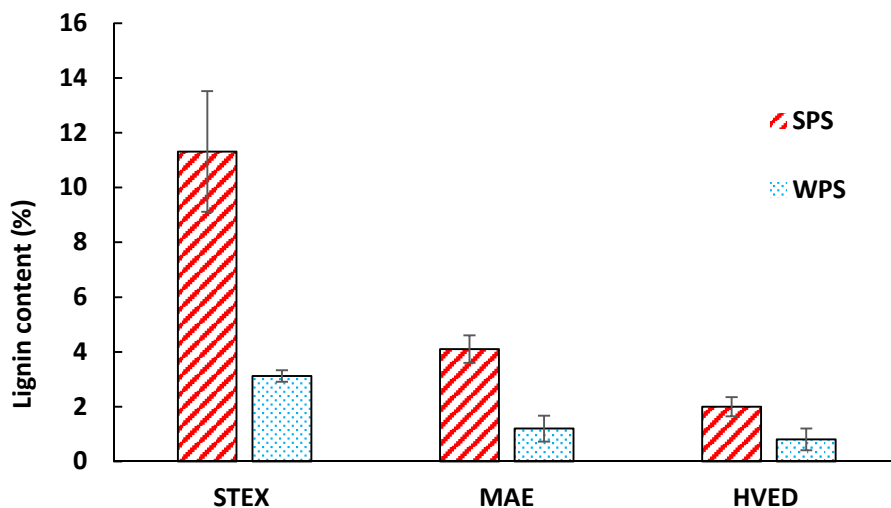
321 The acetylation degree of extracted hemicelluloses from WPS has been determined by HPLC
322 after saponification and are given in Fig. 3. The molar Ac/Man ratios were used as a measure
323 for the acetylation degree (AD). As expected, hemicelluloses recovered from SPS are totally
324 deacetylated due to the saponification of acetyl moieties in basic conditions (results are not
325 shown). After water presoaking, the AD for hemicelluloses extracted by STEX (AD = 0.36) is
326 closed to the values reported for native AcGGM, determined by NMR and titration methods
327 [8,40] and higher compared to those reported in previous studies for AcGGM recovered from
328 TMP process and from spruce wood [41,42]. Hemicelluloses from MAE and HVED
329 displayed a lower AD (0.1 and 0.07 respectively). From this result, it can be concluded that
330 STEX pretreatment allows to extract slightly modified and highly acetylated AcGGM
331 oligomers from spruce.



332
333 Fig. 3. Acetylation degree of extracted hemicelluloses from WPS

334 The hemicellulosic fractions recovered after precipitation and dialysis contained minor
335 amounts of lignin. As shown in Fig. 4, the lignin content is a function of the extraction
336 conditions. Higher amounts of lignin were detected for hemicelluloses extracted from SPS.
337 This can be explained by the well-known delignification reactions in basic media, producing
338 small fragments of soda lignin recovered in the liquid stream with the polysaccharides. Higher

339 lignin contents were observed for STEX compared to MAE and HVED because of the higher
340 temperature used during the steaming step. The presence of lignin fraction co-extracted with
341 hemicelluloses in basic conditions (lignin-hemicellulose complexes), may restrict the
342 dissolution of certain hemicellulose fractions especially for (STEX SPS) and could affect their
343 molecular mass.



344


Fig. 4. Lignin content of extracted hemicelluloses

345

3.3 Characterization of films

346

347 The extracted hemicelluloses from each pretreatment and from both conditions (SPS and
348 WPS) were used to prepare films by a casting procedure in the presence of 40% of sorbitol
349 used as a plasticizer. The resulting films (Fig. 5) have been analyzed in terms of oxygen
350 permeability, mechanical strength and light transmittance and then compared to starch film.



351

Fig. 5. Aspect of film made from hemicelluloses extracted from SPS.

352

3.3.1 Mechanical strength

353

354 Results of mechanicals tests are given in Table 1. Elongation at break is the ratio between

355 changed length and initial length after breakage of the film (elastic and plastic deformations).

356 This factor indicates the ability of the film to resist to the changes of the shape without

357 cracking. The highest elongation was found for MAE SPS (6.55%) followed by HVED SPS

358 (6.3%), HVED WPS (5.65%) and MAE WPS (4.95%). The elongation of starch film was

359 8.45%. Films from STEX showed low elongation, especially for STEX WPS, which is due

360 principally to the low molecular weight of hemicelluloses ($M_w \sim 14$ kDa). Considering the

361 films composition (cf. Fig. 4), the higher lignin content of films obtained after STEX SPS

362 might be responsible for their lower mechanical properties. In accordance with Westbye et al.

363 (2007), the relatively high lignin content in the hemicelluloses extract ($\approx 11\%$ w/w, Fig. 4)

364 could impact the film formation and decrease its mechanical performance because of lignin

365 agglomeration and uniform dispersion that had a negative effect on the mechanical strength of

366 films.

367 Tensile tests measure the force required to break the sample and the extent to which the

368 specimen stretches or elongates to that breaking point. The tensile strength of films was

369 interestingly found to be independent on the type of pretreatment and the composition of
370 hemicelluloses. In comparison, the tensile strength of films from hemicelluloses extracted
371 from SPS was higher than those from WPS. Thus, the tensile strength of HVED SPS (16.48
372 MPa) films was higher compared to STEX SPS and MAE SPS films (8.85 and 8.44 MPa
373 respectively).

374 Mikkonen et al. [5] have found that the tensile strength and the elongation at break of films is
375 dependent on the degree of polymerization (DP) of hemicellulose chains. The elongation at
376 break of guar gum-based films reached a maximum at medium low polymerization, and the
377 tensile strength reached a maximum at medium high and medium low polymerization. In our
378 study a DP between 254 and 406 was found to be the optimum value for high elongation at
379 break ($> 4.95\%$) which match with HVED SPS, HVED WPS, MW WPS and MAE WPS
380 films. The high amount of lignin in STEX SPS films reduces its elongation at break. The
381 highest value of tensile strength was for HVED SPS films (16.48 MPa) which means that DP
382 of 338 is the optimum value for high tensile strength.

383 Young's modulus (E) is a mechanical property that measures the stiffness of a solid material.
384 The values of E was very close for all films made from hemicelluloses extracted in basic
385 medium due to their high DP (>238). For STEX WPS film, the Young's modulus is very low
386 ($E = 42.4$ MPa) due to the lowest DP of hemicelluloses (DP = 85).

387 The mechanical properties of pure spruce hemicellulose films can be improved by mixing
388 them with other polysaccharides. For example, addition of microfibrillated cellulose (MFC) as
389 reinforcement can enhance film performance. GGM from spruce reinforced with MFC gave
390 films with a high Young's modulus (0.8–1 GPa) and elongation at break at 3–5% [43].
391 Arabinoxylan from rye blended with MFC resulted in higher film characteristics (Young's
392 modulus: 2–2.5 GPa and elongation at break: 5–10%) [44].

Table 1: Mechanical properties of hemicellulose films

	Young's Modulus (MPa)		Tensile Strength (MPa)		Elongation at break (%)	
	Average	SD	Average	SD	Average	SD
HVED WPS	149.5	19.1	3.0	0.2	5.7	0.3
HVED SPS	402.4	5.0	16.5	1.3	6.3	0.5
MAE WPS	255.1	20.1	5.2	0.0	5.0	0.3
MAE SPS	331.4	15.0	8.4	2.8	6.6	0.4
STEX WPS	42.4	2.3	0.9	0.1	3.3	0.0
STEX SPS	366.3	0.2	8.9	0.0	0.1	0.1
Starch	1279.1	46.1	23.1	2.2	8.5	0.0

3.3.2 Oxygen permeability

396 Polysaccharides are generally a good oxygen barrier. The hydrogen bonds of polysaccharides
397 contribute to good packing of the material and thus a low permeability of gas. The oxygen
398 permeability (OP) of prepared films is shown in Table 2. The results show that values of the
399 OP of films from hemicelluloses are lower than $10 \text{ cm}^3 \cdot \mu\text{m} \cdot \text{day}^{-1} \cdot \text{kPa}^{-1}$, thus they can be
400 considered as a good oxygen barrier for food packaging [45]. The oxygen permeability of
401 films made from hemicelluloses extracted from SPS is slightly lower than those extracted
402 from WPS. The high amount of lignin present in these films and the sugar composition of
403 hemicelluloses can explain this difference. In fact, it was reported that the presence of lignin
404 and native intermolecular and intramolecular hemicelluloses–lignin interactions in
405 hemicellulose-based coatings applied on polyethylene terephthalate films decrease the OP up
406 to more than 5-fold compared with the coatings obtained with purified spruce hemicelluloses

407 [46]. This property of lignin could provide a new application of spruce hemicelluloses without
408 delignification of wood or high refining procedure. In this sense, the pretreatment with STEX
409 of SPS might be thought to be more advantageous compared to other pretreatments since the
410 lignin contents of these hemicelluloses was significantly higher and could lead to better
411 oxygen barrier properties on the basis of our results and those reported by Zhu Ryberg et al.
412 [46] and Bahcegul et al. [47].

413 The type of pretreatment (STEX, MAE, HVED) did not significantly affect the OP of the
414 resulting films. The OP of spruce hemicellulose films in our study are near to films from
415 AcGGM–alginate ($0.6 \text{ cm}^3 \cdot \mu\text{m} \cdot \text{day}^{-1} \cdot \text{kPa}^{-1}$) [4], Rye bran arabinoxylan ($0.87 \text{ cm}^3 \cdot \mu\text{m} \cdot \text{day}^{-1} \cdot \text{kPa}^{-1}$ at 50 % RH) [48] and lower than those from Konjac tuber glucomannan ($6.1 \text{ cm}^3 \cdot \mu\text{m} \cdot \text{day}^{-1} \cdot \text{kPa}^{-1}$ at 50 % RH) [30], Locust bean galactomannan ($18 \text{ cm}^3 \cdot \mu\text{m} \cdot \text{day}^{-1} \cdot \text{kPa}^{-1}$ at RH 50–75%) [30]. Furthermore the OP obtained for those films are lower than those of
419 conventional petroleum-based barrier materials at (23 °C - 50 % RH), such as polyethylene
420 terephthalate $1,000\text{-}5,000 \text{ cm}^3 \cdot \mu\text{m} \cdot \text{m}^{-2} \cdot \text{day}^{-1} \cdot \text{atm}^{-1}$ which correspond to $10\text{-}50 \text{ cm}^3 \cdot \mu\text{m} \cdot \text{m}^{-2} \cdot \text{day}^{-1} \cdot \text{kPa}^{-1}$, and polypropylene $50,000\text{-}10,000 \text{ cm}^3 \cdot \mu\text{m} \cdot \text{m}^{-2} \cdot \text{day}^{-1} \cdot \text{atm}^{-1}$ which correspond to $500\text{-}100 \text{ cm}^3 \cdot \mu\text{m} \cdot \text{m}^{-2} \cdot \text{day}^{-1} \cdot \text{kPa}^{-1}$ [49].

423

424

425

426

427

428

429

Table 2: Oxygen permeability of films

Film	OP ($\text{cm}^3 \cdot \mu\text{m} \cdot \text{m}^{-2} \cdot \text{day}^{-1} \cdot \text{kPa}^{-1}$)	
	Average	SD
HVED SPS	0.75	2.25E-03
HVED WPS	0.83	2.25E-03
STEX SPS	0.73	4.50E-03
STEX WPS	0.80	2.25E-03
MAE SPS	0.67	0.00E+00
MAE WPS	0.81	2.25E-03
Starch	0.7	0.00E+00

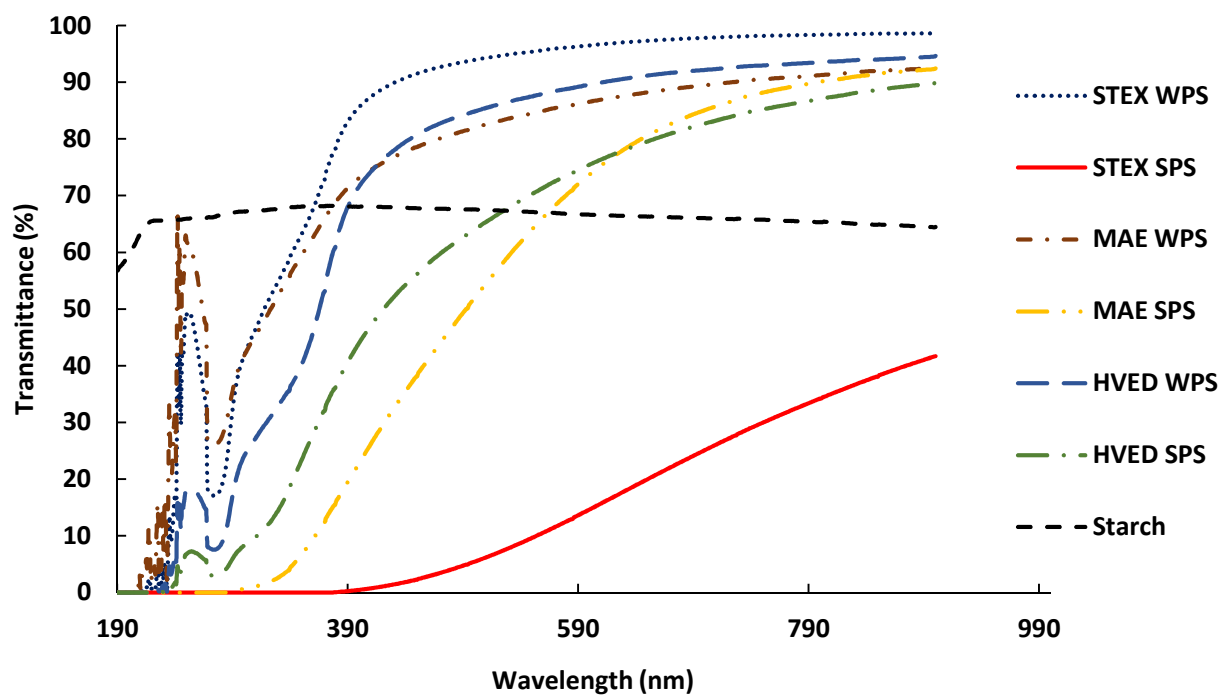
431

432

3.3.3 Light transmittance

433 Light exposure may lead to some adverse effects on foods. It is well known that the light
 434 exposure may catalyze some reactions which are considered to be complex in nature and the
 435 most-pronounced effects are observed with light in the lower wavelengths of the visible
 436 spectrum and in the UV spectrum [50]. The damage caused by light exposure on food may be
 437 summarized as the oxidation of fats and oils, the formation of unpleasant off-flavors, losses of
 438 vitamins A, B, C and the discoloration of pigments [50]. Fig. 6 shows that hemicellulose-
 439 based films block the light transmission mostly in UV region (190-400 nm). In accordance
 440 with the lignin contents and the colors of the films, WPS- films are almost transparent in the
 441 visible area of spectrum in contrast to films produced from hemicelluloses extracted in basic
 442 medium (11.3, 4.1 and 2 % for STEX-SPS, MAE-SPS and HVED-SPS hemicelluloses
 443 respectively). Film from starch did not affect the light transmittance significantly in the UV

444 region. All GGM containing films showed a drop in the UV region (278 nm). Films rich with
445 ARX and lignin are opaque in the UV region of the spectra.



446

447 Fig. 6. Light transmittance of films

448

449

450

451

452

453

454

455

456

457

458

459 **Conclusion**

460 The extraction of polymeric hemicelluloses by steam explosion, high voltage electrical
461 discharges and microwave assisted extraction pretreatments of impregnated spruce sawdust
462 was investigated. The study has shown that the impregnation in water have promoted the
463 solubilization of GGM with low lignin content ($\% \text{ ASL} < 3.12 \%$) while the impregnation in
464 basic solution has promoted the solubilization of ARX with a higher lignin contamination ($2 <$
465 $\text{ASL} \% < 11.5$). The results have shown that the operating conditions of pretreatment
466 especially temperature and pH, were the main reason behind the differences of yield and
467 molar mass observed between pretreatments. STEX was found to be more efficient for the
468 extraction of high amounts of low molecular mass hemicellulose chains followed by MAE
469 and HVED. Films prepared from hemicelluloses with high content of lignin (STEX SPS)
470 present a good barrier property and a very low light transmittance, but weaker mechanical
471 strength. Films from HVED pretreatments also present a good barrier to oxygen and have a
472 good mechanical characteristic compared to MAE and STEX films.

473

474 **Acknowledgment:**

475 This work was financially supported by SOFREN Company and ANRT “Agence National de
476 la Recherche et de la Technologie”. The authors appreciate the financial support from
477 SOFREN and ANRT. LERMAB is supported by the French National Research Agency
478 through the Laboratory of Excellence ARBRE (ANR-12- LABXARBRE-01). LIBio is
479 acknowledged for the assistance in films characterization.

480

481

482

483 **References**

- 484 [1] A.F. Pomes, Zein in encyclopedia of polymer science and technology, *Plast. Resins Rubbers*
485 *Fibers*. 15 (1971) 125–132.
- 486 [2] N.M.L. Hansen, D. Plackett, Sustainable Films and Coatings from Hemicelluloses: A Review,
487 *Biomacromolecules*. 9 (2008) 1493–1505. <https://doi.org/10.1021/bm800053z>.
- 488 [3] K.S. Miller, J.M. Krochta, Oxygen and aroma barrier properties of edible films: A review,
489 *Trends Food Sci. Technol.* 8 (1997) 228–237. [https://doi.org/10.1016/S0924-2244\(97\)01051-0](https://doi.org/10.1016/S0924-2244(97)01051-0).
- 490 [4] J. Hartman, A.-C. Albertsson, M.S. Lindblad, J. Sjöberg, Oxygen barrier materials from
491 renewable sources: Material properties of softwood hemicellulose-based films, *J. Appl. Polym.*
492 *Sci.* 100 (2006) 2985–2991. <https://doi.org/10.1002/app.22958>.
- 493 [5] K.S. Mikkonen, H. Rita, H. Helén, R.A. Talja, L. Hyvönen, M. Tenkanen, Effect of
494 Polysaccharide Structure on Mechanical and Thermal Properties of Galactomannan-Based Films,
495 *Biomacromolecules*. 8 (2007) 3198–3205. <https://doi.org/10.1021/bm700538c>.
- 496 [6] A. Andersson, T. Persson, G. Zacchi, H. Stålbrand, A.-S. Jönsson, Comparison of diafiltration
497 and size-exclusion chromatography to recover hemicelluloses from process water from
498 thermomechanical pulping of spruce, *Appl. Biochem. Biotechnol.* 137–140 (2007) 971–983.
499 <https://doi.org/10.1007/s12010-007-9112-9>.
- 500 [7] T. Hannuksela, P. Fardim, B. Holmbom, Sorption of spruce O-acetylated galactoglucomannans
501 onto different pulp fibres, *Cellulose*. 10 (2003) 317–324.
502 <https://doi.org/10.1023/A:1027399920427>.
- 503 [8] T. Hannuksela, C. Hervé du Penhoat, NMR structural determination of dissolved O-acetylated
504 galactoglucomannan isolated from spruce thermomechanical pulp, *Carbohydr. Res.* 339 (2004)
505 301–312. <https://doi.org/10.1016/j.carres.2003.10.025>.
- 506 [9] Pranovich, Separation and preparative isolation of galactoglucomannan from TMP-water., *Rep.*
507 *C13-95 A° Bo Akad. Univ. Lab. For. Prod. Chem. TurkuA° Bo Finl.* (1995).
- 508 [10] T. Song, A. Pranovich, B. Holmbom, Hot-water extraction of ground spruce wood of different
509 particle size, *BioResources*. 7 (2012) 4214–4225. <https://doi.org/10.15376/biores.7.3.4214-4225>.
- 510 [11] S. Willför, R. Sjöholm, C. Laine, M. Roslund, J. Hemming, B. Holmbom, Characterisation of
511 water-soluble galactoglucomannans from Norway spruce wood and thermomechanical pulp,
512 *Carbohydr. Polym.* 52 (2003) 175–187. [https://doi.org/10.1016/S0144-8617\(02\)00288-6](https://doi.org/10.1016/S0144-8617(02)00288-6).
- 513 [12] Sjöström, *Wood Chemistry*, Elsevier, 1993. <https://doi.org/10.1016/C2009-0-03289-9>.

- 514 [13] P. Alvira, E. Tomás-Pejó, M. Ballesteros, M.J. Negro, Pretreatment technologies for an efficient
515 bioethanol production process based on enzymatic hydrolysis: A review, *Bioresour. Technol.*
516 101 (2010) 4851–4861. <https://doi.org/10.1016/j.biortech.2009.11.093>.
- 517 [14] C. Conde-Mejía, A. Jiménez-Gutiérrez, M. El-Halwagi, A comparison of pretreatment methods
518 for bioethanol production from lignocellulosic materials, *Process Saf. Environ. Prot.* 90 (2012)
519 189–202. <https://doi.org/10.1016/j.psep.2011.08.004>.
- 520 [15] J. Krogell, E. Korotkova, K. Eränen, A. Pranovich, T. Salmi, D. Murzin, S. Willför,
521 Intensification of hemicellulose hot-water extraction from spruce wood in a batch extractor –
522 Effects of wood particle size, *Bioresour. Technol.* 143 (2013) 212–220.
523 <https://doi.org/10.1016/j.biortech.2013.05.110>.
- 524 [16] P. Capek, M. Kubacková, J. Alföldi, L. Bilisics, D. Lisková, D. Kákoniová,
525 Galactoglucomannan from the secondary cell wall of *Picea abies* L. Karst, *Carbohydr. Res.* 329
526 (2000) 635–645.
- 527 [17] I. Gabrieli, P. Gatenholm, W.G. Glasser, R.K. Jain, L. Kenne, Separation, characterization and
528 hydrogel-formation of hemicellulose from aspen wood, *Carbohydr. Polym.* 43 (2000) 367–374.
529 [https://doi.org/10.1016/S0144-8617\(00\)00181-8](https://doi.org/10.1016/S0144-8617(00)00181-8).
- 530 [18] S.F. Curling, P.A. Fowler, C.A.S. Hill, Development of a method for the production of
531 hemicellulosic gels from Sitka spruce, *Carbohydr. Polym.* 69 (2007) 673–677.
532 <https://doi.org/10.1016/j.carbpol.2007.02.003>.
- 533 [19] C. Alvarez-Vasco, X. Zhang, Alkaline hydrogen peroxide pretreatment of softwood:
534 Hemicellulose degradation pathways, *Bioresour. Technol.* 150 (2013) 321–327.
535 <https://doi.org/10.1016/j.biortech.2013.10.020>.
- 536 [20] I. Anugwom, P. Mäki-Arvela, P. Virtanen, S. Willför, R. Sjöholm, J.-P. Mikkola, Selective
537 extraction of hemicelluloses from spruce using switchable ionic liquids, *Carbohydr. Polym.* 87
538 (2012) 2005–2011. <https://doi.org/10.1016/j.carbpol.2011.10.006>.
- 539 [21] T. Song, A. Pranovich, I. Summerskiy, B. Holmbom, Extraction of galactoglucomannan from
540 spruce wood with pressurised hot water, *Holzforschung.* 62 (2008) 659–666.
541 <https://doi.org/10.1515/HF.2008.131>.
- 542 [22] G. Gallina, Á. Cabeza, H. Grénman, P. Biasi, J. García-Serna, T. Salmi, Hemicellulose
543 extraction by hot pressurized water pretreatment at 160°C for 10 different woods: Yield and
544 molecular weight, *J. Supercrit. Fluids.* (2017). <https://doi.org/10.1016/j.supflu.2017.10.001>.
- 545 [23] T.A. Gulbrandsen, I.A. Johnsen, M.T. Opedal, K. Toven, K. Øyaas, A. Pranovich, J.-P. Mikkola,
546 B.H. Hoff, Extracting hemicelluloses from softwood and bagasse as oligosaccharides using pure
547 water and microwave heating, *Cell Chem Tech.* 49 (2015) 117–126.
- 548 [24] M. Palm, G. Zacchi, Extraction of hemicellulosic oligosaccharides from spruce using microwave
549 oven or steam treatment, *Biomacromolecules.* 4 (2003) 617–623.
550 <https://doi.org/10.1021/bm020112d>.

- 551 [25] J. Lundqvist, A. Teleman, L. Junel, G. Zacchi, O. Dahlman, F. Tjerneld, H. Stålbrand, Isolation
552 and characterization of galactoglucomannan from spruce (*Picea abies*), *Carbohydr. Polym.* 48
553 (2002) 29–39. [https://doi.org/10.1016/S0144-8617\(01\)00210-7](https://doi.org/10.1016/S0144-8617(01)00210-7).
- 554 [26] M. Chadni, O. Bals, I. Ziegler-Devin, N. Brosse, N. Grimi, Microwave-assisted extraction of
555 high-molecular-weight hemicelluloses from spruce wood, *Comptes Rendus Chim.* (2019).
556 <https://doi.org/10.1016/j.crci.2019.07.002>.
- 557 [27] M. Chadni, N. Grimi, O. Bals, I. Ziegler-Devin, N. Brosse, Steam explosion process for the
558 selective extraction of hemicelluloses polymers from spruce sawdust, *Ind. Crops Prod.* 141
559 (2019) 111757. <https://doi.org/10.1016/j.indcrop.2019.111757>.
- 560 [28] M. Chadni, N. Grimi, I. Ziegler-Devin, N. Brosse, O. Bals, High voltage electric discharges
561 treatment for high molecular weight hemicelluloses extraction from spruce, *Carbohydr. Polym.*
562 222 (2019) 115019. <https://doi.org/10.1016/j.carbpol.2019.115019>.
- 563 [29] NREL/TP-510-42618, B. Hames, R. Ruiz-Peinado, C. Scarlata, W.J. Sluiter, D. Templaton, A.D.
564 Crocker, M.D. Sluiter, Determination of structural carbohydrates and lignin in biomass,
565 Technical Report NREL/TP-510-42618, National Renewable Energy Laboratory, Golden, CO,
566 (2010). <https://www.scienceopen.com/document?vid=a3e04a5d-b049-4506-9739-b0c71a39b992>
567 (accessed October 8, 2018).
- 568 [30] K.S. Mikkonen, M.I. Heikkilä, H. Helén, L. Hyvönen, M. Tenkanen, Spruce
569 galactoglucomannan films show promising barrier properties, *Carbohydr. Polym.* 79 (2010)
570 1107–1112. <https://doi.org/10.1016/j.carbpol.2009.10.049>.
- 571 [31] Z. Hu, Z. Wen, Enhancing enzymatic digestibility of switchgrass by microwave-assisted alkali
572 pretreatment, *Biochem. Eng. J.* 38 (2008) 369–378. <https://doi.org/10.1016/j.bej.2007.08.001>.
- 573 [32] N. Boussetta, M. Turk, C. De Taeye, Y. Larondelle, J.L. Lanoisellé, E. Vorobiev, Effect of high
574 voltage electrical discharges, heating and ethanol concentration on the extraction of total
575 polyphenols and lignans from flaxseed cake, *Ind. Crops Prod.* 49 (2013) 690–696.
576 <https://doi.org/10.1016/j.indcrop.2013.06.004>.
- 577 [33] J.R. Sarkis, N. Boussetta, C. Blouet, I.C. Tessaro, L.D.F. Marczak, E. Vorobiev, Effect of pulsed
578 electric fields and high voltage electrical discharges on polyphenol and protein extraction from
579 sesame cake, *Innov. Food Sci. Emerg. Technol.* 29 (2015) 170–177.
580 <https://doi.org/10.1016/j.ifset.2015.02.011>.
- 581 [34] N. Boussetta, Intensification de l'extraction des polyphénols par électrotechnologies pour la
582 valorisation des marcs de champagne, Compiègne, 2010. <http://www.theses.fr/2010COMP1899>
583 (accessed July 17, 2017).
- 584 [35] D.D.S. Perez, P. Huber, A. Janodet, A. Soranzo, A. Guillemain, M. Schelcher, Impact of the
585 extraction conditions and wood species on the chemical composition of hemicelluloses, *ATIP*
586 *Assoc. Tech. L'Industrie Papet.* 65 (2011) 14–20.

- 587 [36] A. Svärd, E. Brännvall, U. Edlund, Rapeseed straw polymeric hemicelluloses obtained by
588 extraction methods based on severity factor, *Ind. Crops Prod.* 95 (2017) 305–315.
589 <https://doi.org/10.1016/j.indcrop.2016.10.038>.
- 590 [37] A. Ebringerová, Structural Diversity and Application Potential of Hemicelluloses, *Macromol.*
591 *Symp.* 232 (2005) 1–12. <https://doi.org/10.1002/masy.200551401>.
- 592 [38] K.A. Andrewartha, D.R. Phillips, B.A. Stone, Solution properties of wheat-flour arabinoxylans
593 and enzymically modified arabinoxylans, *Carbohydr. Res.* 77 (1979) 191–204.
594 [https://doi.org/10.1016/S0008-6215\(00\)83805-7](https://doi.org/10.1016/S0008-6215(00)83805-7).
- 595 [39] I. CROON, The 4-O-methyl-D-glucuronic acid groups of birch xylan during sulphate pulping,
596 *TAPPI J.* 44 (1961) 870–874.
- 597 [40] C. Xu, A.-S. Leppänen, P. Eklund, P. Holmlund, R. Sjöholm, K. Sundberg, S. Willför,
598 Acetylation and characterization of spruce (*Picea abies*) galactoglucomannans, *Carbohydr. Res.*
599 345 (2010) 810–816. <https://doi.org/10.1016/j.carres.2010.01.007>.
- 600 [41] S. Kishani, F. Vilaplana, W. Xu, C. Xu, L. Wågberg, Solubility of Softwood Hemicelluloses,
601 *Biomacromolecules.* 19 (2018) 1245–1255. <https://doi.org/10.1021/acs.biomac.8b00088>.
- 602 [42] T. Song, A. Pranovich, B. Holmbom, Effects of pH control with phthalate buffers on hot-water
603 extraction of hemicelluloses from spruce wood, *Bioresour. Technol.* 102 (2011) 10518–10523.
604 <https://doi.org/10.1016/j.biortech.2011.08.093>.
- 605 [43] K.S. Mikkonen, J.S. Stevanic, C. Joly, P. Dole, K. Pirkkalainen, R. Serimaa, L. Salmén, M.
606 Tenkanen, Composite films from spruce galactoglucomannans with microfibrillated spruce wood
607 cellulose, *Cellulose.* 18 (2011) 713–726. <https://doi.org/10.1007/s10570-011-9524-0>.
- 608 [44] K.S. Mikkonen, L. Pitkänen, V. Liljeström, E. Mabasa Bergström, R. Serimaa, L. Salmén, M.
609 Tenkanen, Arabinoxylan structure affects the reinforcement of films by microfibrillated
610 cellulose, *Cellulose.* 19 (2012) 467–480. <https://doi.org/10.1007/s10570-012-9655-y>.
- 611 [45] J.M. (University of C.-D.) Krochta, C. De Mulder-Johnston, Edible and biodegradable polymer
612 films: challenges and opportunities, *Food Technol. USA.* (1997). [http://agris.fao.org/agris-](http://agris.fao.org/agris-search/search.do?recordID=US9729236)
613 [search/search.do?recordID=US9729236](http://agris.fao.org/agris-search/search.do?recordID=US9729236) (accessed June 12, 2017).
- 614 [46] Y.Z. Zhu Ryberg, U. Edlund, A.-C. Albertsson, Conceptual Approach to Renewable Barrier
615 Film Design Based on Wood Hydrolysate, *Biomacromolecules.* 12 (2011) 1355–1362.
616 <https://doi.org/10.1021/bm200128s>.
- 617 [47] E. Bahcegul, H.E. Toraman, N. Ozkan, U. Bakir, Evaluation of alkaline pretreatment
618 temperature on a multi-product basis for the co-production of glucose and hemicellulose based
619 films from lignocellulosic biomass, *Bioresour. Technol.* 103 (2012) 440–445.
620 <https://doi.org/10.1016/j.biortech.2011.09.138>.
- 621 [48] Z. Sárossy, Production and Utilization of Hemicelluloses from Renewable Resources for
622 Sustainable Advanced Products, Danmarks Tekniske Universitet, Risø Nationallaboratoriet for
623 Bæredygtig Energi, 2011.

- 624 [49] C. Maes, W. Luyten, G. Herremans, R. Peeters, R. Carleer, M. Buntinx, Recent Updates on the
625 Barrier Properties of Ethylene Vinyl Alcohol Copolymer (EVOH): A Review, *Polym. Rev.* 58
626 (2018) 209–246. <https://doi.org/10.1080/15583724.2017.1394323>.
- 627 [50] M. Bekbölet, Light Effects on Food, *J. Food Prot.* 53 (1990) 430–440.
628 <https://doi.org/10.4315/0362-028X-53.5.430>.



Spruce tree



Steam explosion

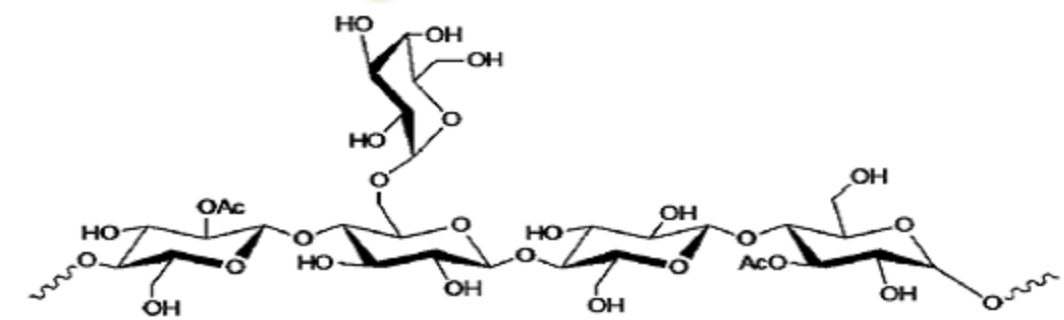
high voltage electrical discharges




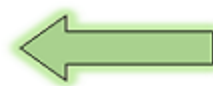
Microwave



Physical pretreatments



Hemicellulose polymers



Hemicellulose-based films