

1
2
3
4
5
6
7
8
9

Hierarchical tannin-derived carbons as efficient tetracycline adsorbents

12

Supplementary Information

13

14

15
16 R.L.S. Canevesi, A. Sanchez-Sanchez, P. Gadonneix, A. Celzard, V. Fierro*

17

18 IJL UMR 7198 CNRS, Université de Lorraine, 88000 Epinal, France

19

20 TABLE OF CONTENTS

21 **SI 1.** FTIR spectra of MT, HTC and OMC..... 2

22 **SI 2.** 2D-NLDFT volume pore size distribution of (a) the HTC, and (b) the OMC..... 2

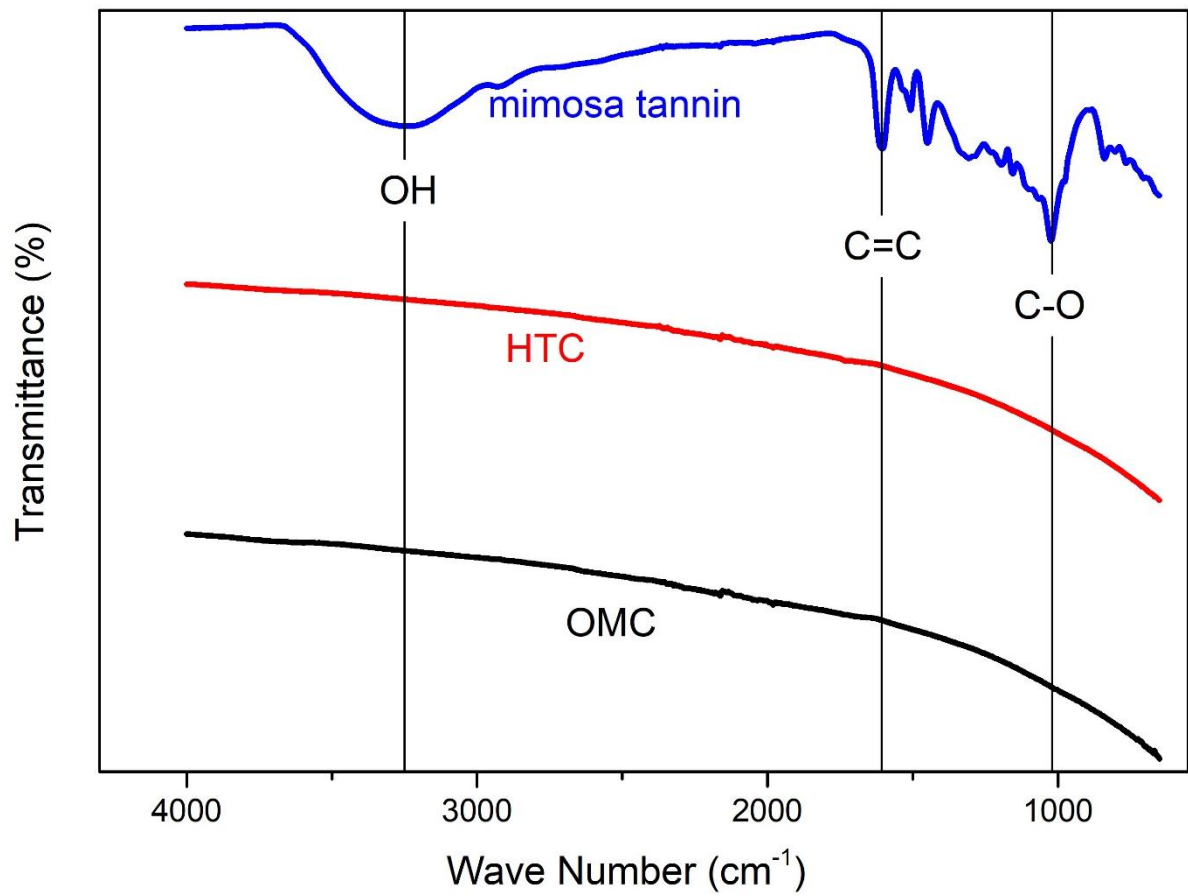
23 **SI 3.** TEM images of tannin-based adsorbent materials of HTC 3

24 **SI 4.** SEM images of tannin-based adsorbent materials (a) HTC, and (b) Ordered mesoporous
25 carbon..... 3

26 **SI 5.** Tetracycline adsorption kinetic profiles at (a) 288 K and (b) 308K, and corresponding
27 fits of PFO, PSO, Langmuir, DRM and TDRM kinetic models. 4

28

* Corresponding author:

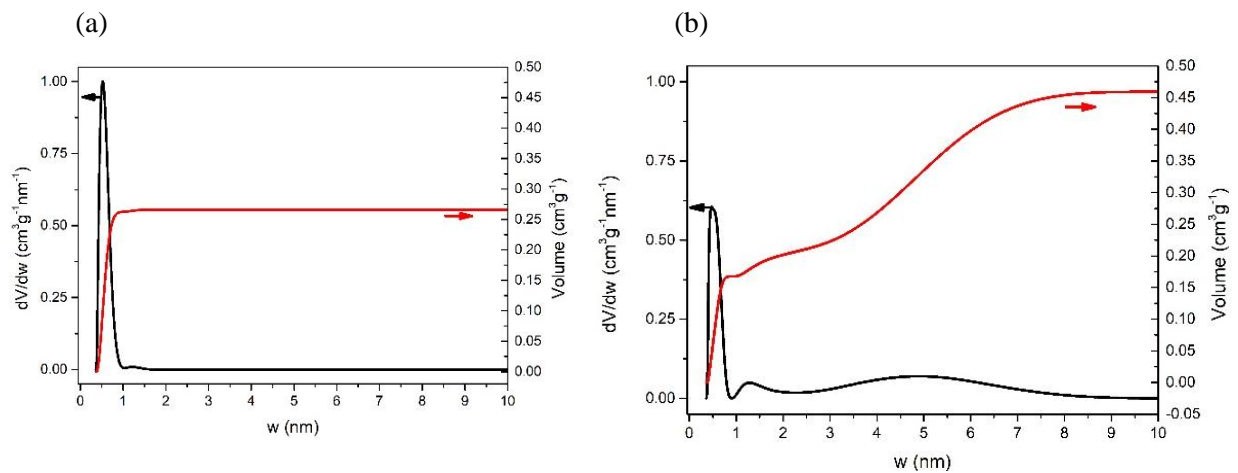


30


31 **SI 1.** FTIR spectra of MT, HTC and OMC.

32

33

34 **SI 2.** 2D-NLDFT volume pore size distribution of (a) the HTC, and (b) the OMC.

35




36

37

SI 3. TEM images of tannin-based adsorbent materials of HTC

38

39



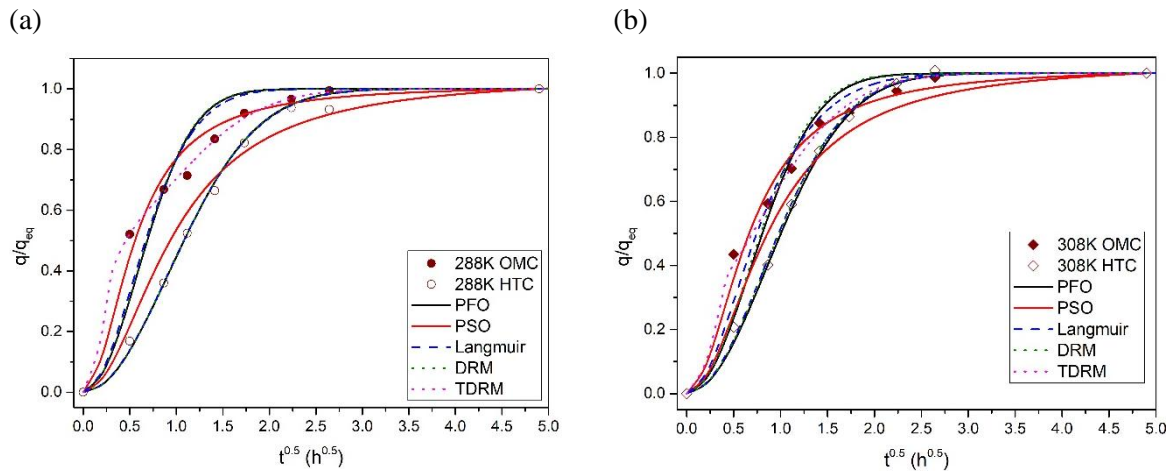
40

SI 4. SEM images of tannin-based adsorbent materials (a) HTC, and (b) Ordered mesoporous

41

carbon.

42



43 **SI 5.** Tetracycline adsorption kinetic profiles at (a) 288 K and (b) 308K, and corresponding
44 fits of PFO, PSO, Langmuir, DRM and TDRM kinetic models.

45

46