



HAL
open science

Surface properties, solubility and dissolution kinetics of phytoliths, from bamboos of Réunion Island

F Fraysse, O S Pokrovsky, J Schott, J D Meunier

► **To cite this version:**

F Fraysse, O S Pokrovsky, J Schott, J D Meunier. Surface properties, solubility and dissolution kinetics of phytoliths, from bamboos of Réunion Island. Goldschmidt Conference, 2004, Copenhagen, Denmark. hal-03170275

HAL Id: hal-03170275

<https://hal.univ-lorraine.fr/hal-03170275>

Submitted on 17 Mar 2021

HAL is a multi-disciplinary open access archive for the deposit and dissemination of scientific research documents, whether they are published or not. The documents may come from teaching and research institutions in France or abroad, or from public or private research centers.

L'archive ouverte pluridisciplinaire **HAL**, est destinée au dépôt et à la diffusion de documents scientifiques de niveau recherche, publiés ou non, émanant des établissements d'enseignement et de recherche français ou étrangers, des laboratoires publics ou privés.

Surface properties, solubility and dissolution kinetics of phytoliths, from bamboos of Reunion Island



F. Fraysse^a, O.S. Pokrovsky^a, J. Schott^a, J.D. Meunier^b

(a) Laboratoire des Mécanismes de Transfert en Géologie (LMTG), UMR 5563 UR 154 CNRS Université Paul-Sabatier IRD, OMP, 14, Av. Edouard Belin, 31400 Toulouse, France
(fraysse@lmtg.obs-mip.fr)

(b) CEREGE, Europôle méditerranéen de l'Arbois, BP80, 13545 Aix-en-Provence, France



Phytoliths, constituted mainly by micrometric opal, exhibit an important control on silicon cycle in superficial continental environments, however, their physico-chemical properties and their reactivity in solution are still poorly known. The aim of this work is to determine the solubility and dissolution kinetics of bamboo phytoliths from Réunion Island and to characterize their surface properties via electrokinetics measurements and potentiometric titration.

Background

Dissolved silicic acid in soil solutions, trapped by plant roots, precipitate in aerial tissues cells like micrometric opal particles called phytoliths (Fig.1). Then, this phytoliths are released by organic matter degradation in litters and then can be transferred to soils or evacuated by aerial or hydrographic ways. The phytoliths studied have been sampled at the northwest of Reunion Island in the M horizon at a depth of 20cm (Fig.2). Their origin is bamboos.




Fig. 1: Phytoliths view by S.E.M. (Meunier J.D., 1999)

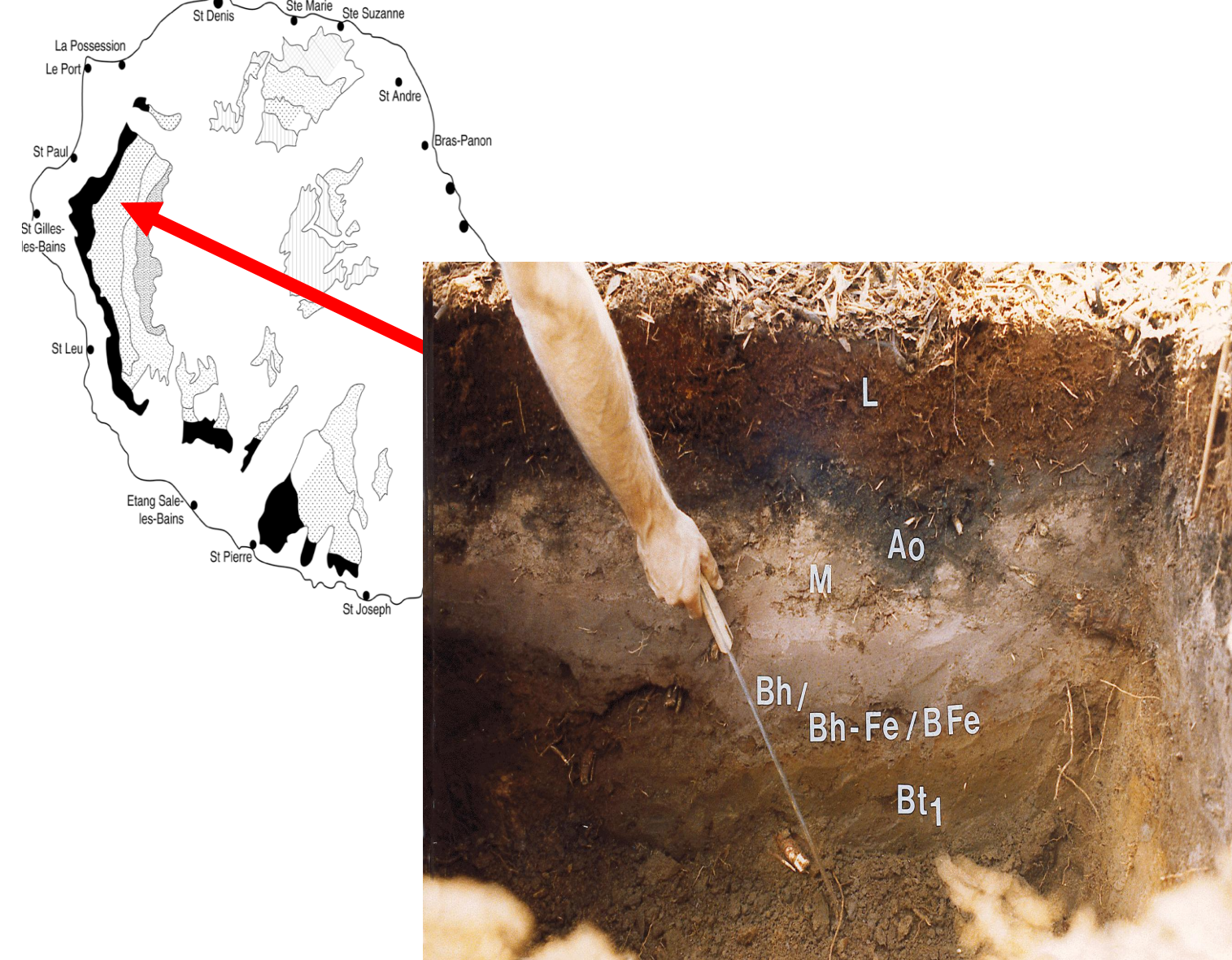
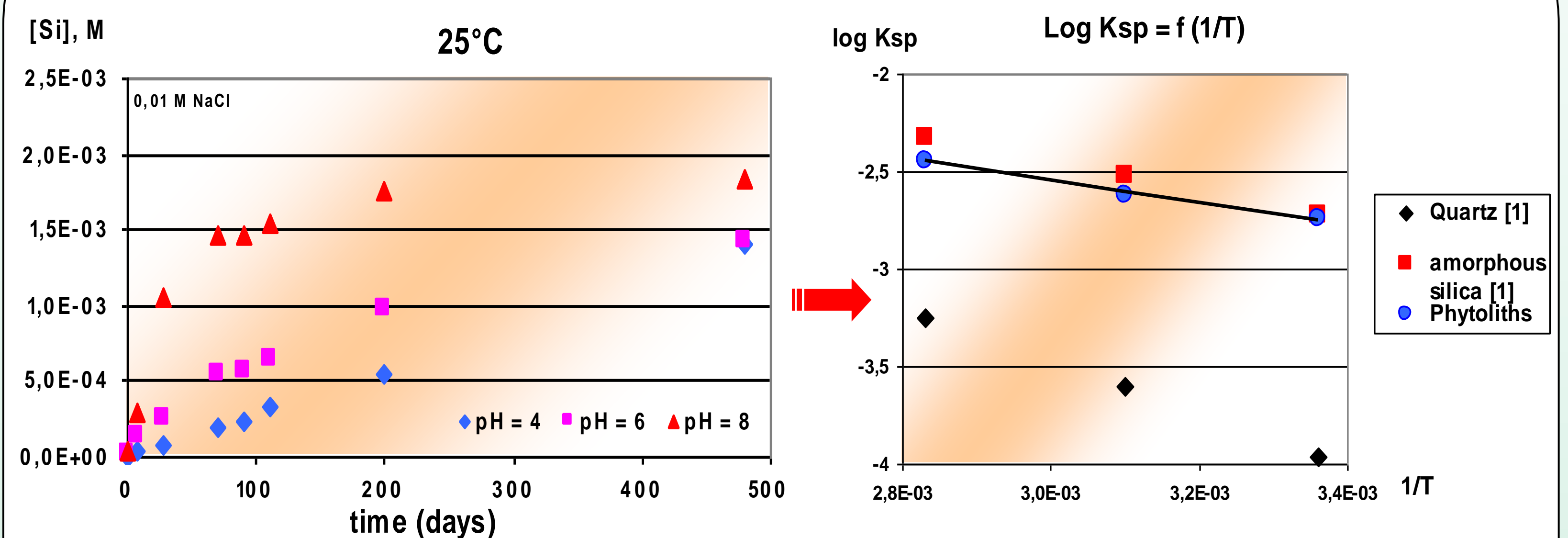


Fig.2: Study area (Meunier J.D., 1999)

Solubility

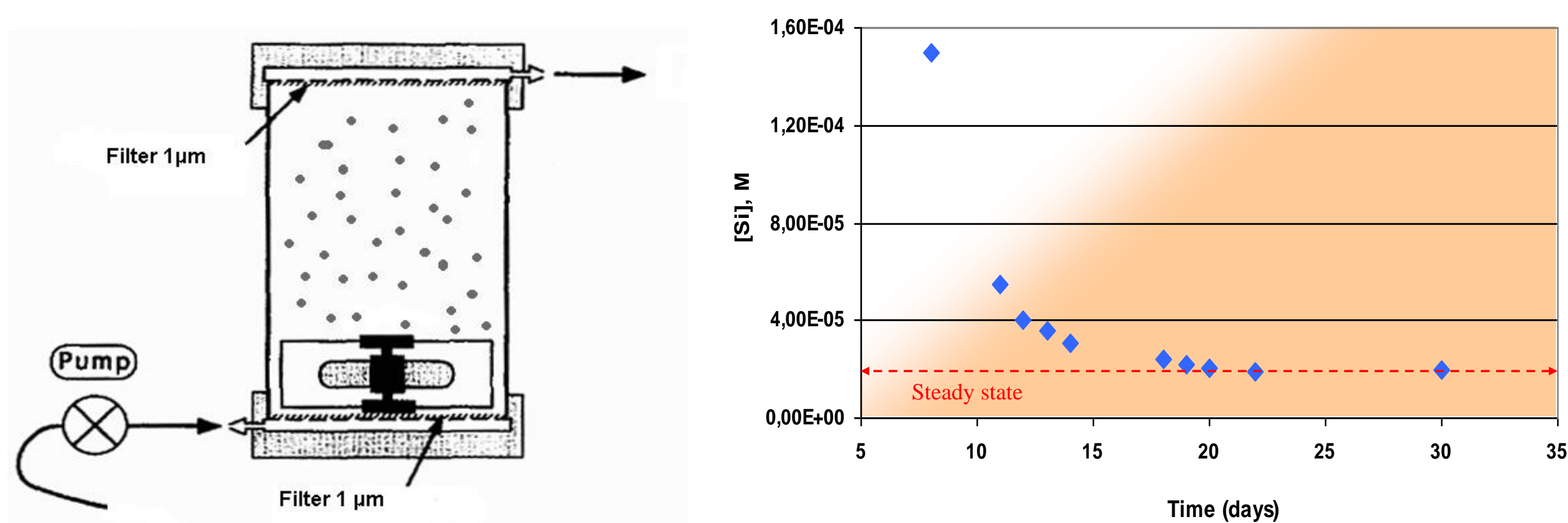


For phytoliths, $\Delta H_r^{25-80} = 10.85$ kJ/mole
For amorphous silica, $\Delta H_r^{25-80} = 14.44$ kJ/mole
For quartz, $\Delta H_r^{25-80} = 25.63$ kJ/mole

Dissolution kinetics

Dissolution kinetics have been made in « mixed flow » reactors.

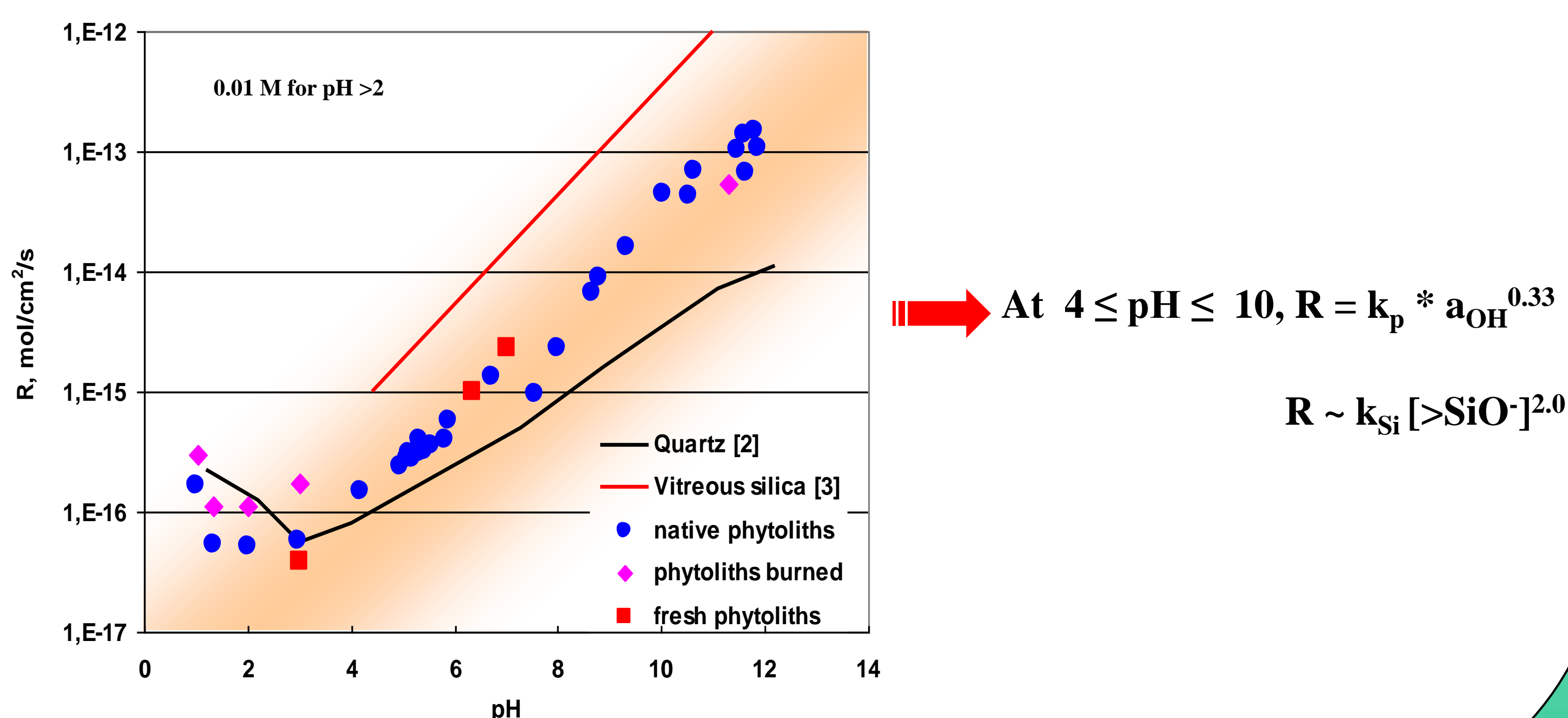
[Si] as a function of time, at 25°C, 0,4 mL/min and pH = 7,5 ± 0,1



Rate of dissolution R, mole/cm²/s:

$$R = ((C_{\text{out}} - C_{\text{in}}) * Q) / (M * S)$$

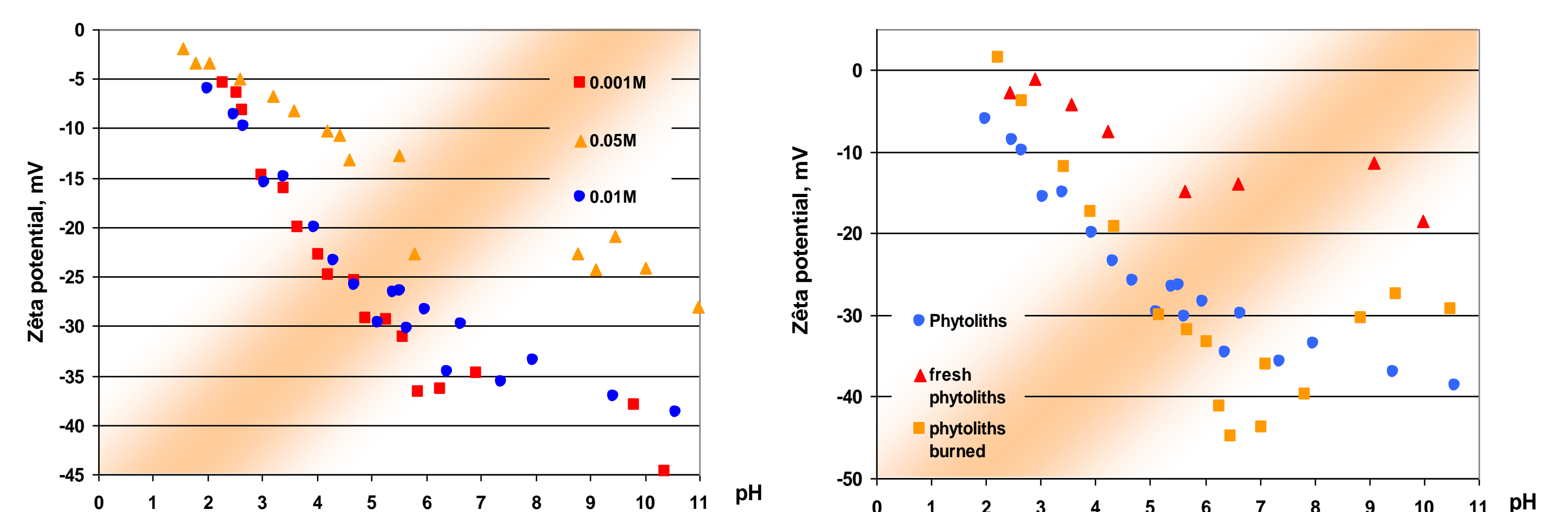
Dissolution kinetics of phytoliths as a function of pH in mixed-flow reactor, at 25°C



Zêta potential Measurements

Phytoliths zêta potential as a function of pH, at 25°C

Zêta potentials of bamboo phytoliths as a function of pH, at 0,01M and 25°C

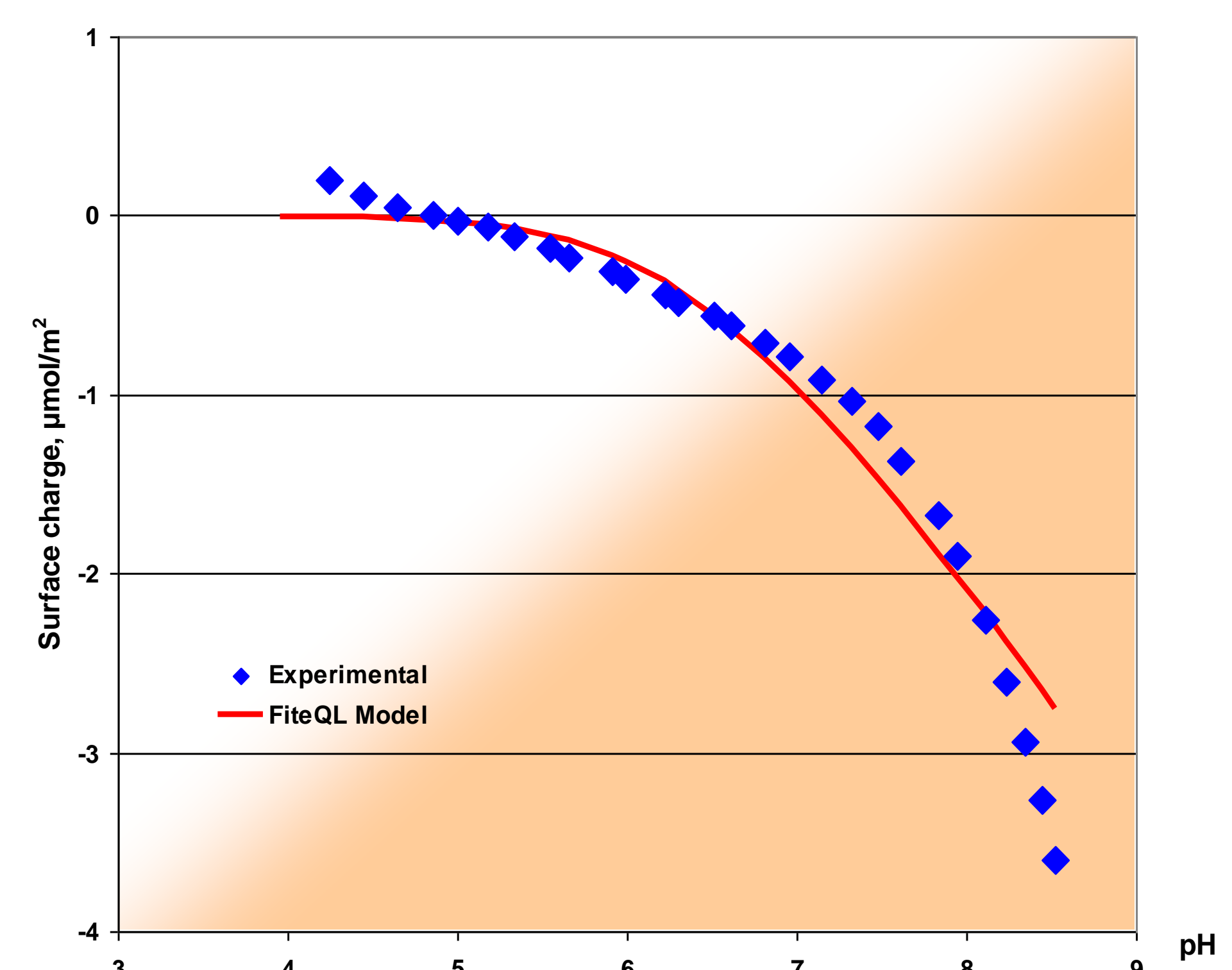


$\text{pH}_{\text{IEP}} = 1.15 \pm 0.1$
At pH_{IEP} , $[\text{SiO}_2] = [\text{SiOH}_2^+]$

Potentiometric titration

Acid-base properties of phytoliths have been determined by potentiometric titration at 25°C in 0.01M NaCl:

Surface charge density of phytoliths as a function of pH, 20 g/L, 6,51 m²/g



Conclusion

While the solubility of phytoliths is ~ 20 times higher than that of quartz, their reactivity at 25°C are similar. It follows from the results of this study that phytoliths dissolution rate exhibits a minimum at pH ~ 3. This can explain their good preservation in the acidic soil horizons of Réunion Island. Phytoliths can represent a real reservoir of biogenic silica in acid soils like those in Reunion island and consequently must be taken into account to study the global cycle of silicon.