

Regional and ethnic influences on the response to empagliflozin in patients with heart failure and a reduced ejection fraction: the EMPEROR-Reduced trial

Carolyn Lam, João Ferreira, Egon Pfarr, David Sim, Hiroyuki Tsutsui, Stefan Anker, Javed Butler, Gerasimos Filippatos, Stuart Pocock, Naveed Sattar, et al.

► **To cite this version:**

Carolyn Lam, João Ferreira, Egon Pfarr, David Sim, Hiroyuki Tsutsui, et al.. Regional and ethnic influences on the response to empagliflozin in patients with heart failure and a reduced ejection fraction: the EMPEROR-Reduced trial. *European Heart Journal*, Oxford University Press (OUP): Policy B, 2021, pp.ehab360. 10.1093/eurheartj/ehab360 . hal-03276122

HAL Id: hal-03276122









<https://hal.univ-lorraine.fr/hal-03276122>

Submitted on 1 Jul 2021

HAL is a multi-disciplinary open access archive for the deposit and dissemination of scientific research documents, whether they are published or not. The documents may come from teaching and research institutions in France or abroad, or from public or private research centers.

L'archive ouverte pluridisciplinaire **HAL**, est destinée au dépôt et à la diffusion de documents scientifiques de niveau recherche, publiés ou non, émanant des établissements d'enseignement et de recherche français ou étrangers, des laboratoires publics ou privés.

Regional and ethnic influences on the response to empagliflozin in patients with heart failure and a reduced ejection fraction: the EMPEROR-Reduced trial

Carolyn S.P. Lam ^{1,2,*†}, João Pedro Ferreira ^{3†}, Egon Pfarr⁴, David Sim¹, Hiroyuki Tsutsui⁵, Stefan D. Anker⁶, Javed Butler⁷, Gerasimos Filippatos⁸, Stuart J. Pocock ⁹, Naveed Sattar ¹⁰, Subodh Verma¹¹, Martina Brueckmann ^{4,12}, Janet Schnee ¹³, Daniel Cotton ¹³, Faiez Zannad ³, and Milton Packer^{14,15}

¹National Heart Centre Singapore, Duke-NUS Medical School, 5 Hospital Drive, Singapore 169609, Singapore; ²Department of Cardiology, University of Groningen, University Medical Center Groningen, Hanzeplein 1, 9713 GZ Groningen, The Netherlands; ³Université de Lorraine, INSERM, Centre d'Investigation Clinique et Plurithématique 1433, INSERM U1116, CHRU de Nancy, F-CRIN INI-CRCT (Cardiovascular and Renal Clinical Trialists), 4 Rue du Morvan, 54500 Vandoeuvre les Nancy, France; ⁴Boehringer Ingelheim International GmbH, Binger Str. 173, 55216 Ingelheim am Rhein, Germany; ⁵Kyushu University, 744 Motoooka Nishi-ku Fukuoka 819-0395, Japan; ⁶Department of Cardiology (CVK), and Berlin Institute of Health Center for Regenerative Therapies (BCRT), German Centre for Cardiovascular Research (DZHK) partner site Berlin, Charité Universitätsmedizin Berlin, Augustenburger Platz 1, D-13353 Berlin, Germany; ⁷Department of Medicine, University of Mississippi School of Medicine, 2500 North State Street, Jackson, MS 39216, USA; ⁸Heart Failure Unit, National and Kapodistrian University of Athens School of Medicine, Athens University Hospital Attikon, Rimini 1, Chaidari 124 62, Athens, Greece; ⁹Department of Medical Statistics, London School of Hygiene & Tropical Medicine, Keppel St, London WC1E 7HT, UK; ¹⁰Institute of Cardiovascular and Medical Sciences, University of Glasgow, RC214 Level C2, Institute of C&MS, Bhf Grcr, Glasgow G12 8TA, UK; ¹¹St. Michael's Hospital and University of Toronto, 30 Bond Street, Toronto, Ontario, M5B 1W8, Canada; ¹²Faculty of Medicine Mannheim, University of Heidelberg, Theodor-Kutzer-Ufer 1-3, D-68167 Mannheim, Germany; ¹³Boehringer Ingelheim Pharmaceuticals Inc, 900 Ridgebury Road Ridgefield, CT 06877; ¹⁴Baylor University Medical Center, 3500 Gaston Ave, Dallas, TX 75246, USA; and ¹⁵Imperial College, Exhibition Rd, South Kensington, London SW7 2BX, UK

Received 29 April 2021; revised 10 May 2021; editorial decision 17 May 2021; accepted 26 May 2021

Aims

The aim of this article is to explore the influence of region and race/ethnicity on the effects of empagliflozin in the Empagliflozin Outcome Trial in Patients with Chronic Heart Failure and a Reduced Ejection Fraction (EMPEROR-Reduced) trial.

Methods and results

Of 3730 patients, 1353 (36.3%) were enrolled in Europe, 1286 (34.5%) in Latin America, 425 (11.4%) in North America, and 493 (13.2%) in Asia; 2629 (70.5%) were White, 257 (6.9%) Black, and 672 (18.0%) Asian. Placebo event rates (per 100 patient-years) for cardiovascular death or heart failure (HF) hospitalization varied by region (Asia 27.7, North America 26.4, Latin America 21.4, and Europe 17.5) and race/ethnicity (Black 34.4, Asian 24.3, and White 18.7); driven by differences in HF hospitalization. The ratio of total HF hospitalization to cardiovascular death varied from 5.4 in Asia and 4.8 in North America to 2.1 in Europe; and from 4.8 in Black and 4.2 in Asian to 2.2 in White patients. Groups with the highest ratio had the greatest reduction in the primary outcome with empagliflozin. Inclusion of outpatient worsening HF episodes added more events in Europe vs. other regions; enhanced the placebo event rates in Europe vs. other regions; and increased the relative risk reduction with empagliflozin in Europe from 6% to 26%.

* Corresponding author. Tel: +65 67048965, Fax: +65 68449069, Email: Carolyn.lam@duke-nus.edu.sg

† These authors are co-first authors.

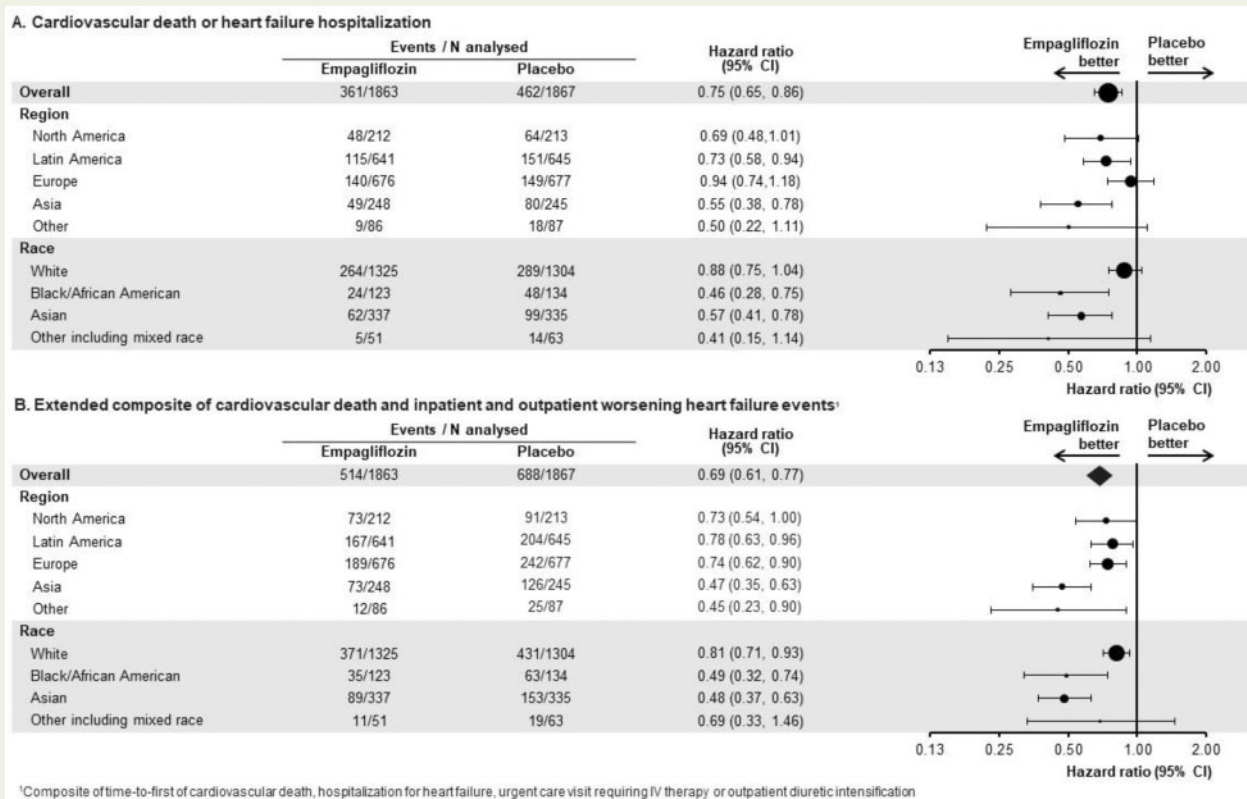
© The Author(s) 2021. Published by Oxford University Press on behalf of the European Society of Cardiology.

This is an Open Access article distributed under the terms of the Creative Commons Attribution Non-Commercial License (<http://creativecommons.org/licenses/by-nc/4.0/>), which permits non-commercial re-use, distribution, and reproduction in any medium, provided the original work is properly cited. For commercial re-use, please contact journals.permissions@oup.com

Conclusions

There were notable differences in the placebo event rates for major HF events across diverse regions and race/ethnic groups. The benefit of empagliflozin was most pronounced in groups with the highest ratio of HF hospitalization to cardiovascular death. Regional differences were attenuated when the definition of HF events was expanded to include outpatient worsening HF events.

Graphical Abstract



Effect of empagliflozin by region and race in EMPEROR-Reduced. Inclusion of outpatient events in the extended composite endpoint attenuated the between-region differences in the effect of empagliflozin seen in the primary outcome of EMPEROR-Reduced.

Keywords

Geographic differences • Racial differences • Empagliflozin • Heart failure

Introduction

Regional and racial/ethnic differences in the incidence of and outcomes related to heart failure (HF) have been reported in both observational studies and global clinical trials.¹ These regional and ethnic differences may reflect differences in patient characteristics, comorbidities, medical practice, and healthcare delivery.^{2–4}

In the Empagliflozin Outcome Trial in Patients with Chronic Heart Failure and a Reduced Ejection Fraction (EMPEROR-Reduced), we previously reported regional and race/ethnicity-related differences in the effect of empagliflozin on the risk of cardiovascular death and HF hospitalization in patients with chronic HF and a reduced ejection fraction, with and without diabetes.⁵ The treatment effect appeared

to be more pronounced in North America, Latin America, and Asia (relative risk reduction of 30–50%) than in Europe (relative risk reduction of 6%). Black and Asian patients experienced a greater risk reduction with empagliflozin than White patients (~40% vs. 12%).^{5,6} In a meta-analysis of two trials of sodium–glucose co-transporter 2 (SGLT2) inhibitors in HF and a reduced ejection fraction, the regional and race/ethnicity-related heterogeneity was still apparent.⁶ However, the definition of regions was based on arbitrary geographical groupings, and the contribution of differences in background medications, healthcare systems, and medical practice to this heterogeneity remained unexplored.

In the present study, we provide an in-depth study of the regional and racial/ethnic differences in the EMPEROR-Reduced trial, with a

Table 1 Distribution of patients in EMPEROR-Reduced by region and race

Race	Overall (n = 3730)	Region				
		North America	Latin America	Europe	Asia	Other ^a
White	2629 (70.5)	301 (70.8)	1026 (79.8)	1281 (94.7)	0	21 (12.1)
Black	257 (6.9)	100 (23.5)	154 (12.0)	3 (0.2)	0	0
Asian	672 (18.0)	17 (4.0)	4 (0.3)	8 (0.6)	493 (100)	150 (86.7)
Other ^b	114 (3.0)	7 (1.6)	102 (7.9)	3 (0.2)	0	2 (1.2)
Missing	58 (1.6)	0	0	58 (4.3)	0	0

^aOther region comprises India and Australia.

^bOther race comprises native American, Hawaiian/Pacific Islander, and any subject who selected more than one race category.

particular emphasis on the role of HF hospitalizations and outpatient HF events in influencing estimates of the magnitude of the effect of empagliflozin.

Methods

The EMPEROR-Reduced trial was a randomized, double-blind, parallel-group, placebo-controlled, and event-driven study, whose design has been described previously.⁵ Participants were men or women with chronic HF [New York Heart Association (NYHA) functional class II, III, or IV] with a left ventricular ejection fraction of $\leq 40\%$. Patients with an ejection fraction of $\leq 30\%$ were preferentially enrolled by requiring those with a higher ejection fraction to have been hospitalized for HF within 12 months or to have markedly increased levels of N-terminal prohormone B-type natriuretic peptide (NT-proBNP), i.e. ≥ 1000 or ≥ 2500 pg/mL in those with an ejection fraction of 31–35% or 36–40%, respectively; these thresholds were doubled in patients with atrial fibrillation. The Ethics Committee of each of the 520 sites in 20 countries approved the protocol, and all patients gave written informed consent.

Randomization and endpoints

Patients were randomized double-blind (in a 1:1 ratio) to receive placebo or empagliflozin 10 mg daily, in addition to their usual therapy. The primary endpoint was the composite of adjudicated cardiovascular death and hospitalization for HF, analysed as a time-to-first event. The first secondary outcome was the occurrence of all adjudicated hospitalizations for HF (including first and recurrent events). To capture out-of-hospital worsening HF events, we analysed an extended composite outcome of the time-to-first cardiovascular death, hospitalization for HF, urgent visits for worsening of HF requiring intravenous therapy, and outpatient intensification of oral diuretic therapy.⁷

Definitions of region and race/ethnicity

The countries participating in the EMPEROR-Reduced trial were prospectively but arbitrarily grouped into regions: Latin America, North America, Europe, Asia, and 'Other' (which included India and Australia). Race/ethnicity was self-identified as White, Black, Asian, and 'Other' (native American, Hawaiian/Pacific Islander, and any subject who selected more than one race/ethnicity category).

Statistical analysis

Baseline characteristics were compared between regions and race/ethnicity using ANOVA for continuous variables and chi-square test for categorical variables. For time-to-first-event analyses, differences between the placebo and empagliflozin groups were assessed using a Cox proportional hazards model, with pre-specified baseline covariates of age, sex, geographic region, diabetes, left ventricular ejection fraction, and estimated glomerular filtration rate, based on all randomized patients according to the intention-to-treat principle. For the analysis of total (first and recurrent) events, between-group differences were assessed using a joint frailty model, with cardiovascular death as a competing risk. For all efficacy measures, treatment-by-subgroup (region and race/ethnicity) interaction terms were included in the models and the effect of empagliflozin was estimated for the corresponding subgroups. All analyses were performed using SAS, version 9.4 (SAS Institute, Cary, NC, USA).

Results

Distribution by region and race/ethnicity

Of the 3730 patients in the EMPEROR-Reduced trial, 1353 (36.3%) were enrolled in Europe, 1286 (34.5%) in Latin America, 425 (11.4%) in North America, 493 (13.2%) in Asia, and 173 (4.6%) from India and Australia. Of these, 2629 (70.5%) were White; 257 (6.9%) were Black; 672 (18.0%) were Asian; and 114 (3.1%) were classified as 'Other'. As expected, most Asian patients were from Asia; Black patients were primarily recruited in Latin America ($n = 154$) and North America ($n = 100$), whereas White patients were primarily enrolled in Europe ($n = 1281$), Latin America ($n = 1026$), and North America ($n = 301$) (Table 1).

Patient characteristics by region and race/ethnicity

When compared with other regions, patients from Europe and North America were older, had worse NYHA functional class, a longer duration of HF, worse renal function and were more likely to have coronary artery disease and atrial fibrillation, but had lower NT-proBNP levels. Patients from North America were also most likely to be receiving an angiotensin receptor–neprilysin inhibitor but were least likely to be treated with a mineralocorticoid receptor antagonist (Table 2). Patients in Asia were most likely to have been hospitalized

Table 2 EMPEROR-Reduced: baseline characteristics according to the region and race/ethnicity

Variable	Region					Race/ethnicity					
	Latin America (n = 1286)	North America (n = 425)	Europe (n = 1353)	Asia (n = 493)	Other ^a (n = 173)	P-value	White (n = 2629)	Black (n = 257)	Asian (n = 672)	Other ^b (n = 114)	P-value
Age, years	64.4	68.6	69.6	66.3	60.4	<0.0001	68.0	62.1	64.7	63.1	<0.0001
Women	398 (30.9)	98 (23.1)	262 (19.4)	101 (20.5)	34 (19.7)	<0.0001	609 (23.2)	97 (37.7)	136 (20.2)	39 (34.2)	<0.0001
Body mass index, kg/m ²	28.1	29.6	28.9	24.0	24.6	<0.0001	28.8	28.4	24.1	27.4	<0.0001
Heart rate, min ⁻¹	71.0	70.4	70.9	72.6	74.9	<0.0001	70.9	70.8	73.3	70.9	<0.0001
Systolic blood pressure, mmHg	121.1	118.8	124.9	119.3	121.6	<0.0001	123.0	119.9	119.9	118.0	<0.0001
NYHA class III–IV	299 (23.3)	119 (28.0)	373 (27.6)	97 (19.7)	42 (24.3)	0.0025	677 (25.8)	70 (27.2)	143 (21.3)	19 (32.8)	0.027
Duration of heart failure, years, median [IQR]	5.7 (1.3, 8.3)	7.0 (1.0, 10.7)	6.8 (1.8, 9.3)	5.5 (1.2, 8.0)	4.0 (0.7, 5.2)	<0.0001	6.4 (1.6, 9.2)	6.5 (1.5, 9.3)	5.1 (1.1, 7.3)	4.8 (1.0, 6.2)	<0.0001
LV ejection fraction, %	27.5	26.3	27.5	28.4	27.2	<0.0001	27.5	26.0	27.9	26.1	<0.0001
NT-proBNP, pg/mL, median (IQR)	3286 (1096, 3819)	2868 (1072, 3297)	2820 (1147, 3212)	3153 (1271, 3693)	2913 (999, 3076)	0.0154	3033 (1113, 3406)	3021 (1070, 3717)	3122 (1163, 3637)	3730 (1047, 3273)	0.83
HbA1c, %	6.7	6.6	6.4	6.4	7.1	<0.0001	6.5	6.6	6.6	7.0	0.0048
eGFR, mL/min/1.73 m ²	64.7	58.7	57.9	65.6	71.8	<0.0001	59.8	70.2	67.2	65.4	<0.0001
KCCQ clinical summary score	66.8	70.3	69.5	83.0	75.4	<0.0001	68.7	64.6	80.8	73.0	<0.0001
Medical history											
HF hospitalization within 12 months	314 (24.4)	134 (31.5)	417 (30.8)	238 (48.3)	48 (27.7)	<0.0001	759 (28.9)	59 (23.0)	285 (42.4)	22 (19.3)	<0.0001
Coronary artery disease	383 (29.8)	251 (59.1)	771 (57.0)	230 (46.7)	75 (43.4)	<0.0001	1267 (48.2)	62 (24.1)	314 (46.7)	33 (28.9)	<0.0001
CABG/PCI	336 (26.1)	212 (49.9)	732 (54.1)	195 (39.6)	48 (27.7)	<0.0001	1161 (44.2)	44 (17.1)	254 (37.8)	32 (28.1)	<0.0001
Atrial fibrillation	328 (25.5)	187 (44.0)	658 (48.6)	170 (36.3)	17 (9.8)	<0.0001	1059 (40.3)	63 (24.5)	199 (29.6)	18 (15.8)	<0.0001
Hypertension	922 (71.7)	345 (81.2)	1022 (75.5)	319 (64.7)	90 (52.0)	<0.0001	1973 (75.0)	203 (79.0)	415 (61.8)	81 (71.1)	<0.0001
Diabetes	625 (48.6)	222 (52.2)	660 (48.8)	244 (49.5)	105 (60.7)	0.0323	1285 (48.9)	120 (46.7)	358 (53.3)	68 (59.6)	0.0316
Treatments for heart failure											
Loop diuretics	1037 (80.6)	351 (82.6)	1195 (88.3)	424 (86.9)	143 (82.7)	<0.0001	2218 (84.4)	217 (84.4)	577 (85.9)	87 (76.3)	0.1201
RASi (without neprilysin inhibitor)	1008 (78.4)	206 (48.5)	971 (71.8)	330 (66.9)	85 (49.1)	<0.0001	1898 (72.2)	176 (68.5)	420 (62.5)	89 (76.1)	<0.0001
ACEi/ARB ≥50% target dose	622 (48.4)	84 (19.8)	447 (33.0)	34 (6.9)	19 (11.0)	<0.0001	983 (37.4)	120 (46.7)	56 (8.3)	40 (35.1)	<0.0001
RASi (with neprilysin inhibitor)	178 (13.8)	161 (37.9)	276 (20.4)	67 (13.6)	45 (26.0)	<0.0001	502 (19.1)	60 (23.3)	112 (16.7)	15 (13.2)	<0.0001
Beta-blocker	1235 (96.0)	406 (95.5)	1302 (96.2)	452 (91.7)	138 (79.8)	<0.0001	2527 (96.1)	249 (96.9)	595 (88.5)	108 (94.7)	<0.0001
Beta-blocker ≥50% target dose	780 (60.7)	204 (48.0)	732 (54.1)	86 (17.4)	23 (13.3)	<0.0001	1455 (55.3)	167 (65.0)	111 (16.5)	57 (50.0)	<0.0001
Mineralocorticoid receptor antagonist	1032 (80.2)	210 (49.4)	975 (72.1)	324 (65.7)	120 (69.4)	<0.0001	1905 (72.5)	176 (68.5)	446 (66.4)	90 (78.9)	0.0057
Implantable cardioverter-defibrillator ^c	94 (7.3)	273 (64.2)	718 (53.1)	67 (13.6)	18 (10.4)	<0.0001	953 (36.2)	72 (28.0)	86 (12.8)	12 (10.5)	<0.0001
Cardiac resynchronization therapy ^d	39 (3.0)	84 (19.8)	272 (20.1)	38 (7.7)	5 (2.9)	<0.0001	354 (13.5)	18 (7.0)	45 (6.7)	7 (6.1)	<0.0001

Data are given as n (%) and mean unless otherwise stated.

ACEi, angiotensin-converting enzyme inhibitor; ARB, angiotensin receptor blocker; CABG, coronary artery bypass graft; eGFR, estimated glomerular filtration rate; HbA1c, glycated haemoglobin; HF, heart failure; IQR, interquartile range; KCCQ, Kansas City Cardiomyopathy Questionnaire; LV, left ventricular; NT-proBNP, N-terminal pro-hormone B-type natriuretic peptide; NYHA, New York Heart Association; PCI, percutaneous coronary intervention; RASi, renin-angiotensin system inhibitor.

^aOther region comprises India and Australia.

^bOther race comprises American Indian/Alaska native, Hawaiian/Pacific Islander, and any subject who selected more than one race category.

^cIncludes all the patients with an implantable cardioverter-defibrillator regardless of the presence or absence of cardiac resynchronization therapy.

^dIncludes all the patients who were receiving cardiac resynchronization therapy regardless of the presence or absence of a defibrillator.

Table 3 EMPEROR-Reduced: outcomes and the effect of empagliflozin by region

	Latin America (n = 1286)			North America (n = 425)			Europe (n = 1353)			Asia (n = 493)			Other (n = 173)			Interaction P-value
	N	Rate	Hazard ratio	N	Rate	Hazard ratio	N	Rate	Hazard ratio	N	Rate	Hazard ratio	N	Rate	Hazard ratio	
Cardiovascular death or heart failure hospitalization																
Placebo	151	21.4	0.73 (0.58, 0.94)	64	26.4	0.69 (0.48, 1.01)	149	17.5	0.94 (0.74, 1.18)	80	27.7	0.55 (0.38, 0.78)	18	16.1	0.50 (0.22, 1.11)	0.10
Empagliflozin	115	15.7		48	17.4		140	16.5		49	15.1		9	8.2		
Total (first and recurrent) hospitalizations for heart failure ^a																
Placebo	147	18.9	0.65 (0.46, 0.93)	92	31.9	0.71 (0.43, 1.18)	152	16.3	0.96 (0.70, 1.33)	145	41.4	0.41 (0.26, 0.66)	17	14.6	0.48 (0.16, 1.40)	0.055
Empagliflozin	91	11.9		84	27.4		144	15.5		61	17.5		8	7.1		
Extended composite of cardiovascular death and inpatient and outpatient worsening heart failure events ^b																
Placebo	204	31.2	0.78 (0.63, 0.96)	91	41.9	0.73 (0.54, 1.00)	242	31.6	0.74 (0.62, 0.90)	126	52.5	0.47 (0.35, 0.63)	25	23.8	0.45 (0.23, 0.90)	0.037
Empagliflozin	167	24.3		73	29.5		189	23.5		73	24.6		12	11.0		
Cardiovascular death																
Placebo	71	9.1	1.01 (0.73, 1.40)	20	6.7	0.81 (0.42, 1.54)	72	7.7	0.98 (0.71, 1.36)	27	7.7	0.87 (0.50, 1.52)	12	10.1	0.33 (0.11, 1.02)	0.43
Empagliflozin	72	9.4		17	5.5		71	7.6		23	6.6		4	3.4		

Rate, incidence rate per 100 person-years.

^aTotal heart failure hospitalization event rates were derived from an unadjusted negative binomial model.

^bComposite of time-to-first of cardiovascular death, heart failure hospitalization, urgent visit for worsening heart failure requiring intravenous therapy, or outpatient diuretic intensification.

for HF within 12 months and were least likely to be treated with inhibitors of the renin–angiotensin system, beta-blockers, mineralocorticoid receptor antagonists, or cardiac devices.

Compared with other race/ethnic groups, Black patients were the youngest and had the highest prevalence of hypertension, but the most preserved renal function. Asian and other race/ethnic group patients had the lowest body mass index but the highest prevalence of diabetes and the highest values for the Kansas City Cardiomyopathy Questionnaire (Table 2).

Outcomes in the placebo group by region and race/ethnicity

The placebo arm event rate (per 100 person-years) for the primary outcome of cardiovascular death or HF hospitalization was highest in Asia (27.7) and North America (26.4) and lowest in Europe (17.5) (Table 3 and Graphical abstract). These regional differences were driven by differences in the incidence of HF hospitalization, since there were no meaningful differences among regions in the incidence of cardiovascular death (Asia 7.7, North America 6.7, Latin America 9.1, and Europe 7.7 per 100 patient-years). Total HF hospitalizations (per 100 patient-years) in the placebo arm were highest in Asia (41.4) and North America (31.9), followed by Latin America (18.9), and lowest in Europe (16.3). Thus, the rate ratio of total HF hospitalizations to cardiovascular death was highest in Asia and North America (5.4 and 4.8, respectively) and lowest in Europe (2.1).

The inclusion of outpatient worsening HF events added 93 additional placebo events in Europe, 53 in Latin America, 46 in Asia, and 27 in North America to the time-to-first-event analysis. As a result, the incidence of the extended composite outcome in the placebo group in Europe became similar to Latin America (31.6 and 31.2 per 100 patient-years, respectively), but remained lower than in North America and Asia (with 41.9 and 52.5 events per 100 patient-years, respectively) (Table 3 and Graphical abstract).

The event rate (per 100 person-years) for the primary composite outcome of cardiovascular death or HF hospitalization in the placebo group was highest among Black patients (34.4) and lowest in White patients (18.7) (Table 4 and Graphical abstract). These racial/ethnic differences were driven by differences in total hospitalizations for HF, with no meaningful differences among races/ethnicities in the incidence of cardiovascular death (Black 7.6, Asian 8.0, and White 8.1). The incidence of total HF hospitalizations (per 100 patient-years) in the placebo arm was highest in Black and lowest in White patients (36.3 and 17.6 per 100 patient-years, respectively). Accordingly, the ratio of total HF hospitalizations to cardiovascular death was highest in Black patients and lowest in White patients (4.8 and 2.2, respectively). The extended composite outcome (which included both inpatient and outpatient worsening HF events) remained highest among Black patients and lowest in White patients (51.5 and 30.4 per 100 patient-years, respectively) (Table 4 and Graphical abstract).

Influence of region and race/ethnicity on effect of empagliflozin

The magnitude of the effect of empagliflozin on the primary composite outcome and total hospitalizations for HF was most pronounced in Asia (hazard ratios of 0.55 and 0.41, respectively); intermediate in North America (hazard ratios of 0.69 and 0.71, respectively) and

Latin America (hazard ratios of 0.73 and 0.65, respectively); and least pronounced in Europe (hazard ratios of 0.94 and 0.96, respectively). The treatment-by-region interaction was $P=0.10$ for the primary outcome and was $P=0.055$ for total hospitalizations for HF. In general, the higher the ratio of HF hospitalization to cardiovascular death, the greater the magnitude of the treatment effect of empagliflozin on the primary and first secondary outcome measures (Table 3).

When outpatient HF events were included in the extended composite endpoint, the magnitude of the effect of empagliflozin was amplified in Europe where outpatient events were most numerous (the hazard ratio declined from 0.94 to 0.74), but the inclusion of outpatient events did not influence the effect size in Latin America or other regions, where outpatient events were less frequent (Table 3). A region-by-treatment interaction was apparent, even when adjusting for baseline covariates reflecting background therapy with drugs and devices for HF or a recent history of an HF hospitalization (interaction $P=0.031$).

The magnitude of the effect of empagliflozin on the primary composite outcome and on total hospitalizations for HF was most pronounced in Black patients (hazard ratios of 0.46 and 0.39, respectively) and Asian patients (hazard ratios of 0.57 and 0.45, respectively) and least pronounced in White patients (hazard ratios of 0.88 and 0.90, respectively). The treatment-by-race interaction was $P=0.008$ for the primary outcome, $P=0.002$ for total hospitalizations for HF and 0.002 for the extended composite outcome (Table 4). Adjusting for baseline covariates reflecting background therapy with drugs and devices for HF or a recent history of an HF hospitalization did not alter these interactions. Interestingly, the effect of empagliflozin in Black patients was more pronounced than in White patients in the two regions where meaningful numbers of both Black and White patients were recruited (North America and Latin America) (Supplementary material online, Figure S1). When outpatient worsening HF events were included in the analysis, the effect size for empagliflozin in White patients increased from 12% to 19% relative risk reduction.

Discussion

Even though the inclusion and exclusion criteria in the EMPEROR-Reduced trial were standardized, there were notable differences in the clinical characteristics in patients who were recruited in different regions and among patients from different racial and ethnic backgrounds. These differences may be related to contrasts in medical practice and healthcare access that may occur across different regions (or even within the same city or country). Many of the patterns that we observed in the EMPEROR-Reduced trial are very similar to patterns that have been noted in previous trials and registries. We were not surprised to find that coronary artery disease (and coronary artery interventions) was particularly common in patients recruited in North America and Europe. Similarly, it is well-known that hypertension is particularly prevalent in Black patients and that atrial fibrillation is more common in White patients. Asian patients are especially prone to diabetes and to coronary artery disease (the prevalence of which was nearly as high as in Whites), despite a lower body mass index. Nephilysin inhibitors are most frequently

Table 4 EMPEROR-Reduced: outcomes and the effect of empagliflozin by race/ethnicity

	White (n = 2629)			Black (n = 257)			Asian (n = 672)			Other (n = 114)			Interaction P-value
	N	Rate	Hazard ratio	N	Rate	Hazard ratio	N	Rate	Hazard ratio	N	Rate	Hazard ratio	
Cardiovascular death or heart failure hospitalization													
Placebo	289	18.7	0.88 (0.75, 1.04)	48	34.4	0.46 (0.28, 0.75)	99	24.3	0.57 (0.41, 0.78)	14	20.2	0.41 (0.15, 1.14)	0.008
Empagliflozin	264	16.6		24	15.3		62	14.0		5	8.0		
Total (first and recurrent) hospitalizations for heart failure ^a													
Placebo	297	17.6	0.90 (0.71, 1.13)	65	36.3	0.39 (0.19, 0.80)	160	33.6	0.45 (0.29, 0.70)	15	20.1	0.08 (0.01, 0.70)	0.002
Empagliflozin	287	16.7		23	13.8		70	14.9		1	1.6		
Extended composite of cardiovascular death and inpatient and outpatient worsening heart failure events ^b													
Placebo	431	30.4	0.81 (0.71, 0.93)	63	51.5	0.49 (0.32, 0.74)	153	43.9	0.48 (0.37, 0.63)	19	28.4	0.69 (0.33, 1.46)	0.002
Empagliflozin	371	24.8		35	23.9		89	21.6		11	19.1		
Cardiovascular death													
Placebo	137	8.1	1.00 (0.79, 1.27)	14	7.6	0.68 (0.30, 1.58)	39	8.0	0.82 (0.51, 1.31)	9	11.9	0.57 (0.17, 1.84)	0.60
Empagliflozin	142	8.2		9	5.3		31	6.5		4	6.2		

Rate, incidence rate per 100 person-years.

^aTotal heart failure hospitalization event rates were derived from an unadjusted negative binomial model.

^bComposite of time-to-first of cardiovascular death, heart failure hospitalization, urgent visit for worsening heart failure requiring intravenous therapy, or outpatient diuretic intensification.

prescribed in North America (and less frequently prescribed in Latin America and Asia), whereas mineralocorticoid receptor antagonists are popular in Latin America. Heart failure device therapy was more commonly utilized in North America and Europe than in Latin America or Asia. Many of these differences reflect known associations of cardiovascular risk factors with specific racial groups. Other patterns represent differences in the availability of healthcare resources, which encourage the utilization of expensive interventions in regions that have substantial financial resources to devote to healthcare.^{8–14}

Did these differences in clinical characteristics, medical and device therapy yield differences in patient outcomes? The rate of total HF hospitalizations was strikingly different across regions, being nearly three-fold higher in Asia than in Europe. Specifically, when treated with placebo, the rate of total HF hospitalization was 41.4 in Asia, but only 16.3 in Europe, with intermediate rates in the other regions. The difference in HF hospitalization rates in Asia and Europe was not related to the severity of the underlying HF, since the values for ejection fraction and natriuretic peptides were similar in the two regions, and patients recruited in Europe were more likely to have had class III/IV HF at the start of the trial. Furthermore, the risk of cardiovascular death was identical in Europe and Asia, suggesting a similar severity of the underlying disease at baseline. However, in a time-to-first-event analysis, it is noteworthy that the inclusion of outpatient events provided 62% additional worsening HF events to the primary outcome in the placebo group in Europe as compared with only 35% additional events in Latin America, 42% in North America, and 58% in Asia. Thus, worsening HF was more likely to be treated as an outpatient in Europe than in other regions.^{15,16} These findings suggest that European physicians prefer to treat worsening HF as an outpatient rather than in a hospitalized setting.^{7,12,17,18}

Differences in the way that worsening HF events are managed in different regions may influence estimates of the effect of a drug that reduces the risk of worsening HF events. This is especially true if the treatment effect is described using time-to-first-event methods that are applied to composite endpoints; in such analyses, non-fatal events take precedence over deaths. Empagliflozin reduces the risk of the composite of hospitalization for HF or cardiovascular death, a benefit that is determined primarily by its ability to reduce hospitalizations. Therefore, in a time-to-first-event analysis, the effect of empagliflozin would be expected to be greater in regions where the ratio of HF hospitalizations to cardiovascular mortality is higher. The ratio of total HF hospitalizations to cardiovascular death in the placebo group was >4 in Asia and North America, and in these regions, empagliflozin reduces the risk of the primary endpoint by 30–45%; in contrast, the ratio of total HF hospitalizations to cardiovascular death was only 2 in Europe, where the risk reduction produced by empagliflozin was ≈5%. However, when outpatient events were included in the analysis, the ratio of worsening HF events to cardiovascular death increased dramatically in Europe, and at the same time, the risk reduction by empagliflozin increased from ≈5% to 26%. In contrast, an increase in the estimate of the treatment effect was not seen in regions where outpatient treatment of worsening HF events was uncommon. Therefore, the modest response to the effect of SGLT2 inhibition on cardiovascular death and HF hospitalization in Europe appeared to be related to the exclusion of outpatient worsening HF events from the analysis of the primary endpoint. Many of the

outpatient events in Europe were likely treated in a hospital setting in other geographical regions.

The inclusion of outpatient worsening HF events narrowed, but did not eliminate, the between-region differences in the effect of empagliflozin on the primary endpoint of the EMPEROR-Reduced trial. A region-by-treatment interaction persisted because Black and Asian patients had a more pronounced response to empagliflozin (when compared with White patients), regardless of the region in which they were recruited. Intriguingly, as in the case of region, the magnitude of the benefit of empagliflozin paralleled the frequency of hospitalizations for HF. The placebo arm ratio of total HF hospitalizations to cardiovascular death was 4.8 and 4.2 in Black and Asian patients, respectively, and in these racial groups, empagliflozin reduced the risk of the primary endpoint by 40–55%; in contrast, the ratio of total HF hospitalizations to cardiovascular death was only 2.2 in White patients, and in this cohort, the risk reduction produced by empagliflozin was 12%. Importantly, the inclusion of outpatient worsening HF events increased the magnitude of the treatment effect in White patients to a 19% risk reduction (hazard ratio 0.81; 95% confidence interval 0.71, 0.93), without a meaningful change in the risk reduction in Black and Asian patients.

Our finding of a race-by-treatment interaction is intriguing, but it is not clear that it represents a replicable finding. Racial groups are not homogeneous and varied meaningfully with respect to baseline characteristics, and it is likely that unmeasured confounders may have contributed to the differences that we observed. A recently published meta-analysis that focused on cardiovascular death (and not HF hospitalizations) reported a greater effect size in trials with a higher recruitment of patients from Asia, but this conclusion was based on a small effect that was discerned by the application of meta-regression methods to trials that often had zero events.¹⁹ Another recent meta-analysis reported a greater effect of SGLT2 inhibitors in Asian patients, but this study did not analyse HF hospitalizations in the large-scale cardiovascular outcomes trials in type 2 diabetes.²⁰ A registry report has suggested a smaller treatment effect of SGLT2 inhibitors on HF hospitalizations in Asia than in North America, but this study used observational methods without the protection of randomization.²¹ Most importantly, other large-scale randomized trials in patients with HF and patients with type 2 diabetes did not report an attenuated effect of SGLT2 inhibitors in general or of empagliflozin specifically in White patients.^{22–24} In the EMPA-REG OUTCOME trial, the hazard ratios and 95% confidence intervals for the effect of empagliflozin to reduce the risk of a first HF hospitalization were 0.67 (0.49, 0.92), 0.49 (0.18, 1.31), and 0.70 (0.37, 1.33) in White, Black, and Asian patients, respectively (interaction $P = 0.82$). This lack of external validation in trials that are comparable in size and design to the current study suggests that the race-by-treatment interaction found in EMPEROR-Reduced may not represent a replicable finding, particularly given the multiplicity of comparisons performed in the current trial.

These findings should be considered in the context of the primary analyses of EMPEROR-Reduced showing robust benefits of empagliflozin on the primary endpoint in the entire study population. Specific acknowledged limitations include our definition of regions based on arbitrary geographical groupings and our analysis of race/ethnicity based on the self-report of participants. Therefore, our results may

not be replicable if different criteria were used to define these patient subgroups. Certain subgroups (particularly those in categories labelled as ‘other’) were small and exceptionally heterogeneous, and thus, the estimates in these groups were necessarily imprecise. While outpatient treatment intensification events were not independently adjudicated, ascertainment of these events was prespecified and prospectively collected in the case report form. In addition to the adjudication and characterization of hospitalizations for HF, at each scheduled study visit, patients were prospectively asked about interval events and about changes in the use of diuretics that reflected the occurrence of worsening HF since the last visit. We performed multiple statistical tests, which may have increased the possibility of chance findings. Finally, our analyses were not pre-planned, and thus, we did not assess socioeconomic status, medical practice, or access to healthcare, which represent potentially important but unmeasured confounding variables.

Conclusions

We observed notable differences in the baseline characteristics, the placebo event rates for major HF events and the treatment effect estimates across the diverse regions and racial/ethnic groups that participated in the EMPEROR-Reduced trial. The benefits of empagliflozin were most pronounced in regions and racial/ethnic groups with the highest ratios of HF hospitalization to cardiovascular death. Differences among regions and among racial/ethnic groups in the effect size estimates were attenuated when the analyses captured both outpatient and inpatient worsening HF events.

Supplementary material

Supplementary material is available at *European Heart Journal* online.

Acknowledgements

Graphical assistance was provided by Matthew Smith of Elevate Scientific Solution and supported financially by Boehringer Ingelheim.

Funding

The EMPEROR-Reduced trial was funded by Boehringer Ingelheim and Eli Lilly (EMPEROR-Reduced ClinicalTrials.gov number, NCT03057977).

Conflict of interest: C.S.P.L. reports research support from AstraZeneca, Bayer, Boston Scientific, and Roche Diagnostics; fees as consultant or on the Advisory Board/Steering Committee/Executive Committee for Actelion, Amgen, Applied Therapeutics, AstraZeneca, Bayer, Boehringer Ingelheim, Boston Scientific, Cytokinetics, Darma Inc., Us2.ai, Janssen Research & Development LLC, Medscape, Merck, Novartis, Novo Nordisk, Radcliffe Group Ltd, Roche Diagnostics, Sanofi, and WebMD Global LLC; and position as co-founder and non-executive director of Us2.ai. J.P.F. reports consulting fees from Boehringer Ingelheim, during the conduct of the study. D.S. reports personal fees from Boehringer Ingelheim, during the conduct of the study; grants from Actelion Pharmaceuticals Japan Ltd, Japan Tobacco Inc, Daiichi Sankyo Co., IQVIA Services Japan, Omron Healthcare, Astellas Pharma Inc, and Teijin Pharma Ltd; grants and personal fees from Mitsubishi Tanabe Pharma Corporation, Takeda Pharmaceutical Company Limited, and MSD K K; grants, personal fees, and other from

Nippon Boehringer Ingelheim Co., Ltd and Novartis Pharma K.K; personal fees from Astellas Pharma Inc, Pfizer Japan Inc, Bristol Myers Squibb Company, Otsuka Pharmaceutical Co., Ltd, Daiichi Sankyo Co., Ltd, Kowa Pharmaceutical Co. Ltd, and Teijin Pharma Ltd; personal fees and other from Bayer Yakuhin, Ltd, outside the submitted work. S.D.A. reports grants from Vifor; personal fees from Vifor, Bayer, Boehringer Ingelheim, Novartis, Servier, Impulse Dynamics, Cardiac Dimensions, and Thermo Fisher Scientific; and grants and personal fees from Abbott Vascular, outside the submitted work. F.Z. reports personal fees from Boehringer Ingelheim, during the conduct of the study; personal fees from Janssen, Novartis, Boston Scientific, Amgen, CVRx, AstraZeneca, Vifor Fresenius, Cardior, Cereno pharmaceutical, Applied Therapeutics, Merck, Bayer, and Cellprothera, outside the submitted work; and other support from CVCT and Cardiorrenal, outside the submitted work. J.B. reports consultancy fees from Boehringer Ingelheim, during the conduct of the study; and consultancy fees from Abbott, Adrenomed, Amgen, Applied Therapeutics, Array, AstraZeneca, Bayer, BerlinCures, Boehringer Ingelheim, Cardior, CVRx, Foundry, G3 Pharma, Imbria, Impulse Dynamics, Innolife, Janssen, LivaNova, Luitpold, Medtronic, Merck, Novartis, NovoNordisk, Relypsa, Roche, Sanofi, Sequana Medical, V-Wave, and Vifor, outside the submitted work. G.F. reports receiving payment from Boehringer Ingelheim for being a trial committee member during the conduct of the study and from Medtronic, Vifor, Servier, and Novartis for being a trial committee member, outside the submitted work. S.J.P. reports personal fees from Boehringer Ingelheim, during the conduct of the study. N.S. reports personal fees and non-financial support from Boehringer Ingelheim, during the conduct of the study; personal fees from Amgen, Astra Zeneca, Eli Lilly, Novo Nordisk, Novartis, and Sanofi; grants and personal fees from Boehringer Ingelheim, outside the submitted work. S.V. reports personal fees from Boehringer Ingelheim, during the conduct of the study; grants from Tier 1 Canada Research Chair in Cardiovascular Surgery and Amarin; grants and personal fees from Amgen, Astra Zeneca, Bayer, Boehringer Ingelheim, Bristol Myers Squibb, Eli Lilly, EOCI Pharmacomm Ltd, HTLS Therapeutics, Janssen, Merck, Novartis, Novo Nordisk, Sanofi, and Sun; other from Canadian Medical and Surgical Knowledge Translation Research Group, outside the submitted work. M.P. reports personal fees from Boehringer Ingelheim, during the conduct of the study; personal fees from AbbVie, Akcea, Amarin, AstraZeneca, Amgen, Boehringer Ingelheim, Cardiorientis, Daiichi Sankyo, Johnson & Johnson, Lilly, Novartis, Pfizer, Relypsa, Sanofi, Synthetic Biologics, Theravance, and NovoNordisk, outside the submitted work. E.P., J.S., D.C., and M.B. are employees of Boehringer Ingelheim.

Data availability

Data will be made available upon request in adherence to transparency conventions in medical research and through requests to the corresponding author. The executive committee of EMPEROR has developed a comprehensive analysis plan and numerous pre-specified analyses, which will be presented in future scientific meetings and publications. At a later time-point, the full database will be made available in adherence with the transparency policy of the sponsor (available at https://trials.boehringer-ingelheim.com/transparency_policy.html).

References

1. Tromp J, Ferreira JP, Janwanishstaporn S, Shah M, Greenberg B, Zannad F, Lam CSP. Heart failure around the world. *Eur J Heart Fail* 2019;**21**:1187–1196.
2. Ferreira JP, Girerd N, Rossignol P, Zannad F. Geographic differences in heart failure trials. *Eur J Heart Fail* 2015;**17**:893–905.
3. Ferreira JP, Rossignol P, Dewan P, Lamiral Z, White WB, Pitt B, McMurray JJV, Zannad F. Income level and inequality as complement to geographical differences in cardiovascular trials. *Am Heart J* 2019;**218**:66–74.

4. Dewan P, Rorth R, Jhund PS, Ferreira JP, Zannad F, Shen L, Kober L, Abraham WT, Desai AS, Dickstein K, Packer M, Rouleau JL, Solomon SD, Swedberg K, Zile MR, McMurray JJV; PARADIGM-HF and ATMOSPHERE Investigators. Income inequality and outcomes in heart failure: a global between-country analysis. *JACC Heart Fail* 2019;**7**:336–346.
5. Packer M, Anker SD, Butler J, Filippatos G, Pocock SJ, Carson P, Januzzi J, Verma S, Tsutsui H, Brueckmann M, Jamal W, Kimura K, Schnee J, Zeller C, Cotton D, Bocchi E, Böhm M, Choi DJ, Chopra V, Chuquiure E, Giannetti N, Janssens S, Zhang J, Gonzalez Juanatey JR, Kaul S, Brunner-La Rocca HP, Merkely B, Nicholls SJ, Perrone S, Pina I, Ponikowski P, Sattar N, Senni M, Seronde MF, Spinar J, Squire I, Taddei S, Wanner C, Zannad F; EMPEROR-Reduced Trial Investigators. Cardiovascular and renal outcomes with empagliflozin in heart failure. *N Engl J Med* 2020;**383**:1413–1424.
6. Zannad F, Ferreira JP, Pocock SJ, Anker SD, Butler J, Filippatos G, Brueckmann M, Ofstad AP, Pfarr E, Jamal W, Packer M. SGLT2 inhibitors in patients with heart failure with reduced ejection fraction: a meta-analysis of the EMPEROR-Reduced and DAPA-HF trials. *Lancet* 2020;**396**:819–829.
7. Packer M, Anker SD, Butler J, Filippatos GS, Ferreira JP, Pocock S, Carson PE, Anand IS, Doehner W, Haass M, Komajda M, Miller AB, Pehrson S, Teerlink JR, Brueckmann M, Jamal W, Zeller C, Schnaidt S, Zannad F; For the EMPEROR-Reduced Trial Committees and Investigators. Effect of empagliflozin on the clinical stability of patients with heart failure and a reduced ejection fraction: the EMPEROR-Reduced trial. *Circulation* 2021;**143**:326–336.
8. Dokainish H, Teo K, Zhu J, Roy A, Al-Habib KF, ElSayed A, Palileo-Villaneuva L, Lopez-Jaramillo P, Karaye K, Yusoff K, Orlandini A, Sliwa K, Mondo C, Lanas F, Prabhakaran D, Badr A, Elmaghawry M, Damasceno A, Tibazarwa K, Belle-Cote E, Balasubramanian K, Islam S, Yacoub MH, Huffman MD, Harkness K, Grinvalds A, McKelvie R, Bangdiwala SI, Yusuf S; INTER-CHF Investigators. Global mortality variations in patients with heart failure: results from the International Congestive Heart Failure (INTER-CHF) prospective cohort study. *Lancet Glob Health* 2017;**5**:e665–e672.
9. Dewan P, Jhund PS, Shen L, Petrie MC, Abraham WT, Atif Ali M, Chen CH, Desai AS, Dickstein K, Huang J, Kiatchoosakun S, Kim KS, Kober L, Lai WT, Liao Y, Mogensen UM, Oh BH, Packer M, Rouleau JL, Shi V, Sibulo AS Jr, Solomon SD, Sritara P, Swedberg K, Tsutsui H, Zile MR, McMurray JJV. Heart failure with reduced ejection fraction: comparison of patient characteristics and clinical outcomes within Asia and between Asia, Europe and the Americas. *Eur J Heart Fail* 2019;**21**:577–587.
10. Lam CS, Teng TK, Tay WT, Anand I, Zhang S, Shimizu W, Narasimhan C, Park SW, Yu CM, Ngarmukos T, Omar R, Reyes EB, Siswanto BB, Hung CL, Ling LH, Yap J, MacDonald M, Richards AM. Regional and ethnic differences among patients with heart failure in Asia: the Asian sudden cardiac death in heart failure registry. *Eur Heart J* 2016;**37**:3141–3153.
11. Greene SJ, Hernandez AF, Sun J-L, Butler J, Armstrong PW, Ezekowitz JA, Zannad F, Ferreira JP, Coles A, Metra M, Voors AA, Califf RM, O'Connor CM, Mentz RJ. Relationship between enrolling country income level and patient profile, protocol completion, and trial end points. *Circ Cardiovasc Qual Outcomes* 2018;**11**:e004783.
12. Greene SJ, Mentz RJ, Felker GM. Outpatient worsening heart failure as a target for therapy: a review. *JAMA Cardiol* 2018;**3**:252–259.
13. Borrell LN, Elhawary JR, Fuentes-Afflick E, Witonsky J, Bhakta N, Wu AHB, Bibbins-Domingo K, Rodriguez-Santana JR, Lenoir MA, Gavin JR 3rd, Kittles RA, Zaitlen NA, Wilkes DS, Powe NR, Ziv E, Burchard EG. Race and genetic ancestry in medicine—a time for reckoning with racism. *N Engl J Med* 2021;**384**:474–480.
14. Lewis EF, Claggett B, Shah AM, Liu J, Shah SJ, Anand I, O'Meara E, Sweitzer NK, Rouleau JL, Fang JC, Desai AS, Retta TM, Solomon SD, Heitner JF, Stamos TD, Boineau R, Pitt B, Pfeffer MA. Racial differences in characteristics and outcomes of patients with heart failure and preserved ejection fraction in the treatment of preserved cardiac function heart failure trial. *Circ Heart Fail* 2018;**11**:e004457.
15. McMurray JJ, Packer M, Desai AS, Gong J, Lefkowitz MP, Rizkala AR, Rouleau JL, Shi VC, Solomon SD, Swedberg K, Zile MR; PARADIGM-HF Investigators and Committees. Angiotensin-neprilysin inhibition versus enalapril in heart failure. *N Engl J Med* 2014;**371**:993–1004.
16. Kristensen SL, Martinez F, Jhund PS, Arango JL, Belohlavek J, Boytsov S, Cabrera W, Gomez E, Hagege AA, Huang J, Kiatchoosakun S, Kim KS, Mendoza I, Senni M, Squire IB, Vinereanu D, Wong RC, Gong J, Lefkowitz MP, Rizkala AR, Rouleau JL, Shi VC, Solomon SD, Swedberg K, Zile MR, Packer M, McMurray JJ. Geographic variations in the PARADIGM-HF heart failure trial. *Eur Heart J* 2016;**37**:3167–3174.
17. Lombardi CM, Ferreira JP, Carubelli V, Anker SD, Cleland JG, Dickstein K, Filippatos G, Lang CC, Ng LL, Ponikowski P, Samani NJ, van Veldhuisen DJ, Zannad F, Voors A, Metra M. Geographical differences in heart failure characteristics and treatment across Europe: results from the BIOSTAT-CHF study. *Clin Res Cardiol* 2020;**109**:967–977.
18. Strömberg A, Mårtensson J, Fridlund B, Levin LA, Karlsson JE, Dahlström U. Nurse-led heart failure clinics improve survival and self-care behaviour in patients with heart failure: results from a prospective, randomised trial. *Eur Heart J* 2003;**24**:1014–1023.
19. Silverii GA, Monami M, Mannucci E. Sodium-glucose co-transporter-2 inhibitors and all-cause mortality: a meta-analysis of randomized controlled trials. *Diabetes Obes Metab* 2021;**23**:1052–1056.
20. Lee MMY, Ghouri N, McGuire DK, Rutter MK, Sattar N. Meta-analyses of results from randomized outcome trials comparing cardiovascular effects of SGLT2s and GLP-1RAs in Asian versus white patients with and without type 2 diabetes. *Diabetes Care* 2021;**44**:1236–1241.
21. Kohsaka S, Lam CSP, Kim DJ, Cavender MA, Norhammar A, Jørgensen ME, Birkeland KI, Holl RW, Franch-Nadal J, Tangri N, Shaw JE, Ilomäki J, Karasik A, Goh S-Y, Chiang C-E, Thureson M, Chen H, Wittbrodt E, Bodegård J, Surmont F, Fenici P, Kosiborod M; CVD-REAL 2 Investigators and Study Group. Risk of cardiovascular events and death associated with initiation of SGLT2 inhibitors compared with DPP-4 inhibitors: an analysis from the CVD-REAL 2 multinational cohort study. *Lancet Diabetes Endocrinol* 2020;**8**:606–615.
22. Bhatt DL, Szarek M, Pitt B, Cannon CP, Leiter LA, McGuire DK, Lewis JB, Riddle MC, Inzucchi SE, Kosiborod MN, Cherney DZI, Dwyer JP, Scirica BM, Bailey CJ, Díaz R, Ray KK, Udell JA, Lopes RD, Lapuerta P, Steg PG; SCORED Investigators. Sotagliflozin in patients with diabetes and chronic kidney disease. *N Engl J Med* 2021;**384**:129–139.
23. McMurray JJV, Solomon SD, Inzucchi SE, Køber L, Kosiborod MN, Martinez FA, Ponikowski P, Sabatine MS, Anand IS, Belohlávek J, Böhm M, Chiang C-E, Chopra VK, de Boer RA, Desai AS, Diez M, Drozd J, Dukát A, Ge J, Howlett JG, Katova T, Kitakaze M, Ljungman CEA, Merkely B, Nicolau JC, O'Meara E, Petrie MC, Vinh PN, Schou M, Tereshchenko S, Verma S, Held C, DeMets DL, Docherty KF, Jhund PS, Bengtsson O, Sjöstrand M, Langkilde A-M; DAPA-HF Trial Committees and Investigators. Dapagliflozin in patients with heart failure and reduced ejection fraction. *N Engl J Med* 2019;**381**:1995–2008.
24. Fitchett D, Zinman B, Wanner C, Lachin JM, Hantel S, Salsali A, Johansen OE, Woerle HJ, Broedl UC, Inzucchi SE, EMPA-REG OUTCOME® Trial Investigators. Heart failure outcomes with empagliflozin in patients with type 2 diabetes at high cardiovascular risk: results of the EMPA-REG OUTCOME® trial. *Eur Heart J* 2016;**37**:1526–1534.