



HAL
open science

Synthetic Routes to Coumarin(Benzopyrone)-Fused Five-Membered Aromatic Heterocycles Built on the α -Pyrone Moiety. Part II: Five-Membered Aromatic Rings with Multi Heteroatoms

Eslam Reda El-Sawy, Ahmed Bakr Abdelwahab, Gilbert Kirsch

► **To cite this version:**

Eslam Reda El-Sawy, Ahmed Bakr Abdelwahab, Gilbert Kirsch. Synthetic Routes to Coumarin(Benzopyrone)-Fused Five-Membered Aromatic Heterocycles Built on the α -Pyrone Moiety. Part II: Five-Membered Aromatic Rings with Multi Heteroatoms. *Molecules*, 2021, 26 (11), pp.3409. 10.3390/molecules26113409 . hal-03372730

HAL Id: hal-03372730

<https://hal.univ-lorraine.fr/hal-03372730>

Submitted on 11 Oct 2021

HAL is a multi-disciplinary open access archive for the deposit and dissemination of scientific research documents, whether they are published or not. The documents may come from teaching and research institutions in France or abroad, or from public or private research centers.

L'archive ouverte pluridisciplinaire **HAL**, est destinée au dépôt et à la diffusion de documents scientifiques de niveau recherche, publiés ou non, émanant des établissements d'enseignement et de recherche français ou étrangers, des laboratoires publics ou privés.



Distributed under a Creative Commons Attribution 4.0 International License

Review

Synthetic Routes to Coumarin(Benzopyrone)-Fused Five-Membered Aromatic Heterocycles Built on the α -Pyrone Moiety. Part II: Five-Membered Aromatic Rings with Multi Heteroatoms

Eslam Reda El-Sawy ¹, Ahmed Bakr Abdelwahab ² and Gilbert Kirsch ^{3,*}

¹ National Research Centre, Chemistry of Natural Compounds Department, Dokki, Cairo 12622, Egypt; eslamelsawy@gmail.com

² Plant Advanced Technologies (PAT), 54500 Vandoeuvre-les-Nancy, France; ahm@plantadvanced.com

³ Laboratoire Lorrain de Chimie Moléculaire (L.2.C.M.), Université de Lorraine, 57078 Metz, France

* Correspondence: gilbert.kirsch@univ-lorraine.fr; Tel.: +33-0372-749-200; Fax: +33-0372-749-187

Abstract: Coumarins are natural heterocycles that widely contribute to the design of various biologically active compounds. Fusing different aromatic heterocycles with coumarin at its 3,4-position is one of the interesting approaches to generating novel molecules with various biological activities. During our continuing interest in assembling information about fused five-membered aromatic heterocycles, and after having presented mono-hetero-atomic five-membered aromatic heterocycles in Part I. The current review Part II is intended to present an overview of the different synthetic routes to coumarin (benzopyrone)-fused five-membered aromatic heterocycles with multi-heteroatoms built on the pyrone ring, covering the literature from 1945 to 2021.

Keywords: coumarins; benzopyrones; pyrazole; imidazole; thiazole; oxazole; triazole; thiadiazole



Citation: El-Sawy, E.R.; Abdelwahab, A.B.; Kirsch, G. Synthetic Routes to Coumarin(Benzopyrone)-Fused Five-Membered Aromatic Heterocycles Built on the α -Pyrone Moiety. Part II: Five-Membered Aromatic Rings with Multi Heteroatoms. *Molecules* **2021**, *26*, 3409. <https://doi.org/10.3390/molecules26113409>

Academic Editor: Maria João Matos

Received: 11 May 2021

Accepted: 31 May 2021

Published: 4 June 2021

Publisher's Note: MDPI stays neutral with regard to jurisdictional claims in published maps and institutional affiliations.



Copyright: © 2021 by the authors. Licensee MDPI, Basel, Switzerland. This article is an open access article distributed under the terms and conditions of the Creative Commons Attribution (CC BY) license (<https://creativecommons.org/licenses/by/4.0/>).

1. Introduction

The fusion of the pyrone ring with the benzene nucleus gives rise to a class of heterocyclic compounds known as benzopyrone [1]. Coumarin is one of the benzopyrones (1,2-benzopyrones or 2H-[1] benzopyran-2-ones) and represents an important family of oxygen-containing heterocycles widely distributed in nature [1]. The incorporation of another heterocyclic moiety into coumarin enriches the properties of the parent structure and the resulting compounds may exhibit promising properties [2–5]. Certain derivatives of 3,4-heterocycle-fused coumarins play an important role in medicinal chemistry and have been extensively used as versatile building blocks in organic synthesis [2,3,5–7]. Many examples of biologically active coumarins containing 3,4-heterocycles-fused were cited in the literature [2,3,8] including antimicrobial [9–12], antiviral [13,14], anticancer [15–17], antioxidant [18,19], and anti-inflammatory [20,21] activities.

The development of synthetic pathways towards active coumarins containing heterocyclics has attracted great interest from researchers [5]. Significant efforts have been focused on developing new methodologies to enrich structural libraries and reduce the number of synthetic steps of novel coumarin derivatives [5,22].

In proceeding to our interest in coumarin(benzopyrone)-fused five-membered aromatic heterocycles built on the α -pyrone ring, which was recently issued in Part I [22]. The present review, Part II, describes the components which have multi heteroatom in an aromatic fused ring with the pyrone part of coumarin. The synthetic pathways of the investigated scaffolds provided systems containing oxygen, nitrogen, and sulfur in their core structure.

2. Synthesis of Benzopyrone-Fused Five-Membered Aromatic Heterocycles

2.1. Five-Membered Aromatic Rings with Two Heteroatoms

2.1.1. Two Identical Heteroatoms (N-N)

Pyrazole

Fusion of pyrazole ring with the pyrone ring of coumarin results in formation of two structural isomers, namely chromeno[4,3-*c*]pyrazol-4(2*H*)-one, chromeno[4,3-*c*]pyrazol-4(1*H*)-one, (1*H*-benzopyrano[4,3-*c*]pyrazole), and chromeno[3,4-*c*]pyrazol-4(2*H*)-one, chromeno[3,4-*c*]pyrazol-4(3*H*)-one, (1*H*-benzopyrano[3,4-*c*]pyrazole) (Figure 1).

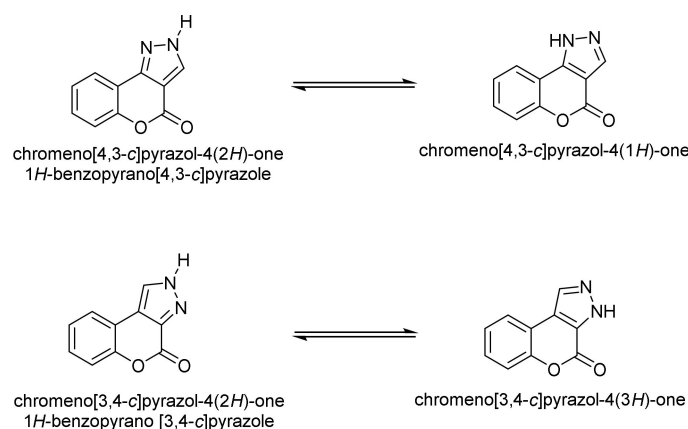


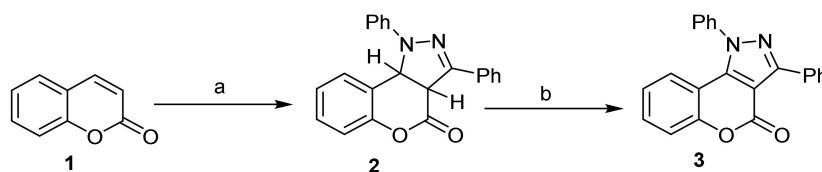
Figure 1. The isomers of fused chromeno-pyrazole.

Chromeno[4,3-*c*]pyrazol-4(2*H*)-one; (1*H*-Benzopyrano[4,3-*c*]pyrazole)

Many synthetic protocols reported the synthesis of chromeno[4,3-*c*]pyrazol-4(2*H*)-one including the pyrazole and/or the pyrone-ring construction. The synthesis of the pyrazole ring in the literature started from coumarin, 4-hydroxy, 3-aldehyde, or 3-acetyl coumarin in addition to the chromone derivatives.

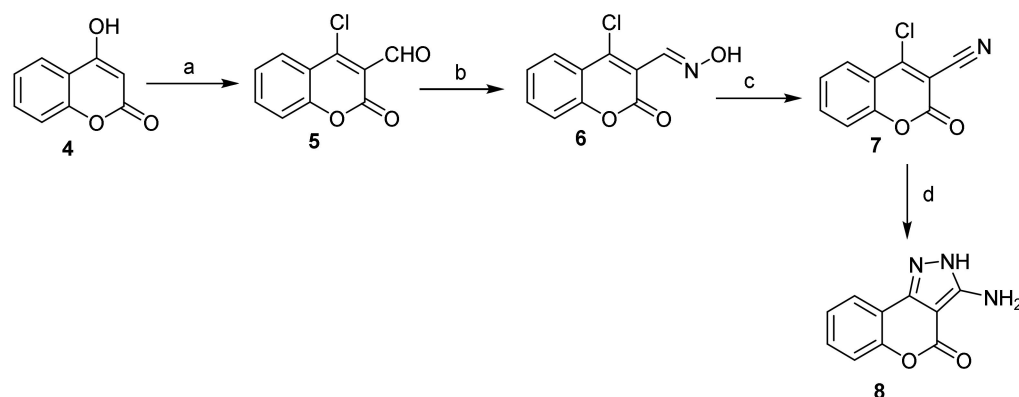
Pyrazole Construction

Shawali and his co-workers described the 1,3-dipolar additions of diphenylnitrilimine (DPNI) to coumarin (**1**) to afford 1,3-diphenyl-3a,9b-dihydro-4-oxo-1*H*-chromeno[4,3-*c*]pyrazol-4(1*H*)one (**2**) [23]. Upon dehydrogenation of **2** with lead tetra-acetate the corresponding 1,3-diphenyl-chromeno[4,3-*c*]pyrazol-4(1*H*)one (**3**) was obtained (Scheme 1).



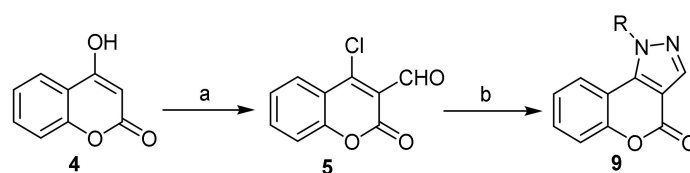
Scheme 1. Cycloaddition of diphenylnitrilimine to coumarin. Reagents and conditions. (a) diphenylnitrilimine (DPNI), benzene, TEA, compound **2**, 65% yield, compound **5**, 65% yield; (b) lead tetraacetate, dichloromethane, r.t., 12 h, 83% yield.

3-Aminochromeno[4,3-*c*]pyrazol-4(1*H*)one (**8**) was prepared through multi-step reactions starting from 4-hydroxycoumarin (**4**) [24]. Vilsmeier–Haack formylation of **4** developed 4-chlorocoumarin-3-carboxaldehyde (**5**). The reaction of **5** with hydroxylamine hydrochloride followed with phosphorus oxychloride gave the corresponding 4-chlorocoumarin-3-carbonitrile (**7**). Compound **7** under the reaction with hydrazine hydrate provided the target compound, 3-aminochromeno[4,3-*c*]pyrazol-4(1*H*)one (**8**) (Scheme 2).

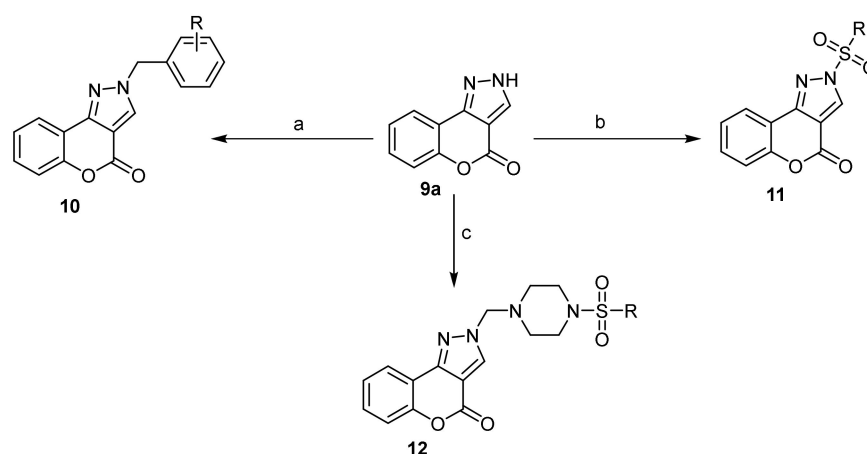


Scheme 2. Synthesis of 3-aminochromeno[4,3-*c*]pyrazol-4(1*H*)one (**8**). Reagents and conditions. (a) POCl₃, DMF, CHCl₃; (b) NH₂OH·HCl, AcONa, EtOH; (c) POCl₃; (d) N₂H₄·H₂O, EtOH, 80% yield.

The preparation of chromeno[4,3-*c*]pyrazol-4-ones **9** from the reaction of 3-formyl-4-chlorocoumarin (**5**) with the appropriate aryl or alkyl hydrazine hydrochloride in the presence of base was intensively investigated (Scheme 3) [10,18,19,25–30]. Compound **9a** was employed as starting material to enrich the derivatives of chromeno[4,3-*c*]pyrazol-4-ones **10–12** through the reaction with benzyl bromides [26], alkyl sulfonyl chlorides [28], or *N*-piperazine sulfonyl chlorides [30] (Scheme 4).

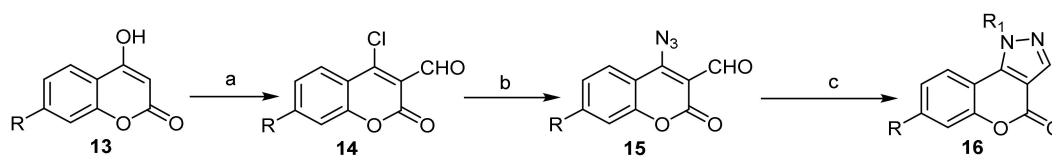


Scheme 3. Synthesis of chromeno[4,3-*c*]pyrazol-4(1*H*)ones **9**. Reagents and conditions. (a) POCl₃, DMF, CHCl₃; (b) NH₂NHR, EtOH, TEA or NaOAc, 25 °C, 2 h, five outputs with 67–89% yield [18], 14 outputs with 38–69% yield [25].



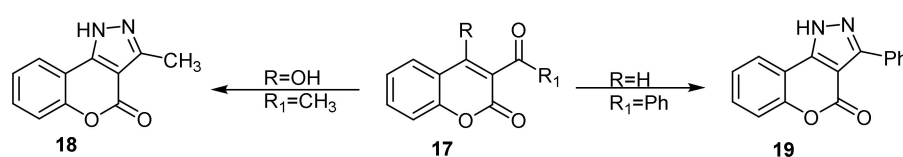
Scheme 4. Synthesis of 2-substituted-1*H*-chromeno[4,3-*c*]pyrazol-4(1*H*)ones **10–12**. Reagents and conditions. (a) Benzyl bromides, DMF, Cs₂CO₃, 100 °C, 10–12 h, 13 outputs; (b) benzene(alkyl)sulfonyl chlorides, DCM, TEA, 0 °C, 6–8 h, 28 outputs with 33–52% yield; (c) *N*-alkyl sulfonyl piperazines, HCHO, EtOH, rt, 4–6 h, 26 outputs with 37–65% yield.

Steinführer et al., synthesized chromeno[4,3-*c*]pyrazol-4(2*H*)-ones **16** in a three-step reaction starting from 4-hydroxycoumarin derivatives **13**. The intermediate, 4-azido-3-coumarincarboxaldehydes **15** was produced in situ from 4-chlorocoumarin-3-carboxaldehydes **14** which subsequently reacted with some hydrazine derivatives to deliver the final products (Scheme 5) [31].



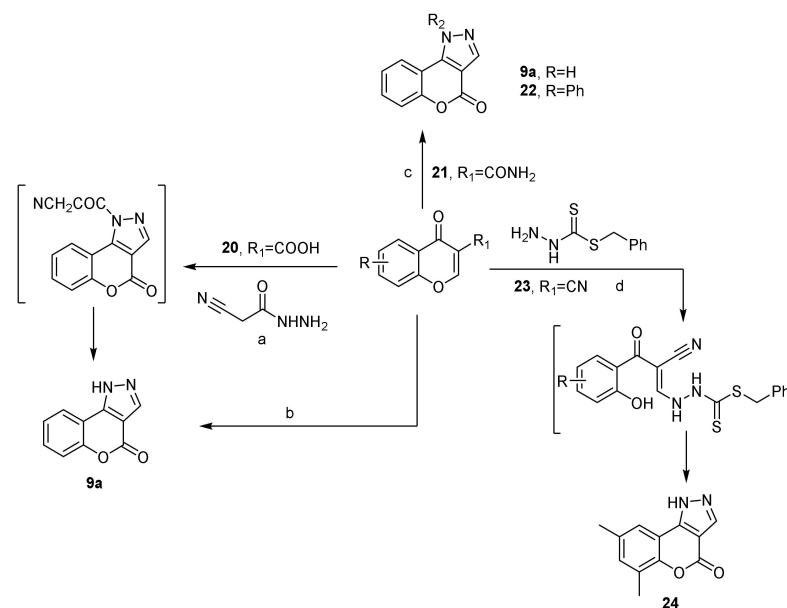
Scheme 5. Synthesis of chromeno[4,3-*c*]pyrazol-4(2*H*)-ones **16**. Reagents and conditions. (a) POCl₃, DMF, CHCl₃, 4 outputs with 65–80% yield; (b) NaN₃, DMF, 4 outputs with 50–80% yield; (c) R₁NHNH₂, DMF, 40–50 °C, six outputs with 70–90% yield.

Additionally, 3-coumarinyl alkyl ketones, such as 4-hydroxy-3-acetylcoumarin (**17a**) [32], and 3-coumarinyl phenyl ketone (**17b**) [12] were the starting materials in the preparation of chromeno[4,3-*c*]pyrazol-4(2*H*)-ones **18** and **19** by the base-catalyzed reaction with hydrazine hydrate (Scheme 6).



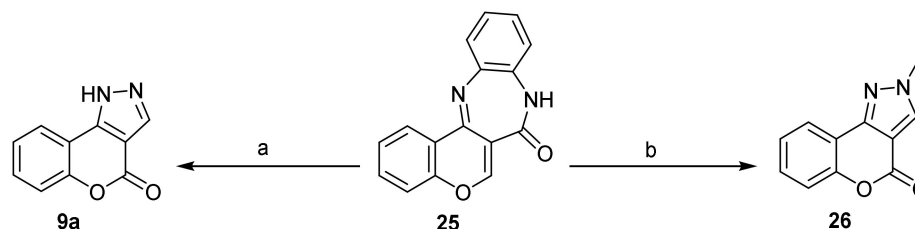
Scheme 6. 3-Coumarinyl alkyl ketone in the synthesis of chromeno[4,3-*c*]pyrazol-4(2*H*)-ones **18** and **19**. Reagents and conditions. NH₂NH₂·H₂O, EtOH, TEA, **18**: 75% yield, **19**: 58% yield.

The transformation of three-substituted chromone to chromeno[4,3-*c*]pyrazol-4(2*H*)-ones was within the scope of interest of Ibrahim's research group [33–36]. In 2008, they studied the ring transformation of chromone-3-carboxylic acid (**20**) under the reaction with 2-cyanoacetohydrazide or the hydrazine hydrate as the nucleophile to give the corresponding chromeno[4,3-*c*]pyrazol-4(2*H*)-one (**9a**) (Scheme 7) [33]. Furthermore, they examined the chemical reactivity of chromone-3-carboxamide (**21**) towards hydrazine hydrate or phenylhydrazine and they could construct the pyrazole within the scaffold (Scheme 7) [34]. Furthermore, 3-cyano-2,6-dimethyl chromone (**23**) was allowed to react with the nucleophile *S*-benzylthiocarbamate to afford the corresponding 6,8-dimethyl chromeno[4,3-*c*]pyrazol-4(2*H*)-one (**24**) (Scheme 7) [35,36].



Scheme 7. Synthesis of chromeno[4,3-*c*]pyrazol-4(2*H*)-ones **9a**, **22**, and **24**. Reagents and conditions. (a) AcOH, 2 h, reflux, 48% yield; (b) NH₂NH₂·H₂O, AcOH, 2 h, reflux, 48% yield; (c) NH₂NHPh, EtOH, 2 h, reflux, R=H: 56%, R=Ph: 46% yield; (d) DMF, 30 min, reflux, 63% yield.

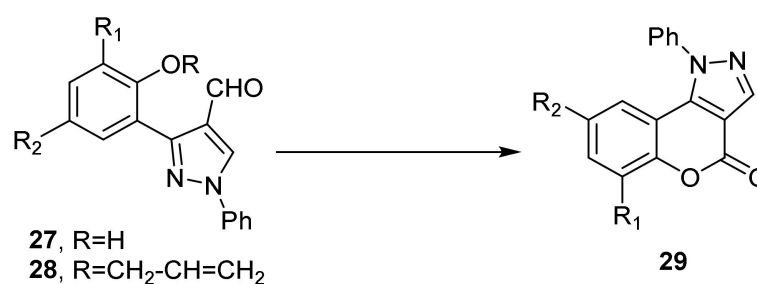
Another synthetic pathway was performed by the dissociation of a large molecule in an acidic medium. [1]Benzopyrano[4,3-*c*][1,5]benzodiazepin-7(8*H*)-one (**25**) was prone to lose *o*-phenylenediamine in a reaction with some *N*-binucleophiles, such as hydrazine and methyl hydrazine that led exclusively to chromeno[4,3-*c*]pyrazol-4(2*H*)-ones **9a** and **26** (Scheme 8) [37].



Scheme 8. [1]Benzopyrano[4,3-*c*][1,5]benzodiazepin-7(8*H*)-one in the synthesis of chromeno[4,3-*c*]pyrazol-4(2*H*)-ones **9a** and **26**. Reagents and conditions. (a) NH₂NH₂·H₂O, AcOH, reflux, 10 min, 48% yield; (b) NH₂NHCH₃, AcOH, reflux, 10 min, 48% yield.

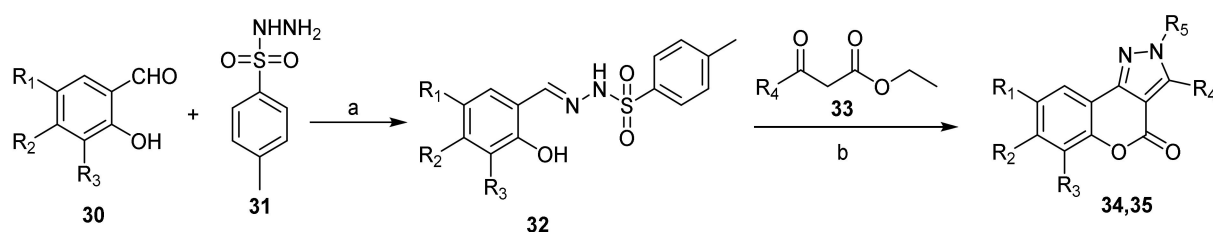
Pyrone Construction

Lokhande et al. introduced a simple and convenient method for the synthesis of fused chromeno[4,3-*c*]pyrazol-4(2*H*)-one. It was accomplished using iodine catalyzed oxidative cyclization of 3-(2-hydroxyaryl)-1-phenyl-1*H*-pyrazole-4-carbaldehydes **27** or 3-(2-allyloxyaryl)-1-phenyl-1*H*-pyrazole-4-carbaldehydes **28** in dimethyl-sulfoxide that supplied the corresponding 2-phenyl-pyrazolo[4,3-*c*]coumarins **29** (Scheme 9) [38]. The reaction was initially performed with (5%) of iodine in dimethyl-sulfoxide in the presence of H₂SO₄ at 60 °C using known methods, but the reaction did not take place. To overcome this problem, the reaction was carried out by increasing the iodine ratio to 10% and raising the temperature to 120 °C, which gave good results. This pathway has an advantage over the previous pyrazole construction methods which were relatively unstable and gave a mixture of isomeric 1-aryl and 2-arylpyrazolo[4,3-*c*]coumarins [25,39].



Scheme 9. Synthesis of 2-phenyl-chromeno[4,3-*c*]pyrazol-4(1*H*)-ones **29**. Reagents and conditions. R = H, or CH₂-CH=CH₂, 10 mol%, DMSO, conc. H₂SO₄, 120 °C, 5 h, seven outputs with 88–93% yield.

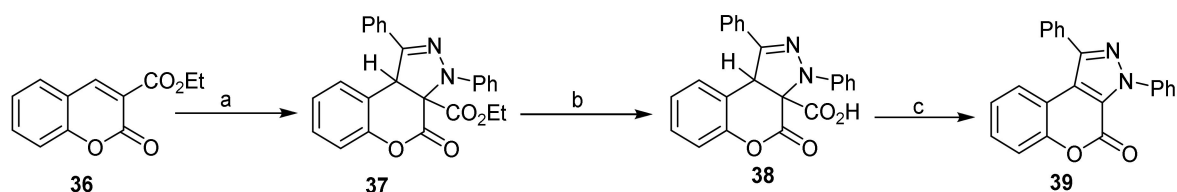
Raju and his co-workers described the synthetic strategy for chromeno[4,3-*c*]pyrazol-4(1*H*)-ones **34** and 2-tosyl-chromeno[4,3-*c*]pyrazol-4(1*H*)-ones **35**. The pathway started from a reaction between salicylaldehydes **30** and *p*-toluenesulfonyl hydrazide **31**. It proceeded towards salicylaldehyde tosylhydrazone **32** which was in situ reacted with 3-oxobutanoates **33** in presence of lanthanum tris(trifluoromethanesulfonate) to deliver the desired coumarin (Scheme 10) [40].



Scheme 10. Synthesis of chromeno[4,3-*c*]pyrazol-4(*1H*)ones **34** and **35**. Reagents and conditions. (a) CH₃CN, 2 h, r.t.; (b) La(OTf)₃, 130 °C, 8 h; 25 outputs with 22–78% yield.

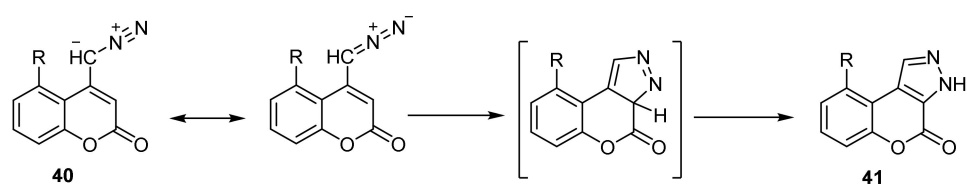
Chromeno[3,4-*c*]pyrazol-4(*2H*)-one; (1*H*-Benzopyrano[3,4-*c*]pyrazole) Pyrazole Construction

The literature reported numerous synthetic routes for chromeno[3,4-*c*]pyrazol-4(*2H*)-one. A simple pathway beginning from the 1,3-dipolar cycloaddition of diphenylnitrilimine (DPNI) to 3-ethoxy carbonyl coumarin (**36**) to build the pyrazole moiety **37**. Treatment of the ester (**37**) with an aqueous solution of potassium hydroxide (10%) gave the corresponding acid (**38**). Decarboxylation of **37** was accompanied by dehydrogenation which facilitated the attainment of 1,3-diphenyl-chromeno[3,4-*c*]pyrazol-4(*1H*)one (**39**) in a considerable yield (Scheme 11) [41].



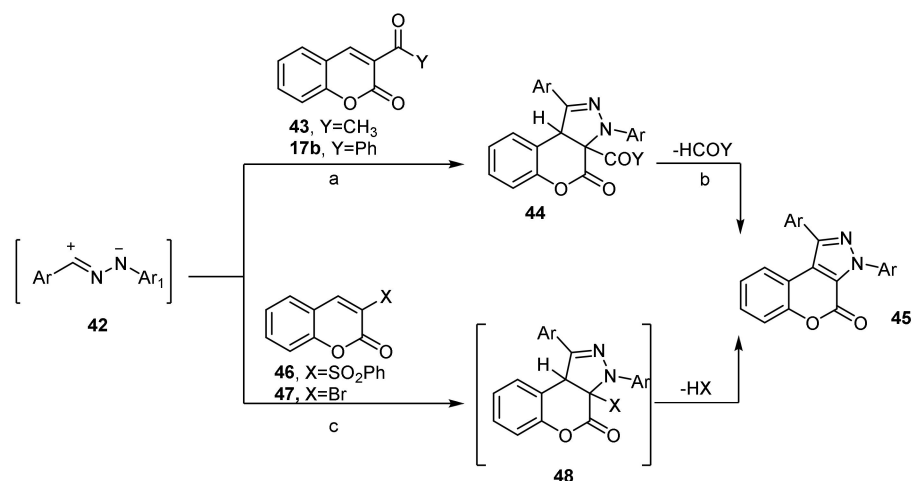
Scheme 11. Synthesis of 1,3-diphenyl-chromeno[3,4-*c*]pyrazol-4(*1H*)one (**39**). Reagents and conditions. (a) Diphenylnitrilimine (DPNI), benzene, TEA, 65% yield; (b) KOH (10%), 1 h, reflux, 80% yield; (c) heat, 98% yield.

On the other hand, thermal conversion of 4-diazo-methyl coumarins **40** into the corresponding chromeno[3,4-*c*]pyrazol-4(*2H*)-ones **41** in toluene followed the pathway depicted in Scheme 12 [42,43]. The presence of the alkyl substituent at the peri position to the attached diazo-methyl group in coumarins markedly destabilized the diazo-methyl group and facilitated the pyrazole isomerization.



Scheme 12. Thermal conversion of 4-diazo-methyl coumarin. Reagents and conditions. Toluene, heat, stirring, R = H: 85% yield, R = Me: 98% yield.

Hydrazonyl halides played an important role in the preparation of chromeno[3,4-*c*]pyrazol-4(*2H*)-ones [11]. This coumarin was accessible from the reaction of hydrazonyl halides **42** with 3-acetylcoumarin (**43**) or 3-benzoylcoumarin (**17b**) in the presence of triethylamine. Subsequently, the dihydro-products **44** were refluxed in aqueous potassium hydroxide (10%) solution, and toluene successively to give chromeno[3,4-*c*]pyrazol-4(*2H*)-ones **45** (Scheme 13). Alternatively, compounds **45** were synthesized via cycloaddition of the hydrazonyl halides **42** to the 3-phenylsulphonylcoumarin (**46**), or the 3-bromocoumarin (**47**). The thermal elimination of benzenesulfinic acid or hydrogen bromide from the corresponding cyclo-adducts **48** resulted in the target **45** (Scheme 13).



Scheme 13. The role of hydrazone halides in the preparation of chromeno[3,4-*c*]pyrazol-4(2*H*)-ones. Reagents and conditions. (a) Benzene, reflux, TEA, two outputs Y = CH₃ (51%), Y = Ph (48%); (b) i: KOH (10%), 12 h, reflux; ii: toluene, 2 h, reflux; (c) benzene, reflux, TEA, two outputs Ar = C₆H₄F-*p*, Ar₁ = C₆H₄NO₂-*p* (48%), Ar = C₆H₃Cl₂-2,4, Ar₁ = C₆H₄NO₂-*p* (51%).

Imidazole

Fusion of the imidazole ring with the pyrone ring of coumarin leads to one structural isomer, namely chromeno[3,4-*d*]imidazol-4-one, chromeno[3,4-*d*]imidazole-4(3*H*)-one, (1*H*-benzopyrano[3,4-*d*]imidazole) (Figure 2).

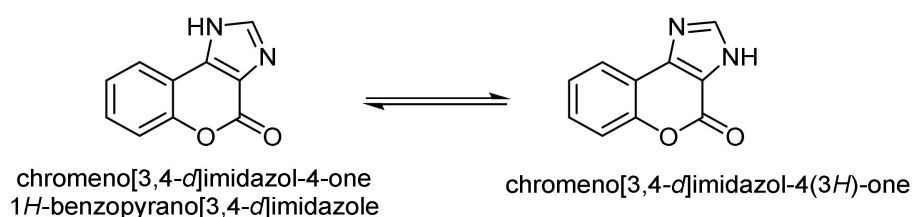
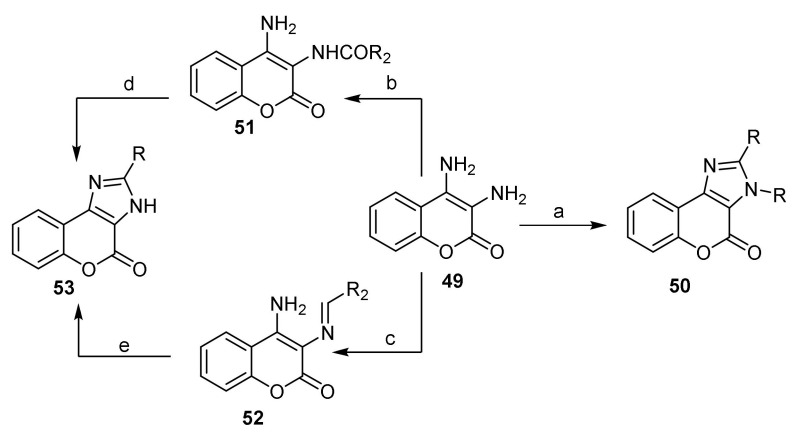


Figure 2. The common isomer of fused chromeno-imidazole.

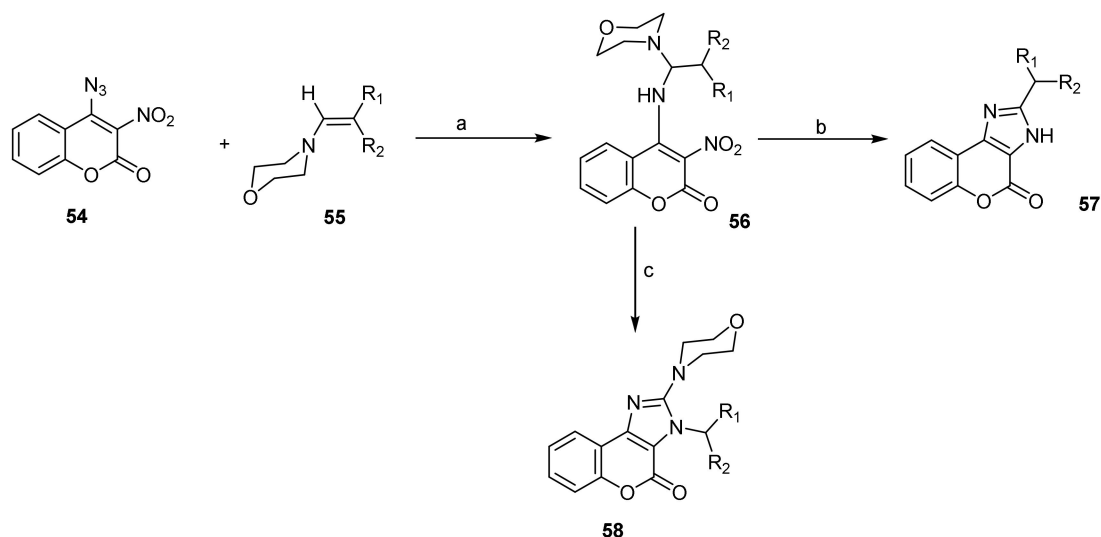
Chromeno[3,4-*d*]imidazol-4-one; (1*H*-Benzopyrano[3,4-*d*]imidazole) Imidazole Construction

Few synthetic routes to prepare benzo-pyrano-imidazoles were reported. The main synthetic approach involved the condensation of 3,4-diaminocoumarin (49) with different reagents [7,44]. Kitan and his coworkers elaborated a simple synthetic route of novel 1*H*-benzopyrano[3,4-*d*]imidazole-4-one starting from the in situ prepared 3,4-diaminocoumarin (49) by catalytic hydrogenation of 4-amino-3-nitrocoumarin. The condensation of 3,4-diaminocoumarin (49) with different acids including formic acid, acetic acid, or formaldehyde in presence of concentrated hydrochloric acid established 1*H*-benzopyrano[3,4-*d*]imidazoles 50 (Scheme 14) [7]. On the other hand, different series of 3-*N*-(4-aminocoumarin-3-yl)aroylamides 51 and 3-*N*-arylidenamino-4-aminocoumarins 52 were prepared from 3,4-diaminocoumarin 49. Cyclization of 51 and 52 under heating, or in the presence of lead tetraacetate resulted in the fused 2-substituted 4*H*-chromeno[3,4-*d*]oxazol-4-ones 53 (Scheme 14) [44].



Scheme 14. Simple synthetic routes of novel 1*H*-benzopyrano[3,4-*d*]imidazoles **50** and **53**. Reagents and conditions. (a) i: Formic acid, conc. HCl, heating, 12 h, R = R₁ = H, 87% yield; ii: glacial AcOH, conc. HCl, heating, 12 h, R = CH₃, R₁ = H, 92% yield; iii: HCHO, EtOH, conc. HCl, heating, 2 h, R = H, R₁ = CH₃, 82% yield; (b) (AcO₂)₂O or RCOCl, benzene, heat, 40 °C, 1 h, 4 outputs with 50–84% yield; (c) appropriate aldehyde, EtOH, reflux, 1 h, 4 outputs with 59–81% yield; (d) oil bath, 310–320 °C, 30 min; (e) lead tetraacetate, benzene, stirring, r.t., 2 h, 4 outputs with 59–91% yields.

Trimarco's research group developed a new method to synthesize substituted [1]benzopyrano[3,4-*d*]imidazol-4(3*H*)-ones bearing hydrogen or alkyl groups on N-3, and alkyl or amino substituents on C-2 in good yields [45]. 2-Alkyl-[1]benzopyrano[3,4-*d*]imidazol-4(3*H*)-ones **57** were obtained from acetamidines **56** carrying a 3-nitrocoumarin group at N-1 by reduction with sodium borohydride/palladium 10% (Scheme 15) [45]. Benzopyranoimidazoles **58** of an amino substituent on C-2 were obtained by refluxing **56** in excess of triethyl phosphite (Scheme 15) [45].



Scheme 15. [1]Benzopyrano[3,4-*d*]imidazol-4(3*H*)-ones **57** and **58** bearing hydrogen or alkyl groups on N-3, and alkyl or amino substituents on C-2. Reagents and conditions. i, R₁ = Ph, R₂ = H; ii, R₁ = 4-BrC₆H₄, R₂ = H; iii, R₁ = CH₂Ph, R₂ = H; iv, R₁ = CH₂CH₃, R₂ = H; v, R₁ = R₂ = CH₃; (a) CH₂Cl₂, −40 °C, five outputs with 67–89% yields; (b) NaBH₄, Pd/C, MeOH, H₂O, five outputs with 55–65% yield; (c) N₂, P(OC₂H₃)₃, reflux, five outputs with 57–65% yields.

2.1.2. Two Different Heteroatoms

Thiazole and Isothiazole

4*H*-chromeno[3,4-*d*]thiazol-4-one (1*H*-benzopyrano[3,4-*d*]thiazole), 4*H*-chromeno[3,4-*c*]isothiazol-4-one (1*H*-benzopyrano[3,4-*c*]isothiazole), and 4*H*-chromeno[3,4-*d*]isothiazol-

4-one (1*H*-benzopyrano[3,4-*d*]isothiazole) are isomers of the fused five-member ring (containing N and S atoms) with the pyrone ring of coumarin (Figure 3).

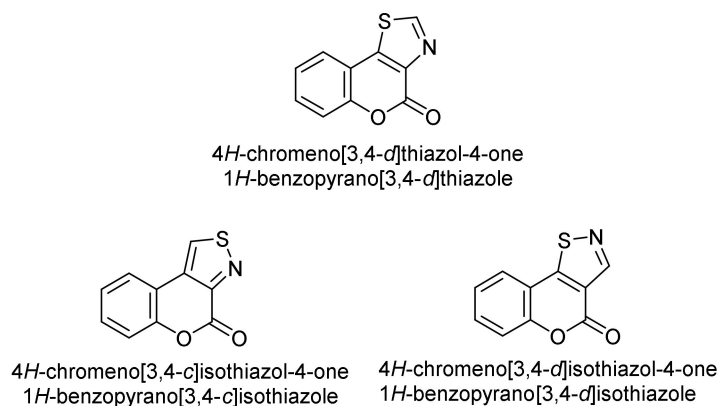
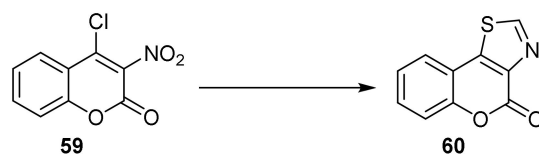


Figure 3. The common three isomers of fused the thiazole and isothiazole ring to the α -pyrone moiety of the coumarin.

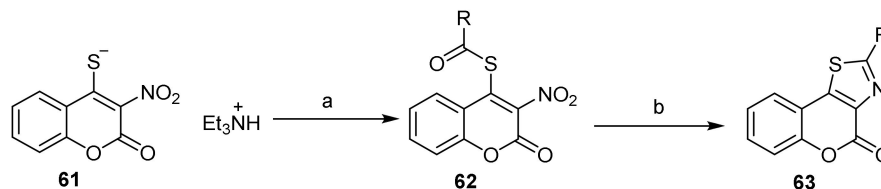
4*H*-Chromeno[3,4-*d*]thiazol-4-one Thiazole Construction

The reaction of 4-chloro-3-nitrocoumarin (**59**) with carbon disulfide in ethanol in the presence of sodium hydrogen sulfate produced 4*H*-chromeno[3,4-*d*]thiazol-4-one (**60**) (Scheme 16) [7].



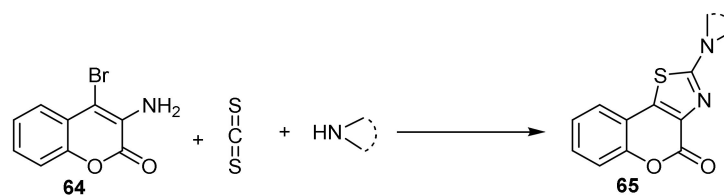
Scheme 16. Synthesis of 4*H*-chromeno[3,4-*d*]thiazol-4-one (**60**). Reagents and conditions. EtOH, NaHSO₃, pH 3, reflux, 3 h, 78% yield.

In situ prepared 4-arylythio-3-nitrocoumarins **62** which was obtained from the reaction of 4-mercapto-3-nitrocoumarin (**61**) with different aryl chlorides were allowed to cyclize in the presence of iron and glacial acetic acid that gave 2-aryl-4*H*-benzopyrano[3,4-*d*]thiazol-4-ones **63** (Scheme 17) [44].



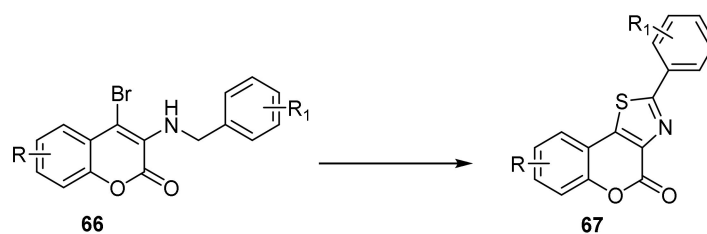
Scheme 17. Synthetic pathway of 2-aryl-4*H*-chromeno[3,4-*d*]thiazol-4-ones **63**. Reagents and conditions. (a) THF, stirring, 30 min, five outputs with 40–73% yield; (b) Fe, conc. AcOH, reflux, 60 °C for 1 h, 90 °C for 3–4 h, five outputs with 45–95% yield.

Anwar et al. employed a facile, green, and efficient, one-pot multicomponent reaction (MCR) catalyzed by iron(III) chloride to synthesize the coumarin annulated 2-aminothiazole (**65**) (Scheme 18) [46].



Scheme 18. Synthetic pathway of 2-amino-4*H*-chromeno[3,4-*d*]thiazol-4-ones **65**. Reagents and conditions. CS₂ (1.2 mmol) and K₂CO₃ (3.0 mmol), FeCl₃ (1.5 mmol), 110 °C, 6–8 h, N₂, pyrrolidine 64% yield, *N*-ethylaniline 74% yield.

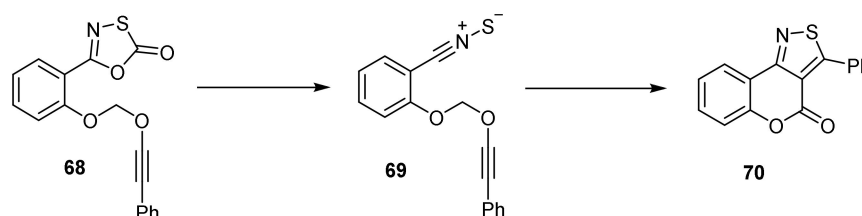
Transition metal-free oxidative coupling for the formation of C–S bonds was employed to synthesize different 4*H*-chromeno[3,4-*d*]thiazol-4-ones. The key point in C–H bond activation of 3-(benzylamino)-4-bromo-substituted chromenone derivatives **66** was the presence of sodium sulfide as a source of sulfur, and iodine as a catalyst. The terminal oxidation was performed by H₂O₂ to form various 2-phenyl-4*H*-chromeno(3,4-*d*)thiazol-4-one derivatives **67** (Scheme 19) [47].



Scheme 19. Oxidative cross-coupling reaction to synthesis of 4*H*-chromeno[3,4-*d*]thiazol-4-ones **67**. Reagents and conditions. Na₂S (3 equiv.), I₂ (20 mmol%), 30% aq. H₂O₂ (5 equiv), DMF, 120 °C, 22 outputs with 65–89% yields.

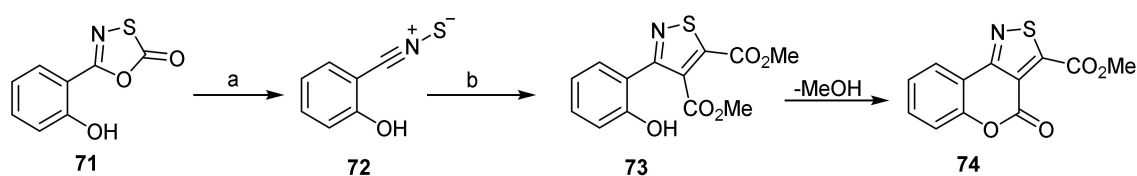
4*H*-Chromeno[3,4-*c*]isothiazol-4-one Pyrone Construction

The 1,3-dipolar cycloaddition reactions of nitrile sulfides (RC–N≡S[−]) played a particular role in the synthesis of 4*H*-chromeno[4,3-*c*]isothiazole [48–50]. For example, heating of acetylenic oxathiazolone (**68**) in xylene afforded 4-oxo-3-phenyl-4*H*-chromeno[4,3-*c*]isothiazole (**69**) [48]. The initial step of the reaction was decarboxylation of the oxathiazolone followed by intramolecular 1,3-dipolar cycloaddition of the resulting nitrile sulfide (**70**) to the adjacent alkyne (Scheme 20).



Scheme 20. Synthesis of 4-oxo-3-phenyl-4*H*-chromeno[4,3-*c*]isothiazole (**70**). Reagents and conditions. Xylene, heat, 16 h, 70% yield.

In 2010, Fordyce et al. improved a synthetic approach of 4*H*-chromeno[4,3-*c*]isothiazole as a result of the 1,3-dipolar cycloaddition reactions of *o*-hydroxybenzonitrile sulfide (**72**), generated by microwave-assisted decarboxylation of oxathiazolone (**71**) [51]. The reaction of the *o*-hydroxyphenyloxathiazolone (**73**) with dimethyl acetylenedicarboxylate DMAD (1:2) in ethyl acetate supplied methyl 4-oxo-4*H*-chromeno[4,3-*c*]isothiazole-3-carboxylate (**74**) (Scheme 21).



Scheme 21. Synthesis of methyl 4-oxo-4*H*-chromeno[4,3-*c*]isothiazole-3-carboxylate (**74**). Reagents and conditions. (a) Heat, $-\text{CO}_2$, 84% yield; (b) EtOAc, DMAD, 10 min, 160 °C, microwave, 94% yield.

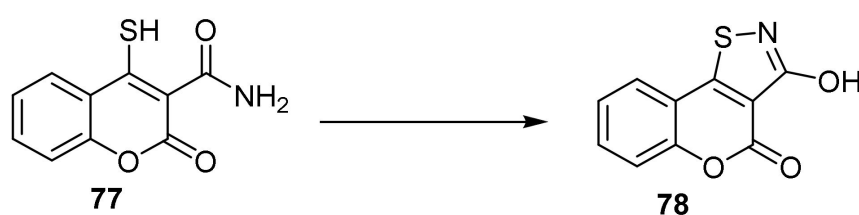
In 2017, Lee and his coworkers reported an efficient intramolecular Rh-catalyzed transannulation of thiadiazoles linked to cyanoalkoxycarbonyl. The ring closure of compound **75** was catalyzed by 1,1'-bis(diphenylphosphino) ferrocene DPPF to form the corresponding 8-substituted-3-phenyl-4*H*-chromeno[4,3-*c*]isothiazol-4-ones **76** in good yields of 90–99% (Scheme 22) [52].



Scheme 22. Synthesis of 8-substituted-3-phenyl-4*H*-chromeno[4,3-*c*]isothiazol-4-ones **76**. Reagents and conditions. An amount of 5.0 mol% $[\text{Rh}(\text{COD})\text{Cl}]_2$, 12.0 mol% DPPF, PhCl (1.0 mL), N_2 , 80 °C; R = H 90% yield; R = Me 99% yield; R = Br 90% yield.

4*H*-Chromeno[3,4-*d*]isothiazol-4-one

Up to our knowledge, only one article discussed the synthesis of 4*H*-chromeno[3,4-*d*]isothiazol-4-one [53]. The reported method included cyclization of 4-mercapto-2-oxo-2*H*-chromene-3-carboxamide (**77**) on heating with bromine in ethyl acetate to form 2-hydroxy-4*H*-chromeno[3,4-*d*]isothiazol-4-one (**78**) (Scheme 23).



Scheme 23. Synthesis of 4*H*-chromeno[3,4-*d*]isothiazol-4-one (**78**). Reagents and conditions. Br_2 , EtOAc, heat, 4 h, 96% yield.

Oxazole and Isoxazole

Fusion of a five-member ring containing (N and O atoms) with the pyrone ring of coumarin leads to four structural isomers, viz. 4*H*-chromeno[3,4-*d*]oxazol-4-one, 4*H*-chromeno[4,3-*d*]oxazol-4-one, 4*H*-chromeno[3,4-*d*]isoxazol-4-one and 4*H*-chromeno[4,3-*c*]isoxazol-4-one (Figure 4).

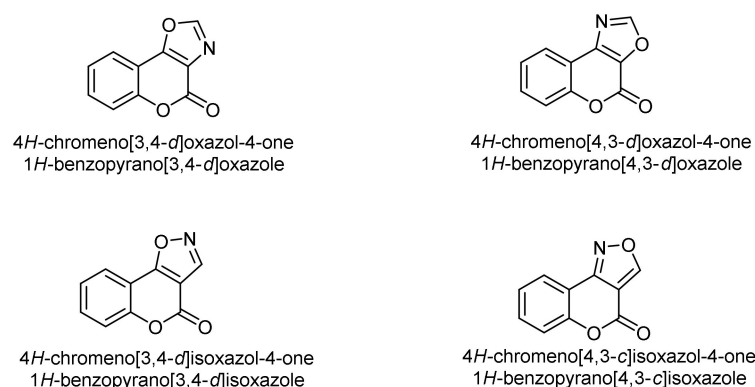
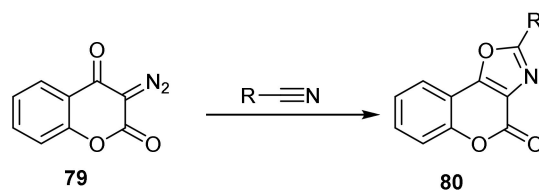


Figure 4. The common four isomers of fused oxazole and isoxazole ring to the α -pyrone moiety of the coumarin.

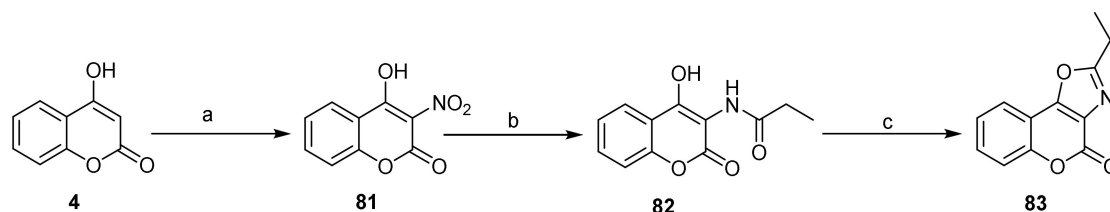
4*H*-Chromeno[3,4-*d*]oxazol-4-one Oxazole Construction

Rhodium(II)-catalyzed reactions of 3-diazo-2,4-chromenedione (**79**) with several nitriles, such as acetonitrile, chloroacetonitrile and phenylacetonitrile established 2-substituted-4*H*-chromeno[3,4-*d*]oxazol-4-ones **80** (Scheme 24) [54]. The 3-diazo-2,4-chromenedione (**79**) was prepared by the diazo-transfer reaction of the corresponding 4-hydroxycoumarin (**4**) with mesyl azide according to Taber's method [55].



Scheme 24. 3-Diazo-2,4-chromenedione in the preparation of 4*H*-chromeno[3,4-*d*]oxazol-4-ones **72**. Reagents and conditions. $\text{Rh}_2(\text{OAc})_4$, 60 °C, 5 h, three outputs, R = CH₃ 50% yield, R = CH₂Cl 95% yield, R = CH₂Ph 73% yield.

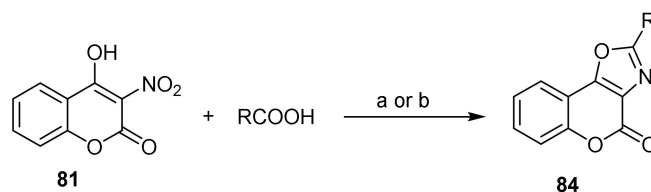
3-Nitro-4-hydroxycoumarin was crucial for the preparation of 2-substituted-4*H*-chromeno[3,4-*d*]oxazol-4-one. In 1961, Dallacker et al. reported the preparation of 3-nitrocoumarin (**73**) from 4-hydroxycoumarin (**4**) upon nitration with nitric acid in glacial acetic acid. Reduction of **81** by Raney nickel in presence of propionic anhydride afforded the corresponding *N*-(4-hydroxy-2-oxo-2*H*-chromen-3-yl)-propionamide (**82**). Intramolecular cyclization of amide **82** by heating in acetic anhydride afforded 2-ethyl-4*H*-chromeno[3,4-*d*]oxazol-4-one (**83**) (Scheme 25) [56].



Scheme 25. 3-Nitrocoumarin in the preparation of 4*H*-chromeno[3,4-*d*]oxazol-4-one (**83**). Reagents and conditions. (a) HNO₂, glacial AcOH; (b) Raney Ni, CH₃CH₂COOCOCH₂CH₃; (c) acetic acid anhydride, heat, 96% yield.

In 2018, Litinas and his coworkers summarized the previous scheme in a green chemistry methodology [57]. They described the reaction of 4-hydroxy-3-nitrocoumarin (**81**) with acids in a one-pot reaction in the presence of PPh₃ and P₂O₅ under microwave irradiation. Another one-pot two-step reaction was accomplished in the presence of

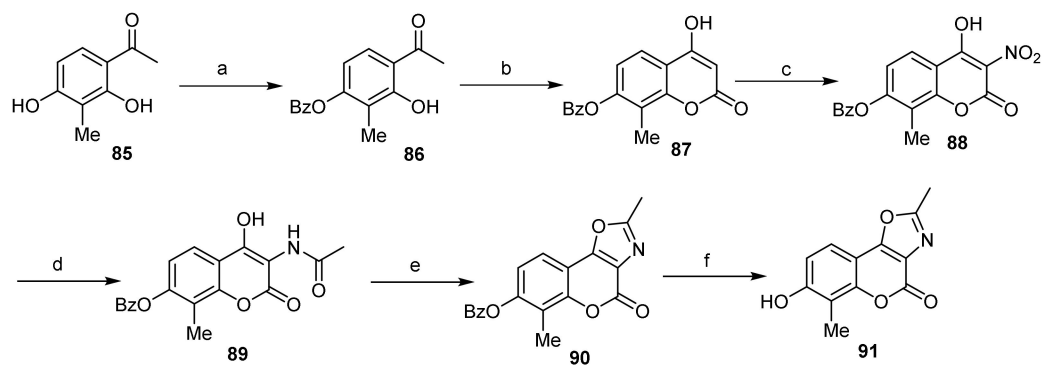
Pd/C and hydrogen, followed by treatment with P₂O₅ under microwave irradiation (Scheme 26) [57].



Scheme 26. One-pot synthesis of 2-substituted 4*H*-chromeno[3,4-*d*]oxazol-4-ones **84**. Reagents and conditions: (a) PPh₃ (2.5 equiv), P₂O₅ (4 equiv), MW irradiation, 130 °C or 140 °C, 1.5 h; (b) 5 mole % Pd/C (10%), H₂ 1 atm, r.t., 1–3 h, then P₂O₅ (4 equiv), MW irradiation, 130 °C, 1 h, ten outputs with up to 91% yield.

Pyrone and Oxazole Construction

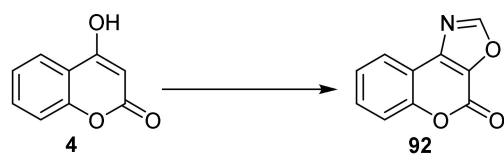
Wilson and his coworkers reported a high yield six-step synthesis of 7-hydroxy-2,6-dimethylchromeno[3,4-*d*]oxazol-4-one (**91**) from commercially available 2,4-dihydroxy-3-methylacetophenone (**85**). The chemoselective benzylation of 2,4-dihydroxy-3-methylacetophenone (**85**) gave the corresponding 4-benzyloxy derivative (**86**). Compound **86** was converted into the 4-hydroxycoumarin derivative (**87**) using diethyl carbonate and sodium hydride. Nitration of **87** with fuming nitric acid in chloroform at room temperature afforded the nitro derivative (**88**). Reduction of **88** using zinc in refluxing acetic acid afforded 3-acetamido-4,7-dihydroxycoumarin (**89**). Cyclization of **89** was achieved using pyridine-buffered POCl₃ in THF under the Robinson–Gabriel mechanism. Finally, 7-hydroxy-2,6-dimethylchromeno[3,4-*d*]oxazol-4-one (**91**) was attainable through the debenylation of oxazole **90** (Scheme 27) [58].



Scheme 27. Synthesis of 7-hydroxy-2,6-dimethylchromeno[3,4-*d*]oxazol-4-one (**91**). Reagents and conditions: (a) BnCl, K₂CO₃, KI, acetone, 56 °C, 88% yield; (b) NaH, CO(OEt)₂, toluene, 110 °C, 76% yield; (c) HNO₃, H₂SO₄, CHCl₃, room temperature, 93% yield; (d) Zn, AcOH, 110 °C, 86% yield; (e) POCl₃, pyridine, THF, 66 °C, 87% yield; (f) 10% Pd/C, H₂, THF/CH₂Cl₂, room temperature, 74% yield.

4*H*-Chromeno[4,3-*d*]oxazol-4-one Oxazole Construction

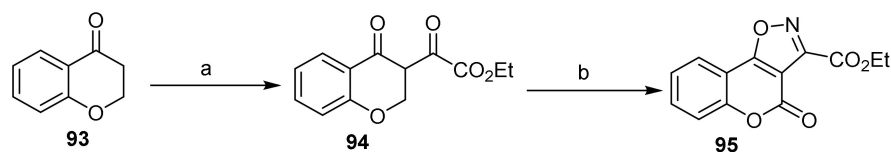
Regarding 4*H*-chromeno[4,3-*d*]oxazole-4-one, only one article mentioned the preparation of such a fused system [59]. In 2004, Ray and Paul reported the synthesized 4*H*-chromeno[4,3-*d*]oxazole-4-one (**92**) via the reaction of 4-hydroxycoumarin (**4**) with formamide under reflux (Scheme 28).



Scheme 28. Synthesis of 4*H*-chromeno[4,3-*d*]oxazol-4-one (**84**). Reagents and conditions. HCONH_2 , $160\text{ }^\circ\text{C}$, 84% yield.

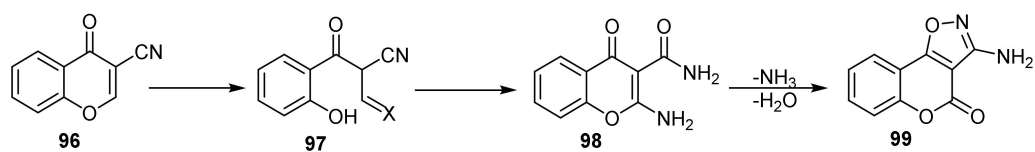
4*H*-Chromeno[3,4-*d*]isoxazol-4-ones Isoxazole Construction

4-Chromanone (**93**) was found to be one of the key compounds for the preparation of fused coumarin-isoxazole. 4-chromanone (**93**) was treated by a lower alkyl oxalate such as ethyl oxalate, in the presence of a suitable base (e.g., sodium amide, sodium methoxylate, or sodium hydride) in an anhydrous reaction medium. The obtained 4-oxo-chroman-3-glyoxylate (**94**) was refluxed with hydroxylamine hydrochloride in ethanol to create the fused isoxazole ring and ethyl 4*H*-chromeno[3,4-*d*]isoxazole-3-carboxylate (**95**) was formed (Scheme 29) [60].



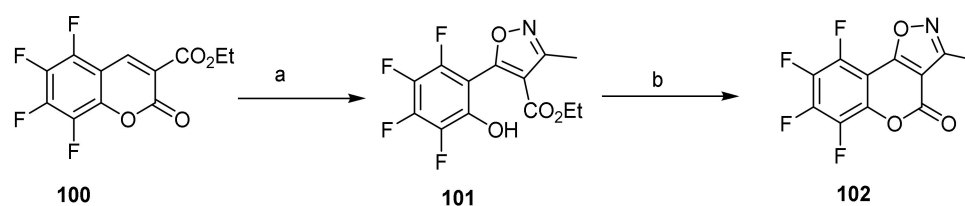
Scheme 29. 4-Chromanone in the synthesis of ethyl 4*H*-chromeno[3,4-*d*]isoxazol-3-carboxylate (**95**). Reagents and conditions. (a) Toluene, NaH, N_2 , stirring, r.t., 94% yield; (b) $\text{NH}_2\text{OH}\cdot\text{HCl}$, EtOH, reflux, 10 h, 91% yield.

Additionally, Sosnovskikh et al. studied the chemical transformation of the 3-cyanochromone (**96**) when reacted with hydroxylamine hydrochloride in basic condition. The cyclization at the CN group linked to the opened pyrone ring gave the corresponding 2-amino-3-carbamoylchromone (**98**). The re-cyclization of **98** exploiting another molecule of hydroxylamine led to the formation of 2-amino-4*H*-chromeno[3,4-*d*]isoxazol-4-one (**99**) (Scheme 30) [61].



Scheme 30. Synthesis of 2-amino-4*H*-chromeno[3,4-*d*]isoxazol-4-one (**99**). Reagents and conditions. $\text{NH}_2\text{OH}\cdot\text{HCl}$, NaOH, Ethanol, reflux, 45% yield.

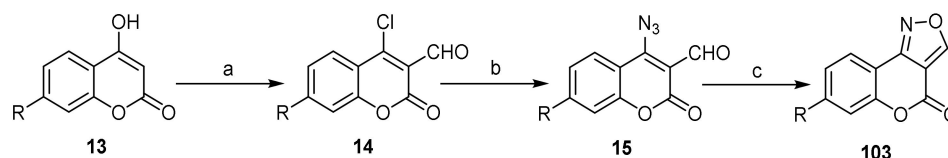
On the other hand, the reactivity of 3-ethoxycarbonyl-2-methyl substituted 5,6,7,8-tetrafluorochromone (**100**) toward hydroxylamine in an alkaline medium was explored [62]. Wherever the pyrone ring was firstly opened, hydroxylamine was involved in the isoxazole ring formation of **101**. Moreover, the cyclization to the corresponding 2-methyl-4*H*-6,7,8,9-tetrafluorochromeno[3,4-*d*]isoxazol-4-one (**102**) was performed by sulfuric acid treatment (Scheme 31) [62].



Scheme 31. Synthesis of polyfluorochromeno[3,4-*d*]isoxazol-4-one (**102**). Reagents and conditions. (a) $\text{NH}_2\text{OH} \cdot \text{HCl}$, TEA, MeOH, 2 h, rt, 85% yield; (b) H_2SO_4 , H_2O , reflux, 1.5 h, 82% yield.

4*H*-Chromeno[4,3-*c*]isoxazol-4-one Isoxazole Construction

The synthesis of 4*H*-chromeno[4,3-*c*]isoxazol-4-one starting from 4-azido-3-hydroxycoumarin was scarcely reported. Vilsmeier–Haack reagent supplied the system with chloride and formyl moieties (**14**). The chloride was replaced by azido when compound **14** was treated by NaN_3 to produce 4-azido-3-coumarin carboxaldehyde **15**. This last decomposed thermally to be depleted from nitrogen and spontaneously cyclized to 4*H*-chromeno[4,3-*c*]isoxazol-4-ones **103** (Scheme 32) [31].



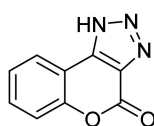
Scheme 32. Synthetic pathway of 4*H*-chromeno[4,3-*c*]isoxazol-4-ones **103**. Reagents and conditions. (a) POCl_3 , DMF, H_2O , four outputs with 65–80% yields; (b) NaN_3 , DMF, four outputs with 50–80% yield; (c) DMF, heat, 60–90 °C, $-\text{N}_2$, four outputs with 30–65% yields.

2.2. Five-Membered Aromatic Rings with Three Heteroatoms

2.2.1. Three Identical Heteroatoms

Triazole

Fusion of the triazole ring with the pyrone ring of coumarin leads to one structural isomer (chromeno[3,4-*d*][1,2,3]triazol-4(9*bH*)-one) (Figure 5).

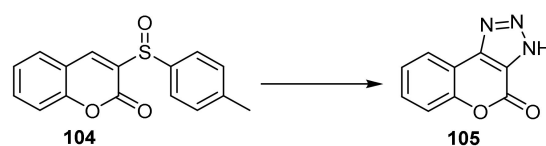


chromeno[3,4-*d*][1,2,3]triazol-4(9*bH*)-one
benzopyrone[3,4-*d*][1,2,3]triazole

Figure 5. The common isomer of the fused chromeno-triazole system.

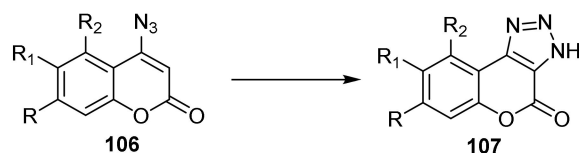
Chromeno[3,4-*d*][1,2,3]triazol-4(9*bH*)-one Triazole Construction

Dean and Park indicated the elimination of the sulphenic acid moiety during the addition of the corresponding 3-(4-methylphenylsulphonyl)coumarin (**104**) to sodium azide forming 4*H*-chromeno[3,4-*d*][1,2,3]triazol-(3*H*)4-one (**105**) (Scheme 33) [63].



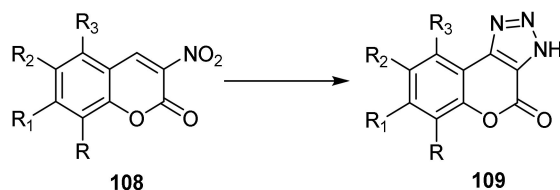
Scheme 33. Synthesis of 4*H*-chromeno[3,4-*d*][1,2,3]triazol-(3*H*)4-one (**105**). Reagents and conditions. NaN_3 , DMF, 95 °C, 5 h, N_2 , 84% yield.

A low to moderate yield of 4*H*-chromeno[3,4-*d*][1,2,3]triazol-(3*H*)4-ones **107** was obtained when 1,5-dipolar electro-cyclization took place within 4-azidocoumarins **106** that was induced by *t*-butoxide (Scheme 34) [64].



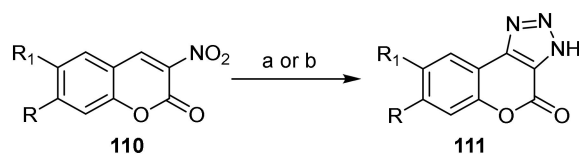
Scheme 34. 4-Azidocoumarins in the preparation of 4*H*-chromeno[3,4-*d*][1,2,3]triazol-(3*H*)4-ones **107**. Reagents and conditions. DMF or DMSO, *t*-BuOK, 50–60 °C, 5 h, stirring, six outputs with 12–41% yields.

A wide range of research demonstrated that 3-nitrocoumarin was the key compound for the synthesis of fused coumarin-triazole [65–67]. Vaccaro and his coworkers subjected the 3-nitrocoumarins **108** to a [3 + 2] cycloaddition with trimethylsilyl azide (TMSN₃) under a solvent-free condition (SFC). Tetrabutylammonium fluoride (TBAF) acted as a catalyst during the reaction to supply a series of 4*H*-chromeno[3,4-*d*][1,2,3]triazol-(3*H*)4-ones **109** (Scheme 35) [65]. This method confirmed that ammonium halogen TBAF salt can be efficaciously employed as a non-metallic catalyst for activating the silicon–nitrogen bond under SFC.



Scheme 35. TBAF-catalyzed cycloadditions of 3-nitrocoumarins with TMSN₃ under SFC. Reagents and conditions. An amount of (10 mol%) TBAF, TMSN₃ (2 equiv), 50 °C, eleven outputs with 76–94% yields.

In 2012, the formation of 4*H*-chromeno[3,4-*d*][1,2,3]triazol-(3*H*)4-ones **111** was described through a catalyst-free 1,3-dipolar cycloaddition of 3-nitrocoumarins **110** to sodium azide (Scheme 36). It was found that good yields were obtained in the presence of electron-withdrawing substituent on the aryl ring of 3-nitrocoumarins **110**. The reaction gave the best yield in DMSO at 80 °C after three lower temperatures attempts [66]. By applying this reaction, a novel group of 4*H*-chromeno[3,4-*d*][1,2,3]triazol-(3*H*)4-ones was achieved using microwave-assisted green chemistry procedures (Scheme 36) [67].

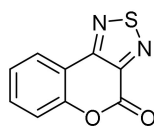


Scheme 36. 1,3-Dipolar cycloaddition of 3-nitrocoumarins with sodium azide. Reagents and conditions. a) NaN₃, DMSO, 80 °C, 1 h, five outputs with 66–89% yields; b) NaN₃ (1.2 equiv), DMF, Pyrex microwave vial equipped with a magnetic stir bar, stirred for 10 s, 160 C, 1 min, R = H, R₁ = CH₃ 94% yield; R = OCH₃, R₁ = H 69% yield.

2.2.2. Three Different Heteroatoms

Thiadiazole

Fusion of thiadiazole ring with the pyrone ring of coumarin furnishes one structural isomer, namely 4*H*-chromeno[3,4-*c*][1,2,5]thiadiazol-4-one (Figure 6).

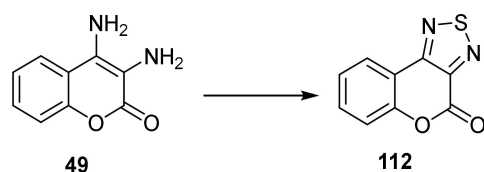


4*H*-chromeno[3,4-*c*][1,2,5]thiadiazol-4-one
4*H*-[*l*]benzopyrano[3,4-*c*][1,2,5]thiadiazol-4-one

Figure 6. The common isomer of the fused chromeno-thiadiazole system.

4*H*-Chromeno[3,4-*c*][1,2,5]thiadiazol-4-one Thiadiazole Construction

Synthesis of the 4*H*-chromeno[3,4-*c*][1,2,5]thiadiazol-4-one was reported by only one research article that belongs to Smirnov and his co-workers [68]. The reaction of 3,4-diaminocoumarin (**49**) with thionyl chloride in pyridine gave 4*H*-chromeno[3,4-*c*][1,2,5]thiadiazol-4-one (**112**) (Scheme 37).



Scheme 37. Synthetic pathway to 4*H*-chromeno[3,4-*c*][1,2,5]thiadiazol-4-one (**112**). Reagents and conditions. SOCl₂, pyridine, stirring for 3 h, r.t., 87% yield.

In summary, coumarins are one of the heterocyclic structures of great interest in the development of valuable biologically active structures. Since coumarins have versatile applications, synthesis trials of different structures of the coumarin-based scaffold were attempted. The different synthetic routes to synthesize coumarin (benzopyrone)-fused five-membered aromatic heterocycles with multi-heteroatoms built on the pyrone ring were discussed in this review to shed light on the evolution in synthetic methods. We found that the starting scaffolds for this preparation were mainly 4-hydroxy, 4-amino, 3,4-diamino, and 3-nitro derivatives of coumarin. Moreover, other various methods of building the pyrone ring from simple functionalized compounds were discussed. To date, 4*H*-chromeno[4,3-*d*]thiazol-4-one, 4*H*-chromeno[3,4-*c*][1,2,5]selenadiazol-4-one, and 4*H*-chromeno[3,4-*c*][1,2,5]oxadiazol-4-one (Figure 7) have not been feasible by any synthetic procedures.

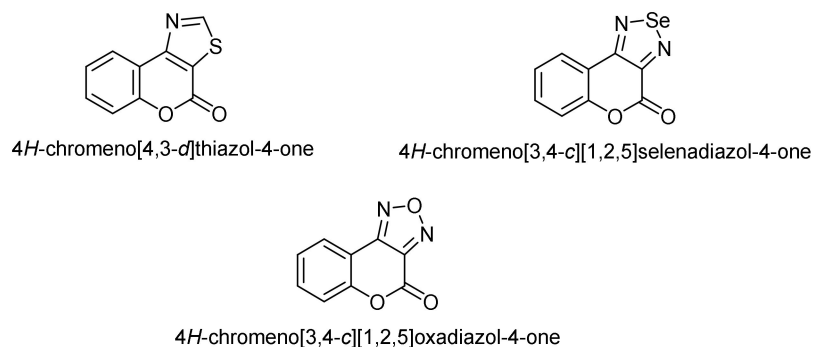


Figure 7. Coumarin-fused five-membered aromatic heterocycles have not been feasible by any synthetic procedures.

Author Contributions: E.R.E.-S. and G.K. collected publications and sorted them. E.R.E.-S. analyzed the literature and wrote the first draft. A.B.A. and G.K. developed the concept of the review. E.R.E.-S., A.B.A. and G.K. wrote the final draft and corrected the manuscript. All authors have read and agreed to the published version of the manuscript.

Funding: This research received no external funding.

Conflicts of Interest: The authors declare no conflict of interest.

References

1. Sethna, S.M.; Shah, N.M. The Chemistry of Coumarins. *Chem. Rev.* **1945**, *36*, 1–62. [[CrossRef](#)]
2. Medina, F.G.; Marrero, J.G.; Macías-Alonso, M.; González, M.C.; Córdova-Guerrero, I.; García, A.G.T.; Osegueda-Robles, S. Coumarin heterocyclic derivatives: Chemical synthesis and biological activity. *Nat. Prod. Rep.* **2015**, *32*, 1472–1507. [[CrossRef](#)]
3. Molnar, M.; Lončarić, M.; Kovač, M. Green Chemistry Approaches to the Synthesis of Coumarin Derivatives. *Curr. Org. Chem.* **2020**, *24*, 4–43. [[CrossRef](#)]
4. Salehian, F.; Nadri, H.; Jalili-Baleh, L.; Youseftabar-Miri, L.; Bukhari, S.N.A.; Foroumadi, A.; Küçükilinc, T.T.; Sharifzadeh, M.; Khoobi, M. A review: Biologically active 3,4-heterocycle-fused coumarins. *Eur. J. Med. Chem.* **2021**, *212*, 113034. [[CrossRef](#)]
5. Geetika, P.; Subhash, B. Review on Synthesis of Bio-Active Coumarin-Fused Heterocyclic Molecules. *Curr. Org. Chem.* **2020**, *24*, 2566–2587.
6. Lončar, M.; Jakovljevi, Č.M.; Šubarić, D.; Pavlič, M.; Služek, V.B.; Cindrić, I.; Molnar, M. Coumarins in Food and Methods of Their Determination. *Foods* **2020**, *9*, 645. [[CrossRef](#)]
7. Trkovanik, M.; Kalaj, V.; Kitan, D. Synthesis of new heterocyclocoumarins from 3,4-diamino- and 4-chloro-3-nitrocoumarins. *Org. Prep. Proced. Int.* **1987**, *19*, 450–455. [[CrossRef](#)]
8. Önder, F.C.; Durdaği, S.; Sahin, K.; Özpolat, B.; Ay, M. Design, Synthesis, and Molecular Modeling Studies of Novel Coumarin Carboxamide Derivatives as eEF-2K Inhibitors. *J. Chem. Inf. Model.* **2020**, *60*, 1766–1778. [[CrossRef](#)] [[PubMed](#)]
9. Sahoo, C.R.; Sahoo, J.; Mahapatra, M.; Lenka, D.; Sahu, P.K.; Dehury, B.; Padhy, R.N.; Paidasetty, S.K. Coumarin derivatives as promising antibacterial agent(s). *Arab. J. Chem.* **2021**, *14*, 102922. [[CrossRef](#)]
10. Mulwad, V.; Shirodkar, J. Synthesis of Some of the Antibacterial Compounds from 4-Hydroxycoumarins: Part II. *Ind. J. Chem.* **2002**, *41B*, 1263–1267.
11. Abunada, N.M.; Hassaneen, H.M.; Abu Samaha, A.S.M.; Miqdad, O.A. Synthesis and antimicrobial evaluation of some new pyrazole, pyrazoline and chromeno[3,4-c]pyrazole derivatives. *J. Braz. Chem. Soc.* **2009**, *20*, 975–987. [[CrossRef](#)]
12. El-Saghier, A.M.M.; Naili, M.B.; Rammash, B.K.; Saleh, N.A.; Kredan, K.M. Synthesis and antibacterial activity of some new fused chromenes. *Arhivoc* **2007**, *2007*, 83–91. [[CrossRef](#)]
13. Mishra, S.; Pandey, A.; Manvati, S. Coumarin: An emerging antiviral agent. *Heliyon* **2020**, *6*, e03217. [[CrossRef](#)]
14. Reddy, M.V.R.; Rao, M.R.; Rhodes, D.; Hansen, M.S.T.; Rubins, K.; Bushman, F.D.; Venkateswarlu, Y.; Faulkner, D.J. Lamellarin α 20-Sulfate, an Inhibitor of HIV-1 Integrase Active against HIV-1 Virus in Cell Culture. *J. Med. Chem.* **1999**, *42*, 1901–1907. [[CrossRef](#)] [[PubMed](#)]
15. Boger, D.L.; Soenen, D.R.; Boyce, C.W.; Hedrick, M.P.; Jin, Q. Total Synthesis of Ningalin B Utilizing a Heterocyclic Azadiene Diels–Alder Reaction and Discovery of a New Class of Potent Multidrug Resistant (MDR) Reversal Agents. *J. Org. Chem.* **2000**, *65*, 2479–2483. [[CrossRef](#)] [[PubMed](#)]
16. Neagoie, C.; Vedrenne, E.; Buron, F.; Mérour, J.-Y.; Roşca, S.; Bourg, S.; Lozach, O.; Meijer, L.; Baldeyrou, B.; Lansiaux, A.; et al. Synthesis of chromeno[3,4-b]indoles as Lamellarin D analogues: A novel DYRK1A inhibitor class. *Eur. J. Med. Chem.* **2012**, *49*, 379–396. [[CrossRef](#)]
17. Rajabi, M.; Hossaini, Z.; Khalilzadeh, M.A.; Datta, S.; Halder, M.; Mousa, S.A. Synthesis of a new class of furo[3,2-c]coumarins and its anticancer activity. *J. Photochem. Photobiol. B Biol.* **2015**, *148*, 66–72. [[CrossRef](#)] [[PubMed](#)]
18. Al-Ayed, A.S. Synthesis of New Substituted Chromen[4,3-c]pyrazol-4-ones and Their Antioxidant Activities. *Molecules* **2011**, *16*, 10292–10302. [[CrossRef](#)]
19. Hamdi, N.; Fischmeister, C.; Puerta, C.; Valerga, P. A rapid access to new coumarinyl chalcone and substituted chromeno[4,3-c]pyrazol-4(1H)-ones and their antibacterial and DPPH radical scavenging activities. *Med. Chem. Res.* **2010**, *20*, 522–530. [[CrossRef](#)]
20. Hosni, H.M.; Abdulla, M. Anti-inflammatory and analgesic activities of some newly synthesized pyridinedicarbonitrile and benzopyranopyridine derivatives. *Acta Pharm.* **2008**, *58*, 175–186. [[CrossRef](#)]
21. Khan, I.A.; Kulkarni, M.V.; Gopal, M.; Shahabuddin, M.; Sun, C.-M. Synthesis and biological evaluation of novel angularly fused polycyclic coumarins. *Bioorg. Med. Chem. Lett.* **2005**, *15*, 3584–3587. [[CrossRef](#)] [[PubMed](#)]
22. El-Sawy, E.; Abdelwahab, A.; Kirsch, G. Synthetic Routes to Coumarin(Benzopyrone)-Fused Five-Membered Aromatic Heterocycles Built on the α -Pyrone Moiety. Part 1: Five-Membered Aromatic Rings with One Heteroatom. *Molecules* **2021**, *26*, 483. [[CrossRef](#)]
23. Shawali, A.S.; Elanadouli, B.E.; Albar, H.A. Cycloaddition of diphenylnitrilimine to coumarins. The synthesis of 3a,9b-dihydro-4-oxo-1H-benzopyrano [4,3-c]pyrazole derivatives. *Tetrahedron* **1985**, *41*, 1877–1884. [[CrossRef](#)]
24. El-Dean, A.M.K.; Zaki, R.M.; Geies, A.A.; Radwan, S.M.; Tolba, M.S. Synthesis and antimicrobial activity of new heterocyclic compounds containing thieno[3,2-c]coumarin and pyrazolo[4,3-c]coumarin frameworks. *Russ. J. Bioorg. Chem.* **2013**, *39*, 553–564. [[CrossRef](#)]
25. Strakova, I.; Petrova, M.; Belyakov, S.; Strakovs, A. Reactions of 4-Chloro-3-formylcoumarin with Arylhydrazines. *Chem. Heterocycl. Compd.* **2003**, *39*, 1608–1616. [[CrossRef](#)]

26. Yin, Y.; Wu, X.; Han, H.-W.; Sha, S.; Wang, S.-F.; Qiao, F.; Lü, A.-M.; Lv, P.-C.; Zhu, H.-L. Discovery and synthesis of a novel series of potent, selective inhibitors of the PI3K?: 2-alkyl-chromeno[4,3-c]pyrazol-4(2H)-one derivatives. *Org. Biomol. Chem.* **2014**, *12*, 9157–9165. [[CrossRef](#)] [[PubMed](#)]
27. Chekir, S.; Debbabi, M.; Regazzetti, A.; Dargère, D.; Laprèvote, O.; Ben Jannet, H.; Gharbi, R. Design, synthesis and biological evaluation of novel 1,2,3-triazole linked coumarinopyrazole conjugates as potent anticholinesterase, anti-5-lipoxygenase, anti-tyrosinase and anti-cancer agents. *Bioorg. Chem.* **2018**, *80*, 189–194. [[CrossRef](#)]
28. Yin, Y.; Hu, J.-Q.; Wu, X.; Sha, S.; Wang, S.-F.; Qiao, F.; Song, Z.-C.; Zhu, H.-L. Design, synthesis and biological evaluation of novel chromeno[4,3-c]pyrazol-4(2H)-one derivatives containing sulfonamido as potential PI3K α inhibitors. *Bioorg. Med. Chem.* **2019**, *27*, 2261–2267. [[CrossRef](#)] [[PubMed](#)]
29. Lu, L.; Sha, S.; Wang, K.; Zhang, Y.-H.; Liu, Y.-D.; Ju, G.-D.; Wang, B.; Zhu, H.-L. Discovery of Chromeno[4,3-c]pyrazol-4(2H)-one Containing Carbonyl or Oxime Derivatives as Potential, Selective Inhibitors PI3K α . *Chem. Pharm. Bull.* **2016**, *64*, 1576–1581. [[CrossRef](#)]
30. Yin, Y.; Sha, S.; Wu, X.; Wang, S.-F.; Qiao, F.; Song, Z.-C.; Zhu, H.-L. Development of novel chromeno[4,3-c]pyrazol-4(2H)-one derivatives bearing sulfonylpiperazine as antitumor inhibitors targeting PI3K α . *Eur. J. Med. Chem.* **2019**, *182*, 111630. [[CrossRef](#)] [[PubMed](#)]
31. Steinführer, T.; Hantschmann, A.; Pietsch, M.; Weidenfels, M. Heterocyclisch [c]-Anellierte Cumarine Aus 4-Azido-3-Cumarincarbaldehyden. *Liebigs Ann. Chem.* **1992**, *1992*, 23–28. [[CrossRef](#)]
32. Mustafa, A.; Hishmat, O.H.; Nawar, A.A.; Khalil, K.H.M.A. Pyrazolo-cumarine und Pyrazolyl-cumarone. *Eur. J. Org. Chem.* **1965**, *684*, 194–200. [[CrossRef](#)]
33. Ibrahim, M.A. Ring transformation of chromone-3-carboxylic acid under nucleophilic conditions. *Arkivoc* **2008**, *2008*, 192. [[CrossRef](#)]
34. Ibrahim, M.A. Ring Transformation of Chromone-3-Carboxamide under Nucleophilic Conditions. *J. Braz. Chem. Soc.* **2013**, *24*, 1754–1763. [[CrossRef](#)]
35. Ibrahim, M.; Badran, A.; El-Gohary, N.; Hashiem, S. Studies on the Chemical Reactions of Some 3-Substituted-6,8-dimethylchromones with Nucleophilic Reagents. *J. Heterocycl. Chem.* **2018**, *55*, 2315–2324. [[CrossRef](#)]
36. Ibrahim, M.A.; El-Gohary, N.M.; Said, S. Reactivity of 6-Methylchromone-3-carbonitrile Towards Some Nitrogen Nucleophilic Reagents. *Heterocycles* **2018**, *96*, 690. [[CrossRef](#)]
37. Trimeche, B.; Gharbi, R.; Martin, M.-T.; Nuzillard, J.M.; Mighri, Z.; El Houla, S. Reactivity of [1]benzopyrano[4,3-c][1,5]benzodiazepin-7(8H)-ones towards some N-binucleophiles. *J. Chem. Res.* **2004**, *2004*, 170–173. [[CrossRef](#)]
38. Lokhande, P.; Hasanzadeh, K.; Konda, S.G. A novel and efficient approach for the synthesis of new halo substituted 2-arylpyrazolo[4,3-c] coumarin derivatives. *Eur. J. Chem.* **2011**, *2*, 223–228. [[CrossRef](#)]
39. Stadlbauer, W.; Hojas, G. Ring closure reactions of 3-arylhydrazonoalkyl-quinolin-2-ones to 1-aryl-pyrazolo[4,3-c]quinolin-2-ones. *J. Heterocycl. Chem.* **2004**, *41*, 681–690. [[CrossRef](#)]
40. Hariprasad, K.S.; Anand, A.; Rathod, B.B.; Zehra, A.; Tiwari, A.K.; Prakasham, R.S.; Raju, B.C. Neoteric Synthesis and Biological Activities of Chromenopyrazolones, Tosylchromenopyrazolones, Benzoylcoumarins. *ChemistrySelect* **2017**, *2*, 10628–10634. [[CrossRef](#)]
41. Fathi, T.; An, N.D.; Schmitt, G.; Cerutti, E.; Laude, B. Regiochemistry of the cycloadditions of diphenylnitrilimine to coumarin, 3-ethoxycarbonyl and 3-acetyl coumarins. *Tetrahedron* **1988**, *44*, 4527–4536. [[CrossRef](#)]
42. Ito, K.; Maruyama, J. 4-Diazomethylcoumarins and Related Stable Heteroaryldiazomethanes. Thermal Conversion into Condensed Pyrazoles. *J. Heterocycl. Chem.* **1988**, *25*, 1681–1687. [[CrossRef](#)]
43. Ito, K.; Maruyama, J. A Facile Intramolecular Cyclization of 4-Diazomethylcoumarins. A Convenient Route to Benzopyrano[3,4-c]pyrazol-4(3H)-ones. *Heterocycles* **1984**, *22*, 1057. [[CrossRef](#)]
44. Colotta, V.; Catarzi, D.; Varano, F.; Cecchi, L.; Filacchioni, G.; Martini, C.; Giusti, L.; Lucacchini, A. Tricyclic heteroaromatic systems. Synthesis and benzodiazepine receptor affinity of 2-substituted-1-benzopyrano[3,4-d]oxazol-4-ones, -thiazol-4-ones, and -imidazol-4-ones. *IL Farm.* **1998**, *53*, 375–381. [[CrossRef](#)]
45. Beccalli, E.M.; Contini, A.; Trimarco, P. 3-Nitrocoumarin Amidines: A New Synthetic Strategy for Substituted [1]Benzopyrano[3,4-d]imidazol-4(3H)-ones. *Eur. J. Org. Chem.* **2003**, *2003*, 3976–3984. [[CrossRef](#)]
46. Anwar, S.; Paul, S.B.; Majumdar, K.C.; Choudhury, S. Green, One-Pot, Multicomponent Synthesis of Fused-Ring 2-Aminothiazoles. *Synth. Commun.* **2014**, *44*, 3304–3313. [[CrossRef](#)]
47. Belal, M.; Khan, A.T. Oxidative cross coupling reaction mediated by I₂/H₂O₂: A novel approach for the construction of fused thiazole containing coumarin derivatives. *RSC Adv.* **2015**, *5*, 104155–104163. [[CrossRef](#)]
48. Brownsort, P.A.; Paton, R.; Sutherland, A.G. Intramolecular cycloaddition reactions involving nitrile sulphides. *Tetrahedron Lett.* **1985**, *26*, 3727–3730. [[CrossRef](#)]
49. Brownsort, P.A.; Michael Paton, A. Nitrile Sulphides. Part 7. Synthesis of [1]Benzopyrano[4,3-c]Isothiazoles and Isothiazolo[4,3-c]Quinolines. *J. Chem. Soc. Perkin Trans.* **1987**, 2339–2344. [[CrossRef](#)]
50. Brownsort, P.A.; Paton, R.M.; Sutherland, A.G. Nitrile Sulphides. Part 10. Intramolecular 1,3-Dipolar Cycloadditions. *J. Chem. Soc. Perkin Trans.* **1989**, 1679–1686. [[CrossRef](#)]
51. Fordyce, E.A.; Morrison, A.J.; Sharp, R.D.; Paton, R.M. Microwave-induced generation and reactions of nitrile sulfides: An improved method for the synthesis of isothiazoles and 1,2,4-thiadiazoles. *Tetrahedron* **2010**, *66*, 7192–7197. [[CrossRef](#)]

52. Seo, B.; Kim, H.; Kim, Y.G.; Baek, Y.; Um, K.; Lee, P.H. Synthesis of Bicyclic Isothiazoles through an Intramolecular Rhodium-Catalyzed Transannulation of Cyanothiadiazoles. *J. Org. Chem.* **2017**, *82*, 10574–10582. [[CrossRef](#)] [[PubMed](#)]
53. Checchi, S.; Pecori Vettori, L.; Vincieri, F. 4-Hydroxycoumarins. VIII. Substitution Reactions of 4-Chloro-3-Cyanocoumarins. *Gazz. Chim. Ital.* **1968**, *98*, 1488–1502.
54. Lee, Y.R.; Suk, J.Y.; Kim, B.S. Rhodium(II)-catalyzed reactions of 3-diazo-2,4-chromenediones. First one-step synthesis of pterophyllin 2. *Tetrahedron Lett.* **1999**, *40*, 6603–6607. [[CrossRef](#)]
55. Taber, D.F.; Ruckle, R.E.; Hennessy, M.J. Mesyl azide: A superior reagent for diazo transfer. *J. Org. Chem.* **1986**, *51*, 4077–4078. [[CrossRef](#)]
56. Dallacker, F.; Kratzer, P.; Lipp, M. Derivate des 2,4-Pyronons und 4-Hydroxy-cumarins. *Eur. J. Org. Chem.* **1961**, *643*, 97–109. [[CrossRef](#)]
57. Balalas, T.D.; Stratidis, G.; Papatheodorou, D.; Vlachou, E.-E.; Gabriel, C.; Hadjipavlou-Litina, D.J.; Litinas, K.E. One-pot Synthesis of 2-Substituted 4H-Chromeno[3,4-d]oxazol-4-ones from 4-Hydroxy-3-nitrocoumarin and Acids in the Presence of Triphenylphosphine and Phosphorus Pentoxide under Microwave Irradiation. *SynOpen* **2018**, *2*, 0105–0113. [[CrossRef](#)]
58. Gammon, D.W.; Hunter, R.; Wilson, S.A. An efficient synthesis of 7-hydroxy-2,6-dimethylchromeno[3,4-d]oxazol-4-one—a protected fragment of novenamine. *Tetrahedron* **2005**, *61*, 10683–10688. [[CrossRef](#)]
59. Ray, S.; Paul, S.K. Studies on Reaction of Hydroxycoumarin Compounds with Formamide. *Cheminform* **2005**, *36*. [[CrossRef](#)]
60. Freedman, J.; Milwaukee, W. 3-Substituted-4H(1)Benzopyrano(3,4-d) Isoxazoles 1971. U.S. Patent 3,553,228, 5 January 1971.
61. Sosnovskikh, V.Y.; Moshkin, V.S.; Kodess, M.I. A reinvestigation of the reactions of 3-substituted chromones with hydroxylamine. Unexpected synthesis of 3-amino-4H-chromeno[3,4-d]isoxazol-4-one and 3-(diaminomethylene)chroman-2,4-dione. *Tetrahedron Lett.* **2008**, *49*, 6856–6859. [[CrossRef](#)]
62. Saloutin, V.; Skryabina, Z.; Bazył, I.; Kisil', S. Interaction of 3-ethoxycarbonyl(carboxy)-substituted 5,6,7,8-tetrafluorochromones with N-nucleophiles: Synthesis of fluorocoumarins. *J. Fluor. Chem.* **1999**, *94*, 83–90. [[CrossRef](#)]
63. Dean, F.M.; Park, B.K. Activating groups for the ring expansion of coumarin by diazoethane: Benzoyl, pivaloyl, arylsulphonyl, arylsulphinyl, and nitro. *J. Chem. Soc. Perkin Trans.* **1976**, *1*, 1260–1268. [[CrossRef](#)]
64. Ito, K.; Hariya, J. Electrocyclization of 4-Azidocoumarins Leading to Benzopyrano[3,4-d]-1,2,3-triazol-4-ones. *Heterocycles* **1987**, *26*, 35. [[CrossRef](#)]
65. D'Ambrosio, G.; Fringuelli, F.; Pizzo, F.; Vaccaro, L. TBAF-catalyzed [3 + 2]cycloaddition of TMSN₃ to 3-nitrocoumarins under SFC: An effective green route to chromeno[3,4-d][1,2,3]triazol-4(3H)-ones. *Green Chem.* **2005**, *7*, 874–877. [[CrossRef](#)]
66. Wang, T.; Hu, X.-C.; Huang, X.-J.; Li, X.-S.; Xie, J.-W. Efficient synthesis of functionalized 1,2,3-triazoles by catalyst-free 1,3-dipolar cycloaddition of nitroalkenes with sodium azide. *J. Braz. Chem. Soc.* **2012**, *23*, 1119–1123. [[CrossRef](#)]
67. Schwendt, G.; Glasnov, T. Intensified synthesis of [3,4-d]triazole-fused chromenes, coumarins, and quinolones. *Mon. Für Chem. Chem. Mon.* **2017**, *148*, 69–75. [[CrossRef](#)]
68. Savel'Ev, V.L.; Samsonova, O.L.; Troitskaya, V.S.; Vinokurov, V.G.; Lezina, V.P.; Smirnov, L.D. Synthesis of 4H-[1]benzopyrano[3,4-c][1,2,5]thydiazol-4-one and its reactions with some nucleophilic and electrophilic agents. *Chem. Heterocycl. Compd.* **1988**, *24*, 805–810. [[CrossRef](#)]