



HAL
open science

Mechanochemical functionalization of mesoporous carbons for the catalytic transformation of trans-ferulic acid into vanillin

Noelia Lázaro, Jimena Castro-Gutiérrez, Pamela Ramírez-Vidal, Alain Celzard, Vanessa Fierro, Tahani Saad Algarni, Antonio Pineda, Rafael Luque

► **To cite this version:**

Noelia Lázaro, Jimena Castro-Gutiérrez, Pamela Ramírez-Vidal, Alain Celzard, Vanessa Fierro, et al.. Mechanochemical functionalization of mesoporous carbons for the catalytic transformation of trans-ferulic acid into vanillin. *ACS Sustainable Chemistry & Engineering*, 2021, 9 (13), pp.4704-4710. 10.1021/acssuschemeng.0c09028 . hal-03406246

HAL Id: hal-03406246

<https://hal.univ-lorraine.fr/hal-03406246>

Submitted on 27 Oct 2021

HAL is a multi-disciplinary open access archive for the deposit and dissemination of scientific research documents, whether they are published or not. The documents may come from teaching and research institutions in France or abroad, or from public or private research centers.

L'archive ouverte pluridisciplinaire **HAL**, est destinée au dépôt et à la diffusion de documents scientifiques de niveau recherche, publiés ou non, émanant des établissements d'enseignement et de recherche français ou étrangers, des laboratoires publics ou privés.

Mechanochemical functionalization of mesoporous carbons for the catalytic transformation of trans-ferulic acid into vanillin

Noelia Lázaro^a, Jimena Castro-Gutiérrez^b, Pamela Ramírez-Vidal^b, Alain Celzard^b, Vanessa Fierro^b, Tahani Saad AlGarni^d, Antonio Pineda^a and Rafael Luque^{a,c*}.

^a Departamento de Química Orgánica Universidad de Córdoba, Edificio Marie Curie (C-3), Campus de Rabanales, Ctra. Nnal. IV-A, Km 396, E14014, Cordoba, Spain.

^b Institute Jean Lamour, UMR 7198 CNRS, University of Lorraine, ENSTIB, 27 Rue Philippe Séguin, BP 21042, 88051 Epinal Cedex 9, France.

^c Peoples Friendship University of Russia (RUDN University), 6 Miklukho-Maklaya str., 117198, Moscow, Russia.

^d Chemistry Department, College of Science, King Saud University, Riyadh, 11451, Saudi Arabia

SUPPORTING INFORMATION

1. Textural properties.....	p.S2
2. TEM images.....	p. S3
3. GC-MS spectra.....	p.S3
4. Catalytic activity comparison.....	p.S4

1. Textural properties

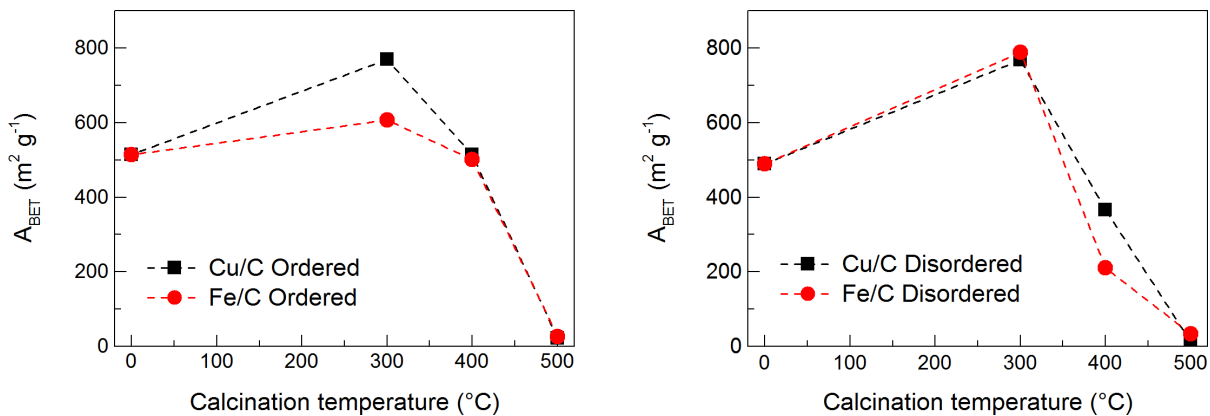


Figure S1. Evolution of A_{BET} with calcination temperature.

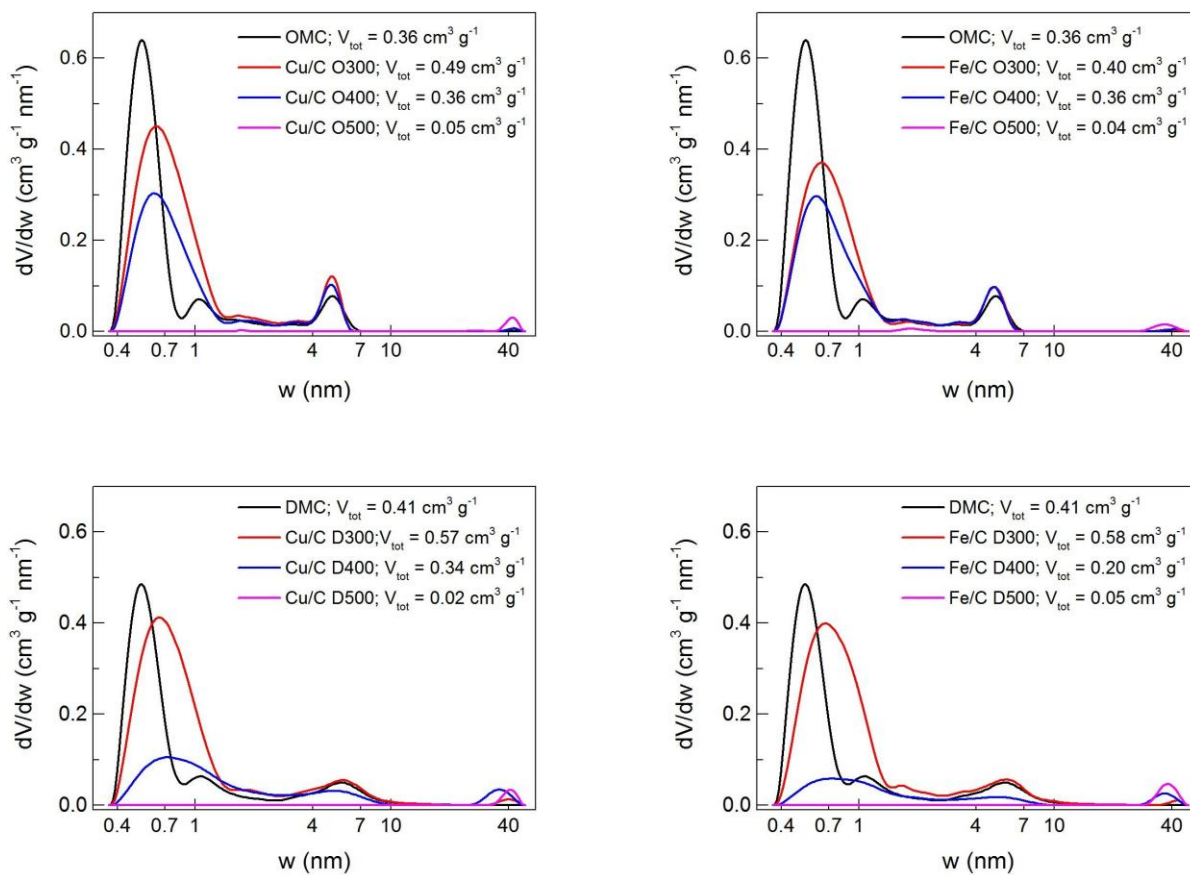


Figure S2. PSDs obtained by applying the 2D-NLDFT model to the adsorption branch of N_2 isotherms. Total pore volume (V_{tot}) was considered as the adsorbed volume at a relative pressure of 0.97.

2. TEM images




Figure S3. TEM image of synthesized materials at 500 nm. A: Cu/C D300; B: Cu/C D400; C: Cu/C D500; D: Cu/C O300; E: Cu/C O400; F: Cu/C O500.

3. GC-MS spectra

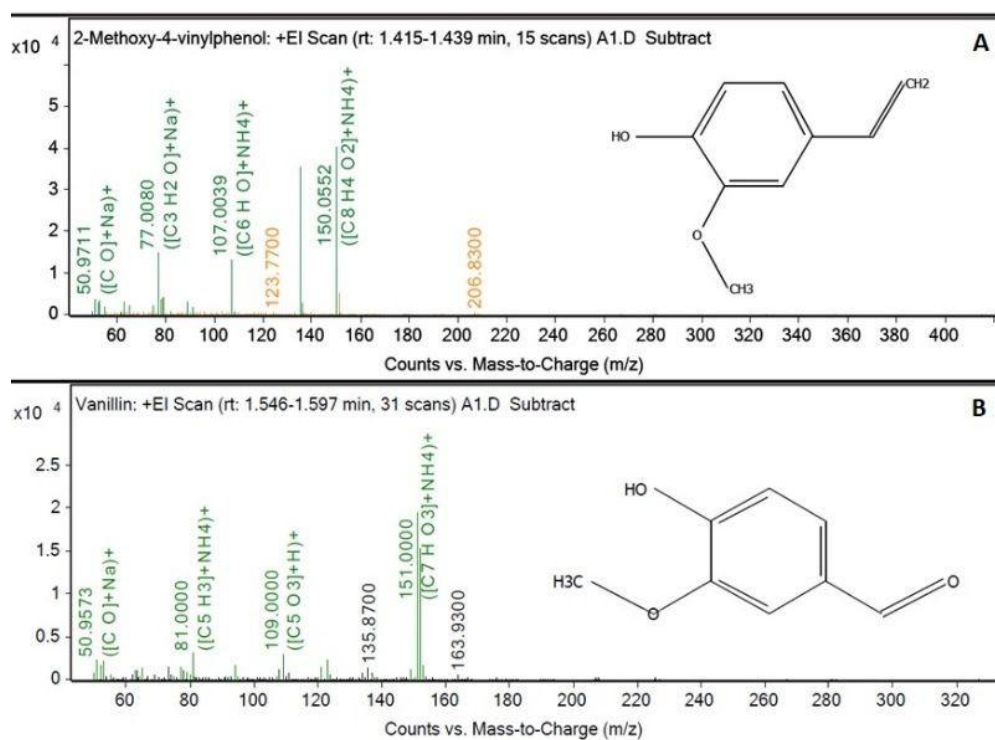
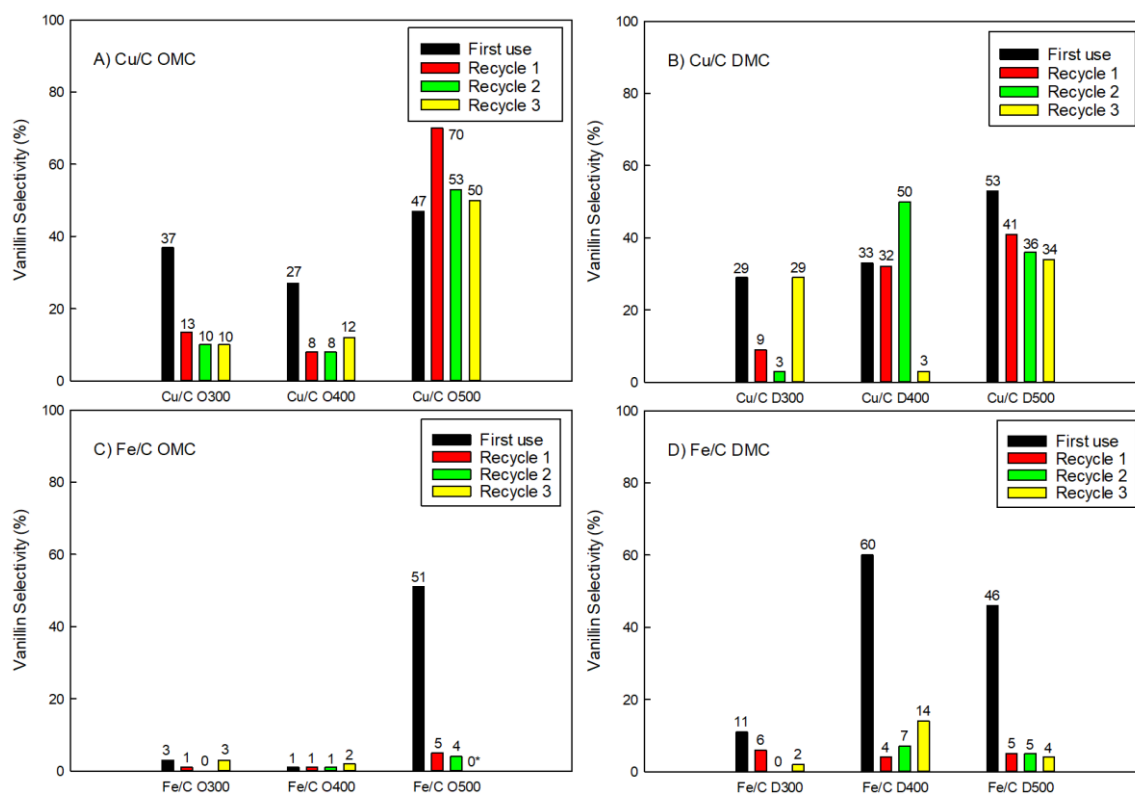


Figure S4. Products confirmation (GC-MS) in the reaction mixture. A: 2-methoxy-4-vinylphenol; B: Vanillin.

4. Catalytic activity



*Real value < 1 %.

Figure S5. Reusability study after 6 hour-reaction time of synthesized materials.

*