



HAL
open science

A theoretical scenario for the mechanical failure of boron carbide nanotubes

Azam Salmankhani, Zohre Karami, Amin Hamed Mashhadzadeh, Maryam Zarghami Dehaghani, Mohammad Reza Saeb, Vanessa Fierro, Alain Celzard, Mohammad Reza Saeb

► **To cite this version:**

Azam Salmankhani, Zohre Karami, Amin Hamed Mashhadzadeh, Maryam Zarghami Dehaghani, Mohammad Reza Saeb, et al.. A theoretical scenario for the mechanical failure of boron carbide nanotubes. *Computational Materials Science*, 2021, 186, pp.110022. 10.1016/j.commatsci.2020.110022 . hal-03406339

HAL Id: hal-03406339

<https://hal.univ-lorraine.fr/hal-03406339>

Submitted on 27 Oct 2021

HAL is a multi-disciplinary open access archive for the deposit and dissemination of scientific research documents, whether they are published or not. The documents may come from teaching and research institutions in France or abroad, or from public or private research centers.

L'archive ouverte pluridisciplinaire **HAL**, est destinée au dépôt et à la diffusion de documents scientifiques de niveau recherche, publiés ou non, émanant des établissements d'enseignement et de recherche français ou étrangers, des laboratoires publics ou privés.

A theoretical scenario for the mechanical failure of boron carbide nanotubes

Azam Salmankhani ¹, Zohre Karami ², Amin Hamed Mashhadzadeh ^{2*},
Maryam Zarghami Dehaghani ², Mohammad Reza Saeb ²,
Vanessa Fierro ³, Alain Celzard ^{3,†}

¹ Faculty of Mechanical Engineering, K. N. Toosi University of Technology, Tehran, Iran; azamsalmankhani@gmail.com; P.O.Code: 1969764499

² Center of Excellence in Electrochemistry, School of Chemistry, College of Science, University of Tehran, P.O. Box: 14155-6455, Tehran, Iran; zohrekarami.2013@yahoo.com & amin.hamed.m@gmail.com & maryam_zz67@yahoo.com & mrsaeb2008@gmail.com

³ Université de Lorraine, CNRS, IJL, F-88000 Epinal, France; vanessa.fierro@univ-lorraine.fr & alain.celzard@univ-lorraine.fr

* Correspondence: amin.hamed.m@gmail.com ,
amin.hamedmashhadzadeh@yahoo.com; Tel.: (+98-9113765114)

† Correspondence: alain.celzard@univ-lorraine.fr; Tel.: (+33-372-74-9614)

23 **Abstract**

24 Although the volume of research on carbon nanotubes (CNTs) has increased over a short
25 period, less attention has been paid to other types of carbon-based nano-objects such as boron
26 carbide (BC_3) nanotubes (BC_3NTs). In the present article, we modeled BC_3NTs using
27 molecular dynamics (MD) simulation to investigate the effects of chirality, wall number,
28 diameter and temperature on the mechanical failure of BC_3NTs , BC_3 nanobuds and BC_3NTs
29 with different kinds of defects. In addition, we modeled the corresponding CNTs to validate
30 the results and understand how the replacement of a quarter of the carbon atoms in the CNT
31 by boron atoms affects the properties of the newly formed nanotube. The results showed that
32 the variation of mechanical properties as a function of diameter and temperature was rather
33 limited, regardless of chirality. The Young's modulus, failure stress and failure strain of the
34 zigzag single-walled BC_3NTs (SWBC_3NTs) were lower than the armchair ones, and were
35 lower than those of the corresponding CNTs too. Furthermore, adding a second and third
36 wall to the SWBC_3NTs significantly improved their mechanical properties. Finally, we
37 modeled BC_3 nanobuds with 1 to 4 C_{60} attached to the surface of SWBC_3NTs and observed
38 that the properties decreased as the number of fullerenes increased. Moreover, considering
39 defective SWBC_3NTs revealed that two-atom vacancies and Stone-Wales defects resulted in
40 the highest and lowest reduction of mechanical properties, respectively.

41 **Keywords:** BC_3 nanotubes; Molecular Dynamics; Mechanical Properties; Nanobud; Defect

42

43 1. Introduction

44 Carbon nanotubes (CNTs) are best known for their excellent mechanical strength, high
45 thermal and electrical conductivity and good sensing capability, making them excellent
46 candidates for the development of technical materials and systems (see Figure 1S in the
47 Supplementary Information, SI) [1, 2]. Chemical doping with heteroelements is a promising
48 technique for improving their mechanical, electronic, optical and chemical properties [3-8].
49 A particular type of boron-doped CNTs can be obtained when a quarter of the carbon in the
50 graphene is replaced by boron atoms, resulting in a new structure called BC_3 graphene. Like
51 CNTs, BC_3 nanotubes (BC_3NTs) are formed when a BC_3 sheet is wound along its chiral
52 vector [9-11]. For BC_3 compounds, only the B-C and C-C bonds are considered stable, while
53 the B-B bonds are neglected because they are less stable. BC_3 nanosheets have good
54 temperature resistance and are of high crystalline quality [12].

55 The mechanical properties and failure mechanism of the nanostructures are of great
56 importance, particularly at high temperatures [13, 14]. Although BC_3NTs have been
57 extensively studied from an electronic or chemical perspective, less attention has been paid to
58 understanding the mechanical failure of BC_3NTs . In a recent work, we have modeled and
59 simulated the mechanical properties of either defect-free or defective C_3N nanotubes
60 (C_3NNTs) and their nanobuds, and analyzed and compared the results with the corresponding
61 modeled CNTs as a reference/control geometry for validation [15].

62 In this framework, we have developed BC_3 nanotubes by replacing a quarter of the CNTs
63 atoms with boron atoms in order to explore the effect of chirality, tube diameter, number of
64 walls and temperature on the elastic modulus, failure stress and failure strain of flawless and
65 defective BC_3NTs , as well as BC_3 nanobuds. Since no research has reported on the
66 mechanical properties of BC_3NTs , the results of our previous work on corresponding CNTs
67 with the same chirality and under the same loading conditions have been considered as a

68 reference to theoretically validate our new results obtained by Molecular Dynamics (MD)
69 simulation [15].

70

71 **2. Computational design**

72 The molecular dynamics modeling in the present study was performed using the
73 large-scale atomic/molecular massively parallel simulator (LAMMPS) package to predict the
74 mechanical properties of BC₃NTs in either armchair or zigzag chirality. To model C-C
75 bonds, we selected the modified Tersoff potential presented by Lindsay and Broido [16].
76 Moreover, to define the interaction of carbon and boron atoms, we used the Tersoff potential
77 parameters developed by Kinaci et al. [17]. Armchair and zigzag BC₃NTs with an
78 approximate length of 5 nm were modeled and the results obtained were compared with those
79 of the corresponding carbon nanotubes (CNTs) as reference materials from our previous
80 article [15]. To calculate the mechanical properties, the stress-free structures at the simulated
81 temperature were first performed with the isothermal-isobaric (NPT) ensemble at 300 K
82 (pressure of 1 bar) with the time span of 100 ps. Next, the simulation box was stretched along
83 the loading axial direction (z-direction) with the strain rate of 10⁹ s⁻¹. To measure the effects
84 of temperature, single-walled nanotubes in either zigzag or armchair chirality were modeled
85 and tested at temperatures varying from 300K to 900K. Besides, the effects of wall addition,
86 fullerene attachment, and different types of defects on the elastic modulus, failure stress and
87 failure strain of BC₃ nanotubes were determined under the same loading conditions. We have
88 provided a brief flowchart of the total modeling process used in the present study in Figure 1.
89 This flowchart follows the same procedure as that used in our previous article [15].

90

91

92 **3. Results and discussion**

93 *3.1. Mechanical properties of single-walled BC₃NTs*

94 To study the mechanical properties, we first modeled zigzag and armchair single-walled
95 BC₃ nanotubes (SWBC₃NTs) and their corresponding CNTs using molecular dynamics
96 (MD) simulation. A schematic of the modeled SWBC₃NTs and their stoichiometry are
97 shown in Figure S2 and Table 1, both derived from the reference materials [15]. The values
98 of radius corresponding to each chirality are tabulated in Table S1. In Figure S2 and Table 1,
99 DWBC₃NTs and TWBC₃NTs refer to double-walled and triple-walled nanotubes,
100 respectively. Next, all samples were subjected to uniaxial tensile loading with a strain rate of
101 0.001 ps⁻¹ when the temperature was set at 300K, and the stress-strain ($\sigma - \epsilon$) curves were
102 extracted to calculate Young's modulus, failure stress, and failure strain. A schematic view of
103 a (8,0) zigzag BC₃NT under uniaxial tensile loading is shown in Figure S3.

104

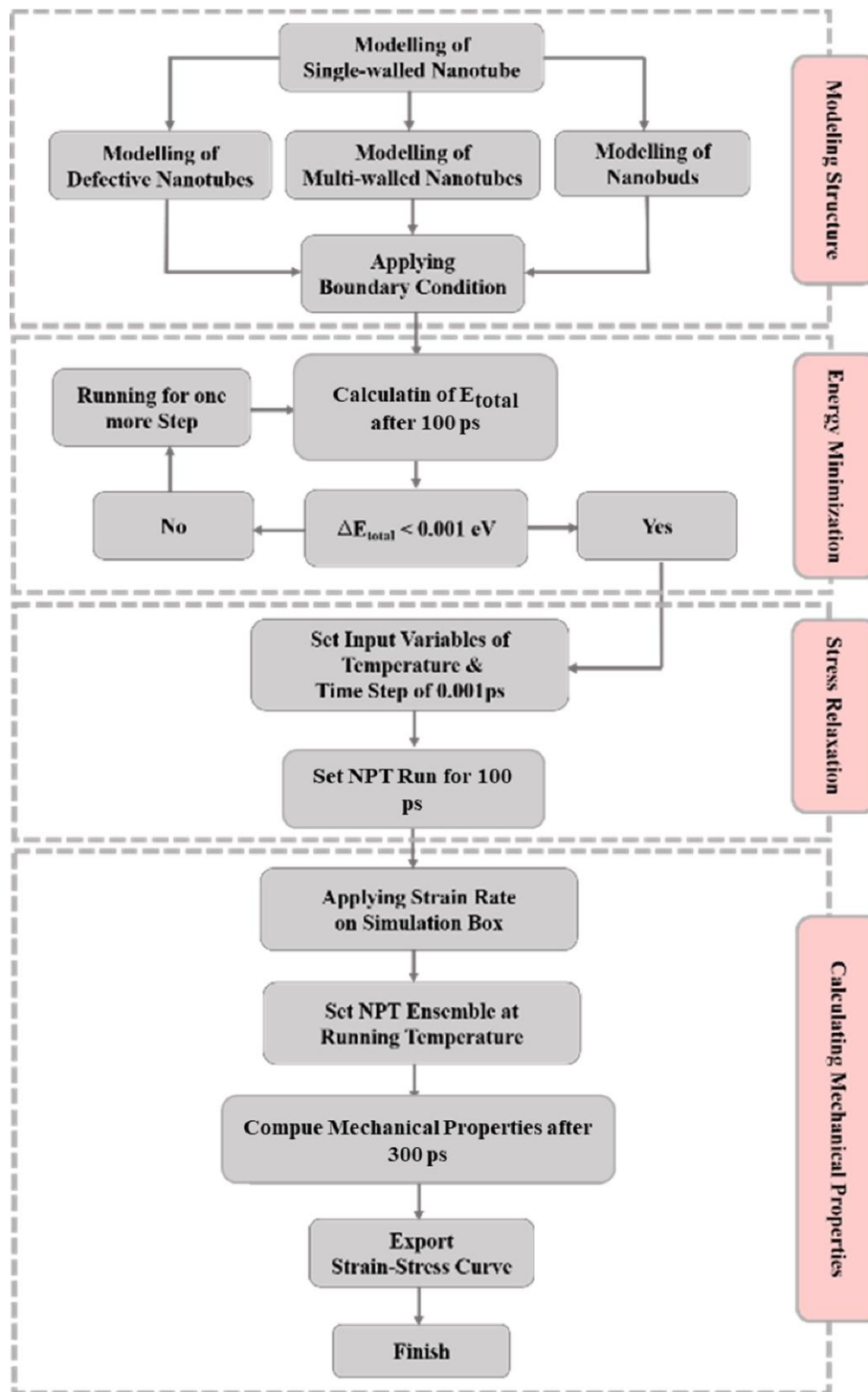


Figure 1. Flowchart of the overall simulation steps including modeling, energy minimization and calculation of properties.

Table 1. Stoichiometry and chirality of SWBC₃NTs, DWBC₃NTs, TWBC₃NTs.

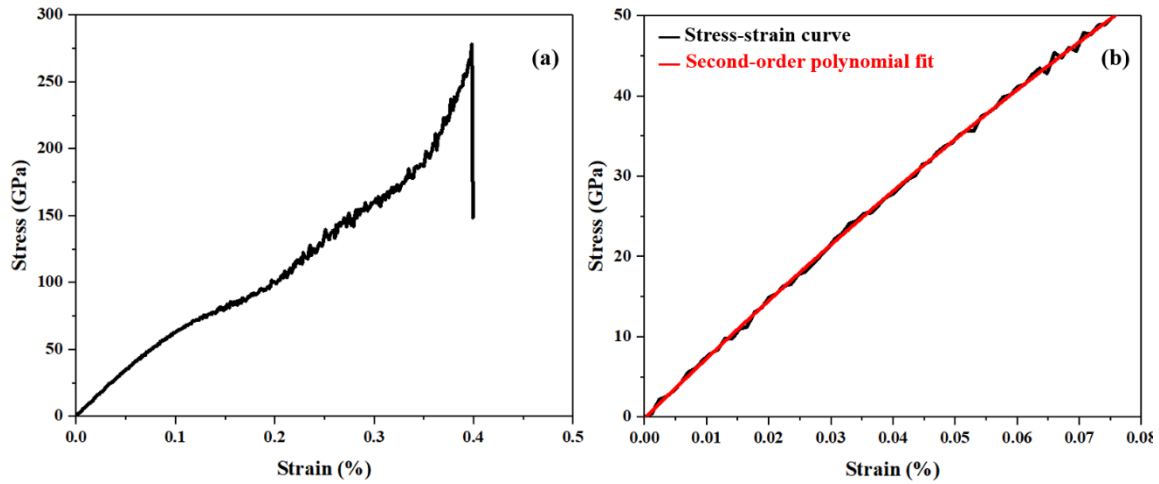
Chirality	Number of Atoms	Chirality	Number of atoms
(4,4)	328	(4,4),(7,7)	902
(6,6)	492	(4,4),(8,8)	984
(8,8)	656	(4,4),(9,9)	1066
(10,10)	820	(4,4),(10,10)	1148
(12,12)	984	(4,4),(11,11)	1230
(8,0)	384	(4,4),(12,12)	1312
(10,0)	480	(8,0),(14,0)	1056
(12,0)	576	(8,0),(16,0)	1152
(14,0)	672	(8,0),(18,0)	1248
(16,0)	768	(8,0),(20,0)	1344
(18,0)	864	(4,4),(8,8),(12,12)	1968
(20,0)	960	(8,0),(14,0),(20,0)	2016

106

107 To obtain the Young's modulus, a second-order polynomial was fitted to the linear part
108 of the stress-strain curves using the following equation [18].

$$\sigma = \frac{\partial U}{\partial \varepsilon} = D\varepsilon^2 + E\varepsilon + C \quad (1)$$

109 where E , D , and C are the Young's modulus, third-order elastic modulus and residual stress
110 of the nanotubes, respectively. A stress-strain curve plotted for a (6,6) armchair BC₃NT is
111 presented in Figure 2a, and Figure 2b shows a zoom of the linear part of the plot used for the
112 second-order polynomial fit. As seen in Figure 2a, the highest stress obtained is observed at a
113 strain rate of about 40%. Then, the stress drops to a considerably lower amplitude. Therefore,
114 the coordinates of this point correspond to the values of failure stress and failure strain.



115

116 **Figure 2.** (a) Stress-strain curve for a (6,6) armchair BC₃NT, and (b) zoom on the
 117 second-order polynomial fit.

118

119 The same steps were repeated for all SWBC₃NTs and the plots of the mechanical

120 properties are shown in Figure 3. According to Figure 3a, the Young's modulus of

121 SWBC₃NTs is significantly lower than those of the reference SWCNTs [15], either in zigzag

122 or armchair structure. This could be associated with the stronger C-C bonds of CNTs

123 compared to B-C bonds of BC₃NTs due to the shorter C-C bond (144.1 pm) compared to B-C

124 bond (153.5 pm). Furthermore, the Young's modulus of armchair SWBC₃NTs was slightly

125 higher than zigzag structures of close radius. By increasing the size of the nanotubes, the

126 elastic modulus of armchair SWBC₃NTs increased slightly from 724.8 GPa in structure (4,4)

127 to the maximum value of 780.5 GPa in structure (10,10) and then decreased to 776.7 GPa in

128 structure (12,12). Similarly, an upward behavior was observed in zigzag SWBC₃NTs, i.e.,

129 the Young's modulus increased from the lowest value of 718.4 GPa in structure (8,0) to the

130 highest value of 751.7GPa in structure (16,0), and then decreased slightly to 741.5 GPa in

131 structure (20,0). By increasing the radius, the elastic modulus of the armchair and zigzag

132 SWBC₃NTs increased by approximately 7% and 4%, respectively. The same behavior was

133 observed for the Young's modulus of armchair SWCNTs while zigzag SWCNTs remained

134 almost unchanged by increasing the radius of nanotubes [15]. The results previously obtained

135 [15] with armchair and zigzag SWCNTs as reference materials were in the range of 1 TPa,

136 which is close to other data [19-21], thereby demonstrating the accuracy of the used model
137 and the obtained results for SWBC₃NTs. In their experimental study, Yu et al. reported the
138 average modulus obtained for 8 SWCNT ropes using atomic force microscopy, equal to 1002
139 GPa [22]. Furthermore, Treacy et al. calculated an elastic modulus in the range of 2TPa for
140 individual SWCNTs of different lengths and radii [23]. Moreover, the failure stress plots in
141 Figure 3b reveal that armchair SWBC₃NTs have higher stress at break than zigzag
142 SWBC₃NTs (almost three times as high), and the same behavior was observed in armchair
143 SWCNTs compared to zigzag ones as derived from reference samples [15]. The results
144 obtained for armchair and zigzag SWBC₃NTs and their corresponding SWCNTs are
145 gathered in Tables S2 and S3, respectively.

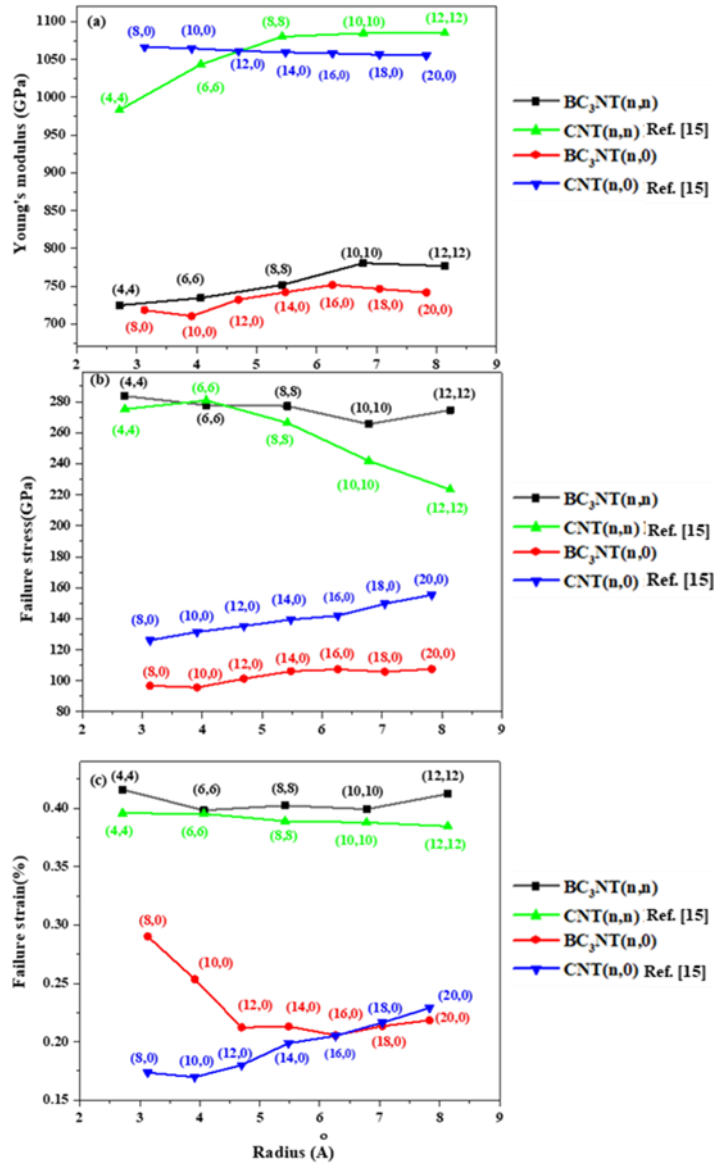


Figure 3. (a) Young's modulus, (b) failure stress and (c) failure strain of armchair and zigzag structures of SWBC₃NTs under uniaxial tensile tests at 300K and their corresponding reference SWCNTs materials (from [15]).

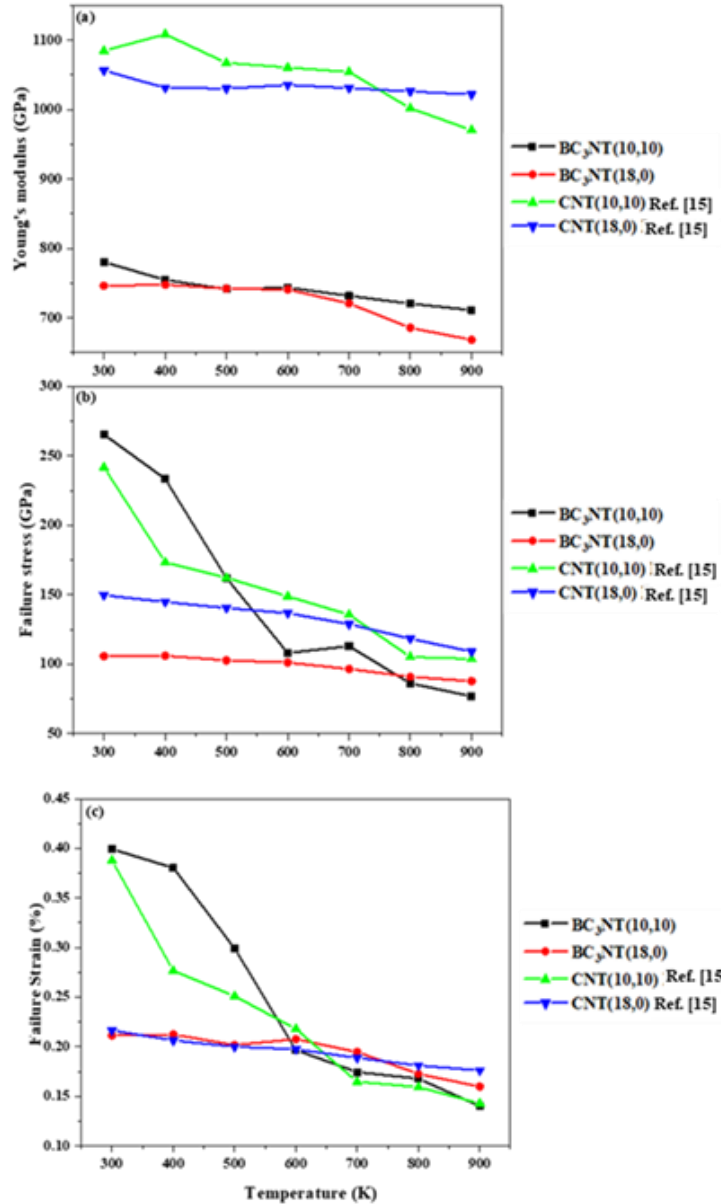
146

147 In addition, by increasing the radius of the nanotubes, the failure stress of the armchair
 148 SWBC₃NTs slowly decreased, while on the other hand, the failure stress of zigzag
 149 SWBC₃NTs increased (in the limits of certain fluctuations). The highest failure stress of the
 150 armchair and zigzag SWBC₃NTs obtained was observed in structures (4,4) and (20,0) with
 151 values of 283.71 GPa and 107.6 GPa, respectively. Figure 3c shows the failure strain of the
 152 SWBC₃NTs and their corresponding reference SWCNTs (from [15]). According To this

153 figure, and as already noted for elastic modulus and failure stress, the failure strain of zigzag
154 and armchair SWBC₃NTs was higher than or very close to that of SWCNTs with close
155 radius, and the failure strain of the armchair SWBC₃NTs was higher than that of the zigzags.
156 While the failure strain of the armchair SWBC₃NTs and SWCNTs was almost unchanged,
157 this property decreased significantly from the highest value of 0.295% in zigzag structure
158 (8,0) to the lowest value of 0.205% in structure (16,0), followed by a small increase to 0.218%
159 in structure (20,0). Overall, armchair SWBC₃NTs exhibited higher mechanical properties than
160 zigzag SWBC₃NTs.

161 To understand the effects of temperature on the mentioned properties, we selected a
162 zigzag and an armchair SWBC₃NT with the closest radius, of structures (18,0) and (10,10),
163 respectively, and examined their properties while the temperature was varied from 300K to
164 900K as shown in Figure 4. We also used the results of our previous article for comparison
165 with reference CNTs subjected to the same range of temperature [15]. This figure shows that
166 temperature had a negative effect on the mechanical properties of both SWBC₃NTs and
167 SWCNTs. The Young's modulus of the armchair SWBC₃NTs indeed constantly decreased
168 from 780.5 GPa at 300K to 711.2 GPa at 900K (i.e., by 8%) while the modulus of zigzag
169 SWBC₃NTs was reduced from 746.4 GPa at 300K to 668.4 GPa at 900K (i.e., by 10%).
170 Besides, Figures 4b and 4c reveal that, although the failure stress and failure strain of the
171 armchair SWBC₃NTs and SWCNTs were higher than for the corresponding zigzag structures
172 at lower temperatures, these properties decreased sharply in armchair structures, reaching a
173 lower value at higher temperatures compared to zigzag SWBC₃NTs or SWCNTs. The
174 minimum failure stress and failure strain were found in armchair SWBC₃NTs at 900K with
175 values of 76.85 GPa and 0.14%, respectively. The same kind of results were observed by
176 Zahedi et al. for BC₃ single-layers [24]. They found that the Young's modulus of BC₃

177 single-layers decreased by about 10% and 3% in armchair and zigzag directions at 900K
 178 compared to 200K, respectively.



179 **Figure 4.** (a) Young's modulus, (b) failure stress and (c) failure strain of (10,10) and (18,0)
 180 SWBC₃NTs and SWCNTs reference materials (from [15]) under uniaxial tensile tests as a
 181 function of temperature.
 182
 183

184 *3.2. Mechanical properties of double-walled BC₃NTs*

185 In order to determine the effects of wall addition on the mechanical properties of
 186 SWBC₃NTs, six armchair and four zigzag double-walled (DWBC₃NTs) were modeled and
 187 tested, and the results were compared with those of the corresponding reference CNTs from

188 [15]. A schematic view of the designed DWBC₃NTs is displayed in Figure S4, and the results
189 of Young's modulus, failure stress and failure strain are presented in Figure 5. All tests were
190 implemented at a constant temperature of 300K while the samples were subjected to uniaxial
191 tensile loading. It should be mentioned that there are some limitations for modeling
192 multi-walled nanotubes regarding interlayer distance. If the distance between layers exceeds
193 a critical value, see Figure S5 for upper and lower limits of interlayer distance, no van der
194 Waals interaction can take place between the layers and therefore no stable structure is
195 formed. Otherwise, when the interlayer distance is below a certain value, the structure is
196 unstable and collapses. Consequently, the distances shown in Figure S4 were selected to
197 model stable armchair and zigzag structures with similar dimensions.

198 Figure 5a shows that by increasing the radius of the nanotubes, which is the consequence
199 of the increase of the interlayer distance, the Young's modulus progressively decreased in
200 both DWBC₃NTs and reference DWCNTs samples from [15]. The elastic modulus of two of
201 the zigzag DWBC₃NTs including structures (8,0),(14,0) and (8,0),(16,0) was higher than
202 those for armchair DWBC₃NTs of a similar radius, including structures (4,4),(7,7) and
203 (4,4),(8,8), and two others had a lower modulus than the corresponding armchairs
204 DWBC₃NTs. The maximum Young's modulus of the armchair and zigzag DWBC₃NTs were
205 1122.9 GPa and 1094.4 GPa, obtained for structures (8,0),(16,0) and (4,4),(8,8), respectively,
206 and this property was about 8% and 5% lower in the thicker zigzag and armchair
207 DWBC₃NTs compared to the thinner ones. Comparison of the Young's modulus of
208 DWBC₃NTs and DWCNTs reveals the higher modulus of DWCNTs. The highest Young's
209 modulus of DWCNTs was 1553.3 GPa, calculated for the structure (8,0),(16,0). This value is
210 within the range of previous reports for DWCNTs, thus supporting the accuracy of the results
211 of this study [25, 26].

212 Unlike Young's modulus, the failure stress of armchair DWBC₃NT and DWCNT did not
213 change significantly, as seen in Figure 5b. This property generally decreased in both
214 structures by increasing the radius of double-walled nanotube despite some ups and downs.
215 For the zigzag structures, it can be observed that as the radius increased, the failure stress of
216 the zigzag DWCNTs remained virtually unchanged, while the failure stress of DWBC₃NT
217 with the same chirality dropped sharply to the lowest value obtained among all the
218 double-walled nanotubes studied (135.81GPa). The highest failure stress of DWBC₃NT was
219 obtained 422.77 GPa and 285.74 GPa, obtained for structures (4,4),(8,8) and (8,0),(16,0),
220 respectively, and this property decreased by about 50% and 11% in zigzag and armchair
221 DWBC₃NT, respectively.

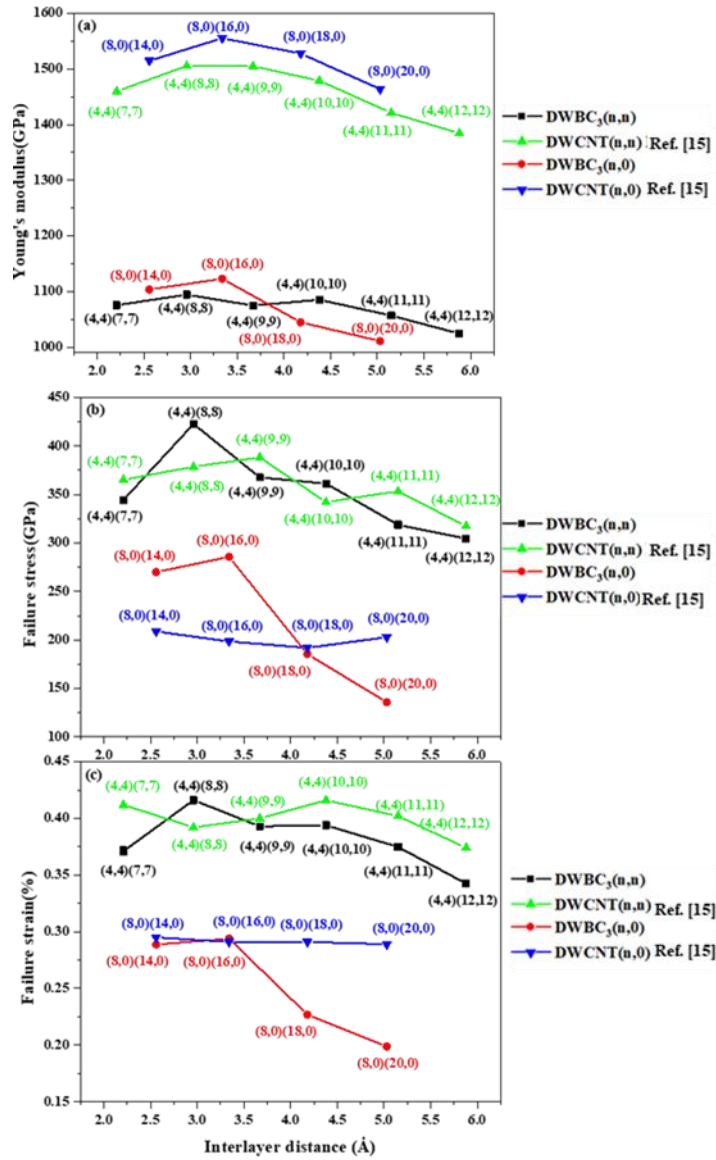


Figure 5. (a) Young's modulus, (b) failure stress and (c) failure strain of armchair and zigzag DWBC₃NTs 300K and their corresponding reference DWCNT from [15].

222

223

Besides, the examination of Figure 5c reveals that the failure strain of the armchair

224

DWCNTs and DWBC₃NTs did not change significantly with the increase in the radius of the

225

nanotubes. However, like the failure stress, the failure strain of zigzag DWBC₃NTs

226

decreased significantly (10%) as the radius of the nanotubes increases. The failure strain of

227

the armchair DWBC₃NT was nearly twice as high as that obtained for the corresponding

228

zigzag DWBC₃NT, and the highest failure strain of DWBC₃NT was 0.416% and 0.293%,

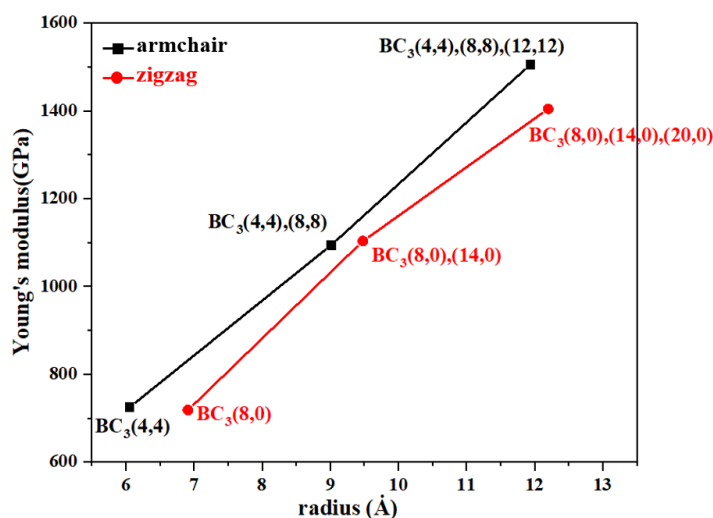
229 calculated for structures (4,4),(8,8) and (8,0),(16,0), respectively, similar to the failure stress.
230 The results obtained for the armchair and zigzag DWBC₃NT and DWCNT are summarized
231 in Tables S4 and S5.

232 3.3. Effect of adding walls on the Young's modulus of BC₃NTs

233 In order to measure the mechanical properties of BC₃NTs with respect to the number of
234 walls, a third wall was added to the DWBC₃NT and a zigzag and an armchair TWBC₃NT
235 were modeled, while the results of the corresponding reference TWCNT of similar radius
236 were used (from [15]). In other words, the main objective of this section is to examine how
237 the addition of the second and third walls to a selected zigzag and armchair single-walled
238 BC₃NT could affect its Young's modulus. To this end, (4,4)(8,8)(12,12) armchair and
239 (8,0)(14,0)(20,0) zigzag TWBC₃NTs were modeled and tested under the same loading
240 conditions at a constant temperature of 300K. A schematic view of the designed structures is
241 shown in Figure S5, and the corresponding results are given in Table S6.

242 According to Figure 6, comparisons were made between the Young's modulus of
243 BC₃NTs having one, two, and three walls. In this figure, the Young's modulus of both zigzag
244 and armchair SWBC₃NT increased significantly as the number of walls increased from one
245 to two and then to three. The addition of one wall to a (4,4) SWBC₃NT improved its Young's
246 modulus by about 33% (from 724.8 GPa to 1094.4 GPa), and the addition of another wall
247 further increased the Young's modulus of the (4,4),(8,8) armchair structure by about 27%,
248 reaching 1505.9 GPa in the structure (4,4),(8,8),(12,12), so that its total increase was about
249 60%. Similarly, the modulus of the zigzag (8,0) SWBC₃NT first increased by 34% to reach
250 1103.5 GPa in the (8,0),(14,0) structure, followed by a further improvement of 21% to
251 1404.4 GPa in the (8,0),(14,0),(20,0) structure. The same behavior was observed for
252 TWCNTs confirms the reasonableness of the results presented. The results obtained
253 demonstrate that increasing the number of walls has a synergistic effect on the Young's

254 modulus of the considered BC₃NT, so that it could have the same effect on other BC₃NTs of
 255 different dimensions by adding more walls.



256
 257 **Figure 6.** Young's modulus as a function of dimensions for different chiral single-, double- and
 258 triple-walled BC₃NT.
 259

260 3.4. Mechanical properties of BC₃ nanobuds

261 Recently, 3D nanostructures have received more attention. Nanobuds are a class of 3D
 262 nanostructures that form once a fullerene or nanocage is attached to the outer surface of a
 263 nanotube or graphene sheet. Research shows remarkable properties and applications of
 264 nanobuds due to their porous shells and nanometric thickness [27-29]. In the present study,
 265 C₆₀ fullerene was selected to model BC₃ nanobuds by attaching one, two, three and four C₆₀
 266 to the outer surface of SWBC₃NT. An armchair and a zigzag single-walled BC₃NTs with the
 267 closest dimension, having (10,10) and (18,0) structures, respectively, were selected to model
 268 nanobuds. These structures were selected because they have the closest dimensions when
 269 we compared the dimensions of all the armchair and zigzag single-walled structures. Thus,
 270 we were able to provide results that could be better compared. All samples were tested
 271 under the same loading condition at a constant temperature of 300K. The graphs of the
 272 Young's modulus, failure stress, and failure strain obtained in Figure 7 show that all
 273 properties consistently decreased as the number of the attached fullerenes increased, whether

274 in armchair or zigzag chirality. This could be associated with the concentration of stresses
 275 that exist around the regions where bonds form between the fullerene and the surface of the
 276 nanotube. The higher the number of fullerenes, the higher the stress concentration and the
 277 more the mechanical properties are degraded.

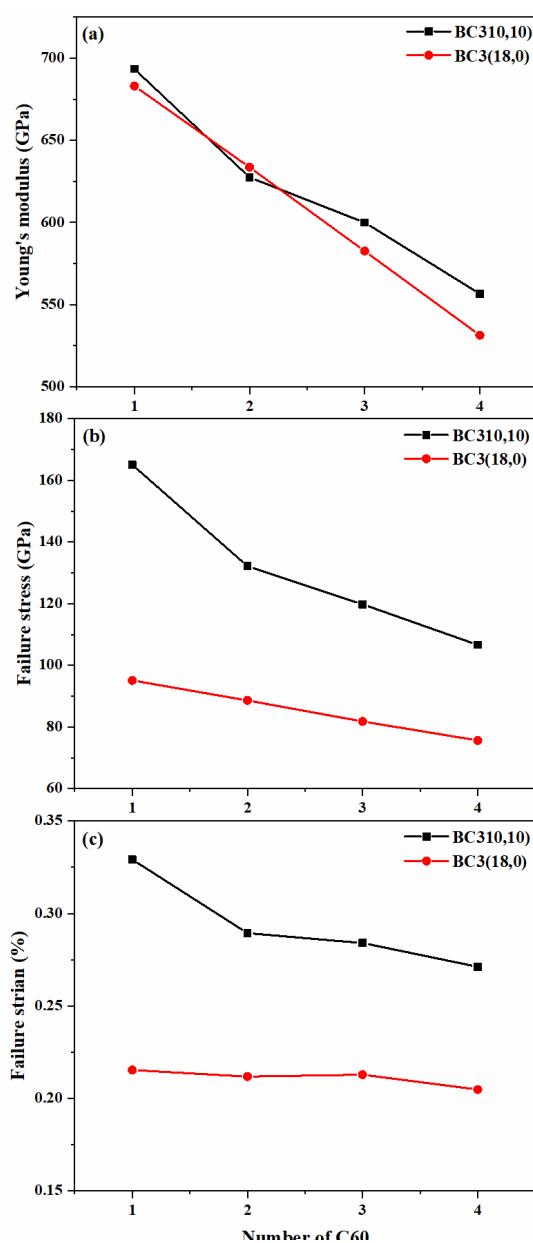


Figure 7. (a) Young's modulus, (b) failure stress, and (c) failure strain of BC₃ nanobuds under uniaxial tensile tests at 300K.

278

279 The Young's modulus, failure stress and failure strain of the armchair BC₃ nanobuds were
 280 higher than for zigzag BC₃ nanobuds with the same number of fullerenes attached. In

281 addition, all mechanical properties of the armchair and zigzag nanobuds were less than or
282 nearly identical to (except for the failure strain of zigzag-1C₆₀) the corresponding
283 SWBC₃NT. The highest Young's modulus of the armchair and zigzag BC₃ nanobuds was
284 693.4 GPa and 680 GPa, respectively, found in BC₃-1C₆₀ structures, and the lowest modulus
285 obtained was observed in BC₃-4C₆₀ armchair and zigzag nanobuds with values of 556.6 GPa
286 and 531.4 GPa. Both values were approximately 28% lower than the armchair and zigzag
287 SWBC₃NT. The same percentage reduction was found by comparing the failure stress of
288 zigzag BC₃-4C₆₀ nanobuds with that of the corresponding SWBC₃NT (28%), while the
289 failure stress of the armchair BC₃-4C₆₀ was remarkably lower (nearly 60%) than that of the
290 corresponding SWBC₃NT (106.62 GPa against 265.52 GPa).

291 Similar results were reported in previous articles concerning other types of nanobuds.
292 Thus, Ghorbanzadeh et al. [30] used DFT calculations to compare the mechanical properties
293 of simple CNTs and CNT nanobuds. They found a tendency for the Young's modulus of
294 zigzag and armchair CNTs to decrease after attaching one C₆₀ molecule. Mashhadzadeh et al.
295 [31] reported in their DFT-based research that the Young's modulus of BeO nanobuds
296 decreased considerably by increasing the number of attached nanocages. All values obtained
297 for the mechanical properties of BC₃ nanobuds are shown in Table S7.

298 An overview of the failure process of a (18,0)-2C₆₀ nanobud under continuous tensile
299 loading is provided in Figure 8. As can be seen, the failure started in the regions close to the
300 attached fullerene molecules, due to higher concentration of stresses in these areas, which
301 facilitates and accelerates crack formation and propagation.

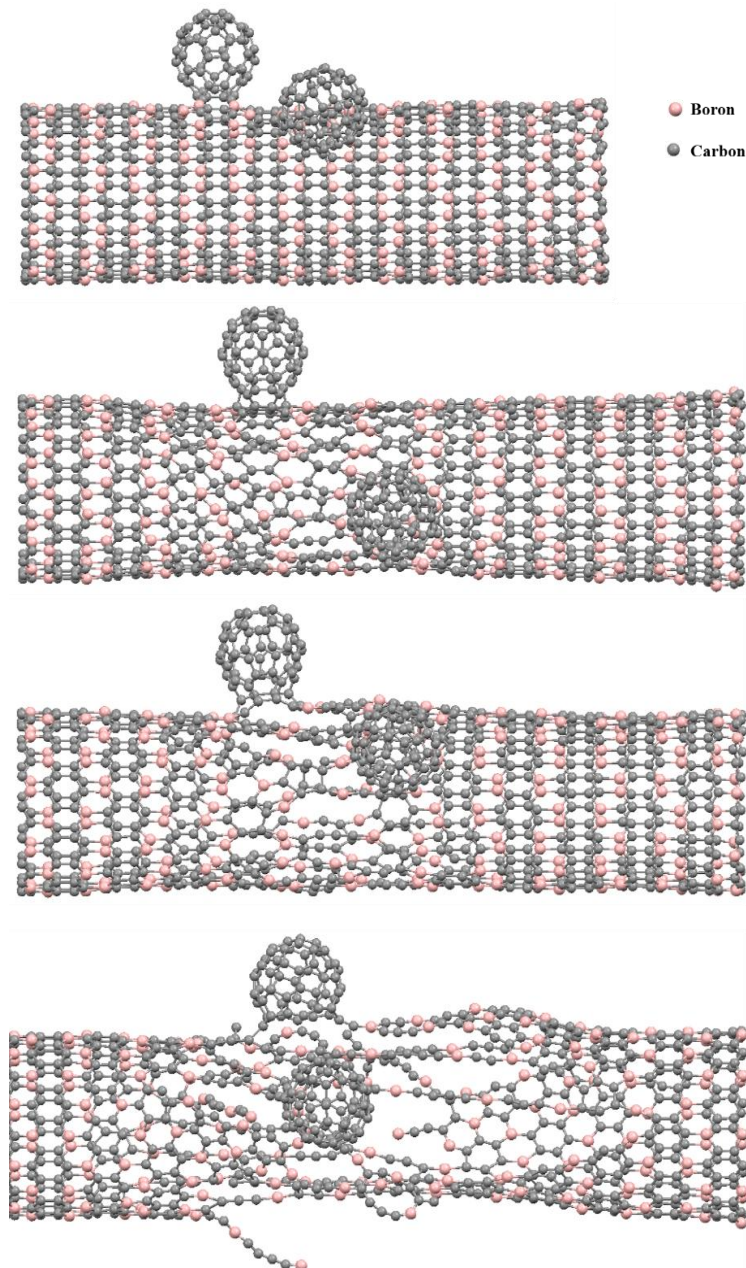


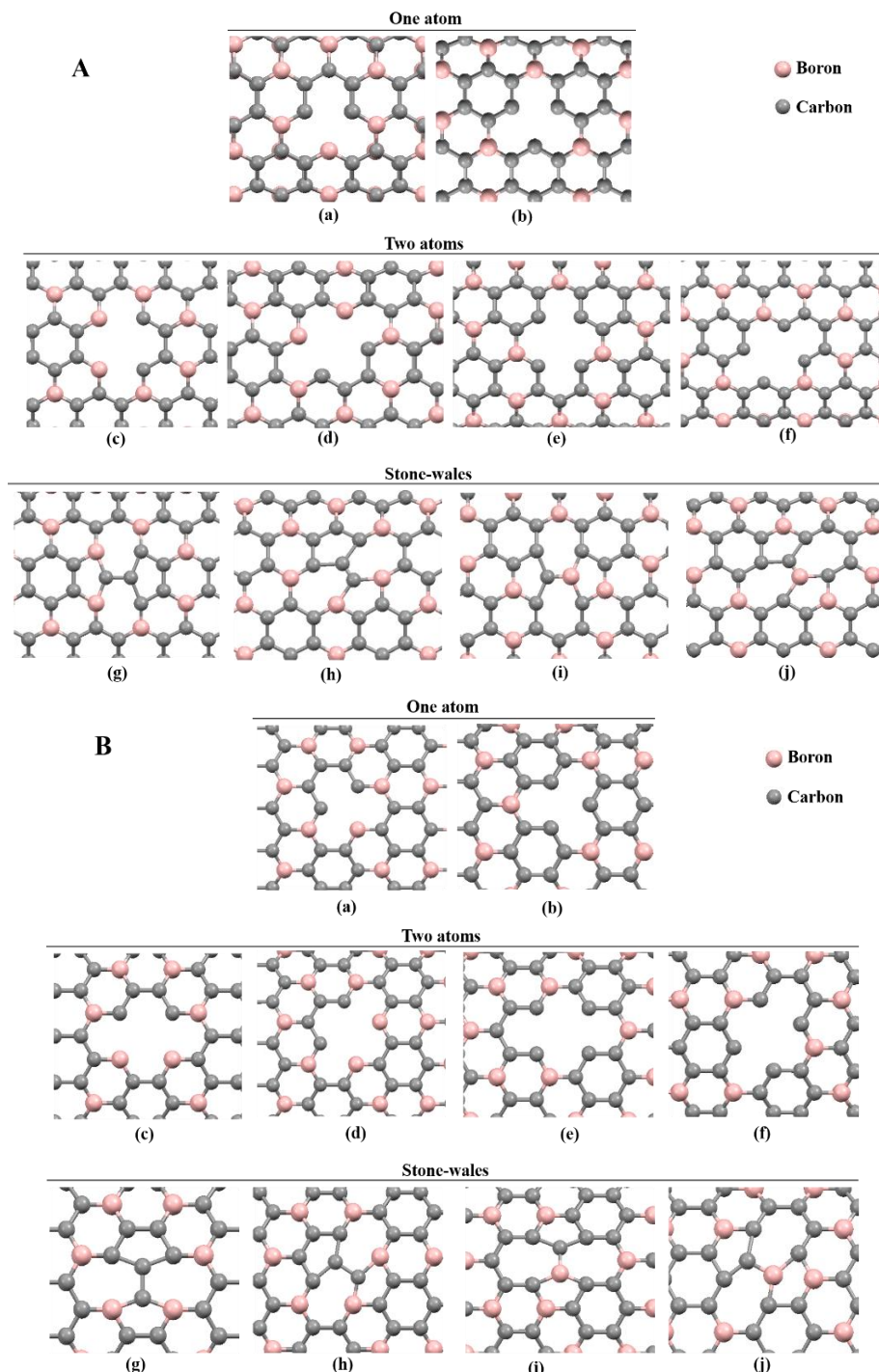
Figure 8. A snapshots of the failure process of a (18,0)-2C₆₀ BC₃ nanobud.

302

303 *3.5. Mechanical properties of defective BC₃NT*

304 Finally, we investigated the mechanical properties of (10,10) armchair and (18,0) zigzag
 305 SWBC₃NT with point defects, including vacancies and Stone-Wales defects. Just as in the
 306 previous subsection, these structures were selected because of their very close dimensions,
 307 thus providing easy comparison. Schematic views of the modeled defective structures are
 308 shown in Figure 9. This figure shows two types of Stone-Wales defects: type one (STW-1)

309 forms when a horizontal B-C (or C-C) bond rotates 90 degrees, and type 2 (STW-2) forms
 310 when a skewed B-C (or C-C) bond rotates 90 degrees. The results calculated after testing all
 311 samples at the constant temperature of 300K are presented in Figure 10 as bar graphs.



312

313

314 **Figure 9.** (A) Embedded defects in armchair BC₃NTs: (a) one carbon atom vacancy, (b) one
 315 boron atom vacancy, (c) and (d) two carbon atoms vacancy, (e) and (f) one-carbon, one-boron
 316 vacancy, (g) and (i) Stone-wales type 1, (h) and (j) Stone-wales type 2. (B) Same as (A) but
 317 for zigzag BC₃NTs.

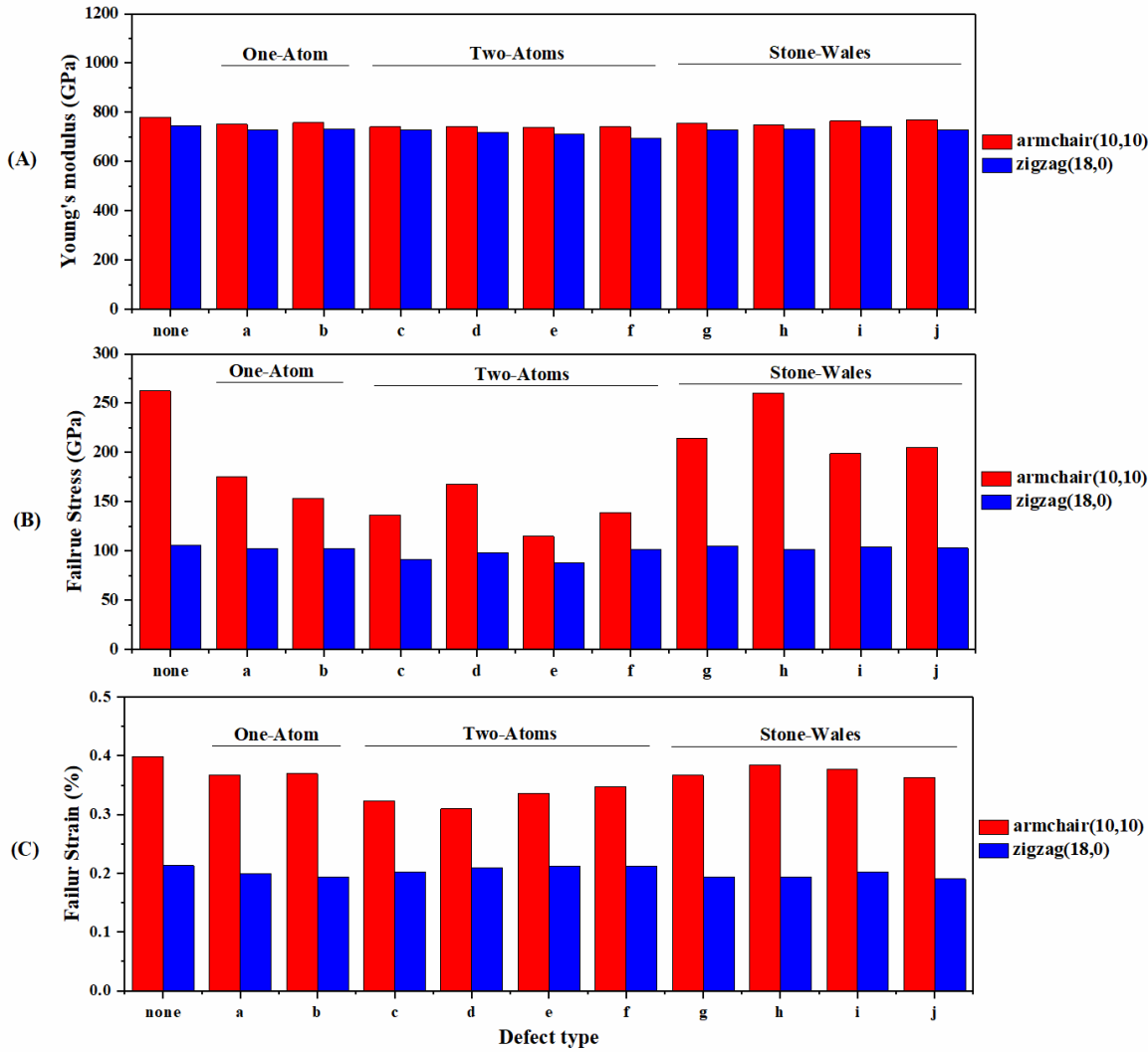


Figure 10. (a) Young's modulus, (b) failure stress, and (c) failure strain of defective (10,10) BC₃NT and (18,0) BC₃NT.

318

319 It can be seen that the mechanical properties of defective BC₃NTs were lower than for
 320 flawless SWBC₃NTs, regardless of chirality. The variation in properties regarding the
 321 number of missing atoms or the type of the Stone-Wales defect was rather limited and the
 322 values obtained for each chirality were very close. BC₃NTs with a Stone-Wales defect had
 323 the smallest reduction in Young's modulus and failure stress, whatever the chirality, while
 324 the two atom vacancies imposed the maximum reduction in these properties. In addition, the
 325 failure strain of the defective armchair BC₃NT with two missing atoms showed a greater
 326 reduction than with only one missing atom or with Stone-Wales defects, while in zigzag

327 structures we found a greater reduction in the failure strain of BC₃NT with Stone-Wales
328 defects compared to those containing atom vacancies. The highest Young's modulus, failure
329 stress, and failure strain calculated for defective BC₃NTs of armchair structure with defect
330 types j (STW-2) and h (STW-1) were 769.1 GPa, 260.32 GPa and 0.384%, respectively. In
331 contrast, the lowest Young's modulus and failure stress of all studied defective BC₃NT were
332 found for zigzag structures with defect type e (one-carbon, one-boron): 711.2 GPa and 87.16
333 GPa, respectively. Zigzag BC₃NT with defect type j had the lowest failure strain of 0.19%.
334 All the values obtained for the mechanical properties of defective BC₃NT are shown in Table
335 S8.

336 Previous research has also provided the same kind of results. Thus, Zahedi et al.
337 investigated the effects of crack- and notch-type defects on the mechanical properties of BC₃
338 single layers and reported a greater reduction in tensile strength properties as crack or notch
339 dimensions increased [24]. In their paper on molecular dynamics, Albooye et al. [18]
340 demonstrated that the Young's modulus of defective BNNT was reduced by increasing the
341 number of missing atoms, with the highest modulus being found in pristine structures while
342 the lowest modulus was reported for structures with three-atom vacancies. In another
343 MD-based research, Gupta et al. [32] studied the Young's modulus, failure stress, and failure
344 strain of hybrid graphene single-layers and showed a downward trend in all the properties
345 mentioned by creating Stone-Wales and nanopore defects compared to pristine single-layer
346 graphene. Ghorbanzadeh et al. [33] investigated the effects of point defects on the properties
347 of ZnO graphene-like surfaces in a DFT study, and also reported the negative effect of point
348 defects on the mechanical properties of this material. Figure 11 presents a snapshot of the
349 failure process of a (10,10) armchair BC₃NT with two atom vacancies (defect type e). As
350 expected, the failure occurred in the defective areas due to the higher stress concentration,
351 and the process continued until the destruction of the nanostructure was complete.

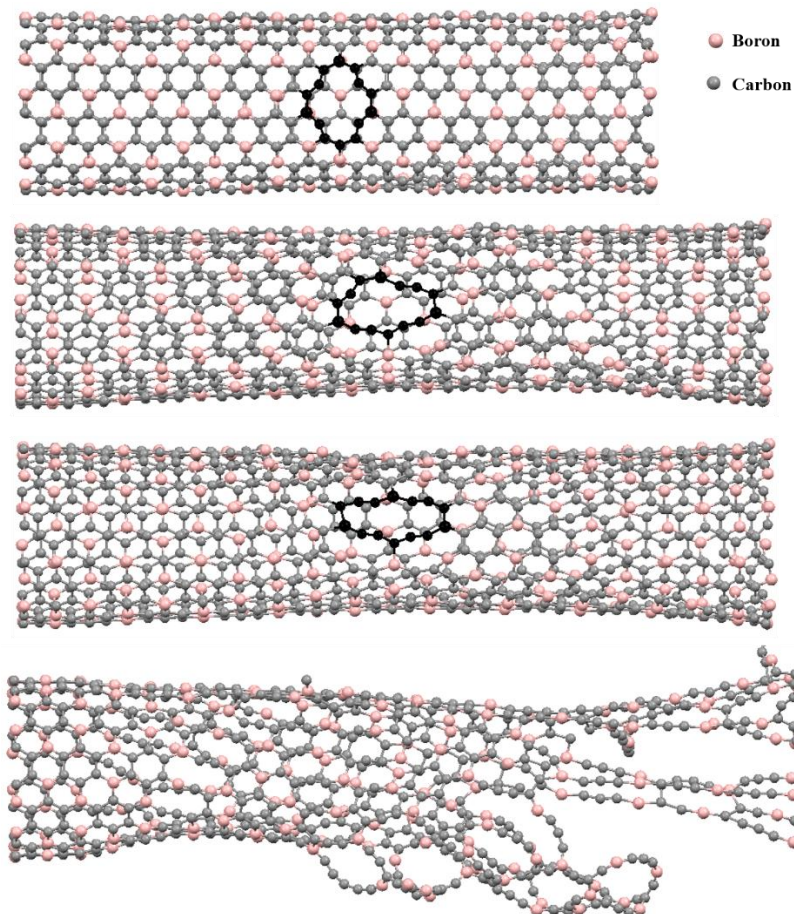


Figure 11. Snapshot of the failure process of an armchair (10,10) BC₃NT with two-atom defects (defect type e).

352

353 **4. Conclusions**

354 In the present article, molecular dynamics (MD) simulation was used to study the
 355 mechanical properties of BC₃ nanotubes. We examined the Young's modulus, failure stress
 356 and failure strain of BC₃NT, BC₃ nanobuds and BC₃NT with different types of defects as a
 357 function of factors such as chirality, size, number of walls and temperature. We also used the
 358 results of CNTs of similar chirality and dimensions, obtained from a previous work, to
 359 compare and validate the present results. Our results demonstrated that the addition of walls
 360 to single-walled BC₃NT increased the Young's modulus, failure stress, and failure strain
 361 remarkably, regardless of chirality, so that triple-walled BC₃NT had markedly better

362 properties than double-walled nanotubes, and double-walled nanotubes showed better
363 properties compared to single-walled ones, again regardless of chirality. The highest
364 Young's modulus obtained was observed for TWBC₃NT and the lowest modulus was
365 calculated for SWBC₃NTs. In addition, armchair structures had higher mechanical properties
366 than zigzag structures in most of the nanotubes studied, and BC₃NT had lower properties
367 compared to CNTs. The highest Young's modulus of the armchair and zigzag SWBC₃NT
368 was calculated to be 780.5 GPa and 751.7 GPa for (10,10) and (16,0) structures, respectively.
369 The modeling of double and triple-walled BC₃NTs based on structures (4,4) and (8,0), with
370 the closest radius, revealed that the Young's modulus of the armchair (4,4),(8,8),(12,12)
371 TWBC₃NT and (4,4),(8,8) DWBC₃NT was nearly 60% and 33% higher than (4,4)
372 SWBC₃NTs, respectively. Similarly, the Young's modulus of the zigzag (8,0),(14,0),(20,0)
373 TWBC₃NT and (8,0),(14,0) DWBC₃NT was 55% and 34% higher than that of (8,0)
374 SWBC₃NT, respectively.

375 Furthermore, after modeling BC₃ nanobuds by attaching 1 to 4 C₆₀ molecules to the outer
376 surface of SWBC₃NT, we observed that all mechanical properties were slightly reduced by
377 increasing the number of attached fullerenes. Thus, the lowest Young's modulus, failure
378 stress and failure strain of each chirality were obtained in nanobuds with four attached
379 fullerenes. The lowest Young's modulus of the armchair and zigzag BC₃ nanobuds was
380 calculated at 556.6 GPa and 531.4 GPa for structures (10,10)-4C₆₀ and (18,0)-4C₆₀,
381 respectively, and were 28% and 30% lower than the corresponding pristine SWBC₃NTs,
382 respectively. In the end, we modeled and tested SWBC₃NTs with embedded one-atom and
383 two-atom vacancies as well as Stone-Wales defects and found that Stone-Wales defects
384 imposed the smallest reduction in Young's modulus and failure stress, regardless of chirality,
385 while two-atom vacancies resulted in the largest reduction in these properties. With respect to
386 failure strain, the greatest reduction was observed for two-atom vacancies and Stone-Wales

387 defects in the case of armchair and zigzag structures, respectively. We calculated the highest
388 Young's modulus, failure stress, and failure strain of the defective BC₃NTs in armchair
389 structures with defect types j (STW-2) and h (STW-1), and the corresponding values were
390 769.1 GPa, 260.32 GPa, and 0.384%, respectively. Overall, the outstanding results of this
391 study could provide a new prospect for the wider use of 1D carbon-based materials in a
392 variety of applications.

393 **Data availability**

394 The raw/processed data required to reproduce these findings cannot be shared at this
395 time as the data also forms part of an ongoing study.

396 **References**

- 397 1. Saeed, K. and I. Khan, *Carbon nanotubes-properties and applications: a review*. Carbon letters, 2013. **14**.
- 398 2. Rao, R., et al., *Carbon Nanotubes and Related Nanomaterials: Critical Advances and Challenges for Synthesis*
399 *toward Mainstream Commercial Applications*. ACS Nano, 2018. **12**(12): p. 11756-11784.
- 400 3. Talla, J.A. and A.A. Ghozlan, *Effect of boron and nitrogen co-doping on CNT's electrical properties: Density*
401 *functional theory*. Chinese Journal of Physics, 2018. **56**(2): p. 740-746.
- 402 4. Chen, S.C., et al., *Optical properties of BC₃ nanotubes*. Journal of Vacuum Science & Technology B:
403 *Microelectronics and Nanometer Structures Processing, Measurement, and Phenomena*, 2006. **24**(1): p.
404 46-49.
- 405 5. Miyamoto, Y., et al., *Electronic properties of tubule forms of hexagonal BC_3* . Physical
406 *Review B*, 1994. **50**(24): p. 18360-18366.
- 407 6. Jana, D., et al., *Effect of chemical doping of boron and nitrogen on the electronic, optical, and electrochemical*
408 *properties of carbon nanotubes*. Progress in Materials Science, 2013. **58**(5): p. 565-635.
- 409 7. Wei, B., et al., *Electrical transport in pure and boron-doped carbon nanotubes*. Applied Physics Letters, 1999.
410 **74**(21): p. 3149-3151.
- 411 8. Zhang, H., et al., *Theoretical Studies on the Electronic and Optical Properties of Honeycomb BC(3) monolayer:*
412 *A Promising Candidate for Metal-free Photocatalysts*. ACS omega, 2018. **3**(9): p. 10517-10525.
- 413 9. Zhao, J. and R.-H. Xie, *Electronic and Photonic Properties of Doped Carbon Nanotubes*. Journal of
414 *nanoscience and nanotechnology*, 2004. **3**: p. 459-78.
- 415 10. Borowiak-Palen, E., et al., *Formation of novel nanostructures using carbon nanotubes as a frame*. Synthetic
416 *Metals*, 2005. **153**(1): p. 345-348.
- 417 11. Tomanek, D., et al., *Calculation of electronic and structural properties of BC₃*. Phys Rev B Condens Matter,
418 1988. **37**(6): p. 3134-3136.
- 419 12. Tanaka, H., et al., *Novel macroscopic BC₃ honeycomb sheet*. Solid State Communications, 2005. **136**(1): p.
420 22-25.

- 421 13. Dadrasi, A., A.R. Albooyeh, and A. Hamed Mashhadzadeh, *Mechanical properties of silicon-germanium*
422 *nanotubes: A molecular dynamics study*. Applied Surface Science, 2019. **498**: p. 143867.
- 423 14. Memarian, F., et al., *Molecular dynamic study of mechanical properties of single/double wall SiCNTs:*
424 *Consideration temperature, diameter and interlayer distance*. Vacuum, 2017. **139**: p. 93-100.
- 425 15. Salmankhani, A., et al., *Mechanical Properties of C3N Nanotubes from Molecular Dynamics Simulation*
426 *Studies*. Nanomaterials, 2020. **10**(5).
- 427 16. Lindsay, L. and D. Broido, *Optimized Tersoff and Brenner empirical potential parameters for lattice dynamics*
428 *and phonon thermal transport in carbon nanotubes and graphene*. Physical Review B, 2010. **81**(20): p. 205441.
- 429 17. Kinaci, A., et al., *Thermal conductivity of BN-C nanostructures*. Physical Review B, 2012. **86**(11): p. 115410.
- 430 18. Albooyeh, A.R., A. Dadrasi, and A.H. Mashhadzadeh, *Effect of point defects and low-density carbon-doped*
431 *on mechanical properties of BNNTs: A molecular dynamics study*. Materials Chemistry and Physics, 2020.
432 **239**: p. 122107.
- 433 19. Van Lier, G., et al., *Ab initio study of the elastic properties of single-walled carbon nanotubes and graphene*.
434 Chemical Physics Letters, 2000. **326**(1): p. 181-185.
- 435 20. Hsieh, J.-Y., et al., *Theoretical variations in the Young's modulus of single-walled carbon nanotubes with tube*
436 *radius and temperature: A molecular dynamics study*. Nanotechnology, 2006. **17**: p. 3920.
- 437 21. Mohammadpour, E., M.Z. Abdullah, and M. Awang, *Predicting the Young's Modulus of Single-Walled*
438 *Carbon Nanotubes using Finite Element Modeling*. Journal of Applied Sciences, 2011. **11**: p. 1653-1657.
- 439 22. Yu, M.-F., et al., *Tensile Loading of Ropes of Single Wall Carbon Nanotubes and their Mechanical Properties*.
440 Physical Review Letters, 2000. **84**(24): p. 5552-5555.
- 441 23. Treacy, M.M.J., T.W. Ebbesen, and J.M. Gibson, *Exceptionally high Young's modulus observed for individual*
442 *carbon nanotubes*. Nature, 1996. **381**(6584): p. 678-680.
- 443 24. Khademi-Zahedi, R., *Mechanical properties of graphene-like BC₃; a molecular dynamics study*.
444 Computational Materials Science, 2019. **168**: p. 1-10.
- 445 25. Bادهian, H.A. and K. Gharbavi, *Transport and mechanical properties of double-walled carbon nanotubes as a*
446 *function of interwall distance*. Molecular Crystals and Liquid Crystals, 2017. **650**(1): p. 138-146.
- 447 26. Doh, J. and J. Lee, *Prediction of the mechanical behavior of double walled-CNTs using a molecular*
448 *mechanics-based finite element method: Effects of chirality*. Computers & Structures, 2016. **169**: p. 91-100.
- 449 27. Qi, J., et al., *Multi-shelled hollow micro-/nanostructures*. Chemical Society Reviews, 2015. **44**(19): p.
450 6749-6773.
- 451 28. Ashrafian, S., et al., *Greatly enhanced adsorption of platinum on periodic graphene nanobuds: A first-principles*
452 *study*. Applied Surface Science, 2015. **351**: p. 1105-1115.
- 453 29. Ghahghaei Nezam Abadee, Z., M. Hekmati, and M.D. Ganji, *Removing phenol contaminants from*
454 *wastewater using graphene nanobuds: DFT and reactive MD simulation investigations*. Journal of Molecular
455 Liquids, 2019. **286**: p. 110872.
- 456 30. Ghorbanzadeh Ahangari, M., M.D. Ganji, and F. Montazar, *Mechanical and electronic properties of carbon*
457 *nanobuds: First-principles study*. Solid State Communications, 2015. **203**: p. 58-62.
- 458 31. Hamed Mashhadzadeh, A., et al., *Theoretical studies on the mechanical and electronic properties of 2D and*
459 *3D structures of Beryllium-Oxide graphene and graphene nanobud*. Applied Surface Science, 2019. **476**: p.
460 36-48.
- 461 32. Kumar Gupta, K., et al., *Probing the compound effect of spatially varying intrinsic defects and doping on*
462 *mechanical properties of hybrid graphene monolayers*. Journal of Materials Science & Technology, 2020.

- 463 33. Ahangari, M.G., et al., *Effect of various defects on mechanical and electronic properties of zinc-oxide*
464 *graphene-like structure: A DFT study*. Vacuum, 2019. **165**: p. 26-34.
465