



HAL
open science

Influence of chlorine discontinuities on the bacteria present in biofilm and water of a drinking water distribution system

Céline Bouteleux, Sylvain Fass, Laurence Mathieu

► **To cite this version:**

Céline Bouteleux, Sylvain Fass, Laurence Mathieu. Influence of chlorine discontinuities on the bacteria present in biofilm and water of a drinking water distribution system. SAFER, Sep 2006, Nancy, France. hal-03727576

HAL Id: hal-03727576

<https://hal.univ-lorraine.fr/hal-03727576>

Submitted on 19 Jul 2022

HAL is a multi-disciplinary open access archive for the deposit and dissemination of scientific research documents, whether they are published or not. The documents may come from teaching and research institutions in France or abroad, or from public or private research centers.

L'archive ouverte pluridisciplinaire **HAL**, est destinée au dépôt et à la diffusion de documents scientifiques de niveau recherche, publiés ou non, émanant des établissements d'enseignement et de recherche français ou étrangers, des laboratoires publics ou privés.

Influence of chlorine discontinuities on the bacteria present in biofilm and water of a drinking water distribution system

Bouteleux C.¹, Fass S.² et Mathieu L.³

¹ Service d'Études et de Recherches en Environnement et Santé, Faculté de médecine, 9 av. de la forêt de Haye, B.P. 184, 54505 Vandoeuvre-lès-Nancy cedex, ² Centre International de l'Eau, 149 rue Gabriel Péri, B.P. 290, 54500 Vandoeuvre-lès-Nancy, ³ Ecole Pratique des Hautes Etudes, D.E.S.P., Faculté de médecine, 9 av. de la forêt de Haye, 54505 Vandoeuvre-lès-Nancy cedex

Introduction

Water distribution networks seldom function in stationary conditions. According to many parameters (quality of the resource, chlorine rate applied, technical interventions...), networks are constantly subjected to hydraulic, biological as physicochemical discontinuities. This study concerned disinfectant discontinuities (bleach). Few works already published on this topic and limited to discontinuities "all-or-nothing", have thus identified a risk of unsteadiness of the distributed water quality. To our knowledge, no published data exists on discontinuities with a "high and low" sequence of chlorine concentration and none have explored their impact on the bacterial communities.

Objective

The objective is to appreciate, in drinking water and biofilm, the impact of chlorine discontinuities (changing from 0.1 to 0.4 then 0.1 mg Cl₂/L of residual chlorine) on:

- the total number of bacteria,
- the viability of bacteria (membrane integrity and culturability),
- the phylogenetic composition of bacteria (α , β et γ -proteobacteria).

Methods

The experimental distribution system (NanCIE):

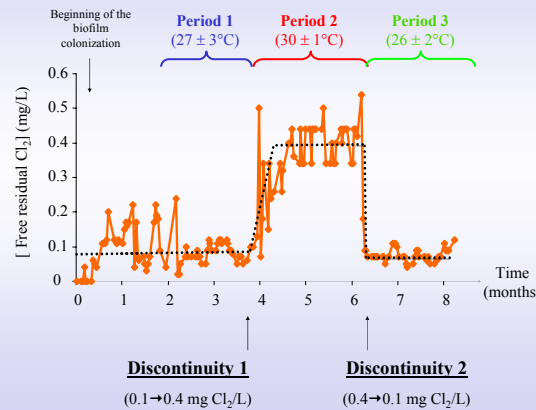


Continuous feeding with re-chlorinated drinking water in order to reach 0.1 or 0.4 mg Cl₂/L in the water at the outlet of the distribution system

Cement-lined cast iron

Flow rate = 10 L/h 240 L HRT = 24 h

Experimental setup:



Microbiological analysis:

- Regular analysis of water during the three periods
- Punctual analysis of biofilm:
 - before discontinuity 1
 - 24d and 64d after discontinuity 1
 - 18d and 54d after discontinuity 2

Microbial parameters:

- Total number of bacteria (Syto 9 staining)
- Viable bacteria (with a membrane integrity) (kit BacLight)
- Culturable bacteria (PCA, 22°C, 15days)

Phylogenetic composition (FISH): (adapted from Batté et al., 2003)

- Eubacteria (probe EUB338)
- α -proteobacteria (probe ALF1b)
- β -proteobacteria (probe BET42a)
- γ -proteobacteria (probe GAM42a)



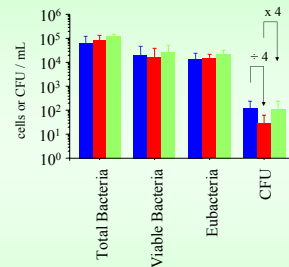
Batté M., Mathieu L., Laurent P. and Prévost M. (2003) Influence of phosphate and disinfection on the composition of biofilms produced from drinking water, as measured by fluorescence *in situ* hybridization. Can. J. Microbiol., 49: 741-753.

Characteristics of the drinking water at inlet of the distribution system

(average of the 3 periods)

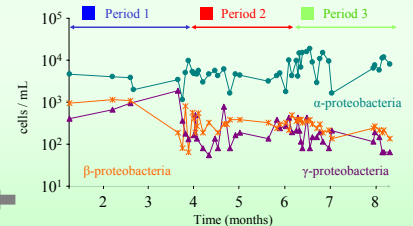
Parameter (/mL)	Mean \pm SD	n
Total Bacteria	1.9 10 ⁵ \pm 1.0 10 ⁵	44
Viable Bacteria	2.2 10 ⁴ \pm 2.3 10 ⁴	43
CFU (PCA, 22° C, 15d)	4.7 10 ⁻¹ \pm 8.0 10 ⁻¹	47
Eubacteria	3.4 10 ⁴ \pm 2.3 10 ⁴	41
α -proteobacteria	1.4 10 ⁴ \pm 9.8 10 ³	39
β -proteobacteria	3.9 10 ² \pm 6.0 10 ²	45
γ -proteobacteria	2.1 10 ² \pm 2.6 10 ²	45

Effect of the chlorine discontinuity on the bacterial quality of water



Only the culturability of bacteria is modified during chlorine discontinuities:

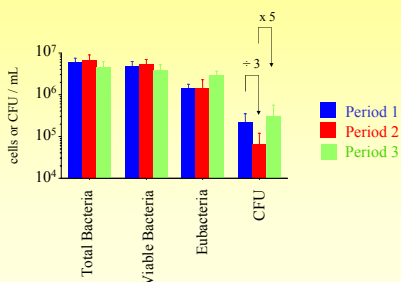
- CFU \div 4 when [Cl₂] increased from 0.1 to 0.4 mg/L
- CFU \times 4 when [Cl₂] decreased from 0.4 to 0.1 mg/L



Seasonal variations of the water quality masking the possible effect of chlorine discontinuities.

➔ No significant effect of Cl₂ discontinuities on the phylogeny of bacteria present in drinking water

Effect of the chlorine discontinuity on the biofilm



➔ The increase of the residual chlorine concentration in distributed drinking water from 0.1 to 0.4 mg Cl₂/L :

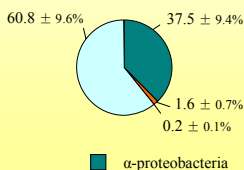
- alters the culturability of biofilm bacteria (CFU \div 3 after discontinuity), no modification of the total number of bacteria.
- changes the phylogenetic composition of biofilms: \nearrow of the β - and γ -proteobacteria and \searrow of the α -proteobacteria.

➔ While remaining a minority sub-group, the proportion of γ -proteobacteria, including many bacteria of sanitary interest (coliforms, *Legionella*, *Pseudomonas*, ...), increased by a factor 6

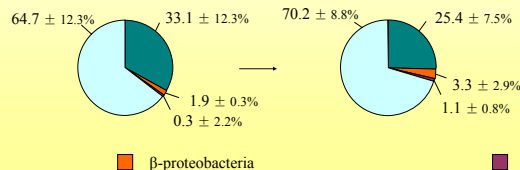
➔ This effect is temporary because the signals are reversed when the Cl₂ concentration is again brought back to 0.1 mg Cl₂/L :

- the culturable bacteria increased by a factor 5 after discontinuity.
- the proportions of α -, β - and γ -proteobacteria find their initial level gradually.

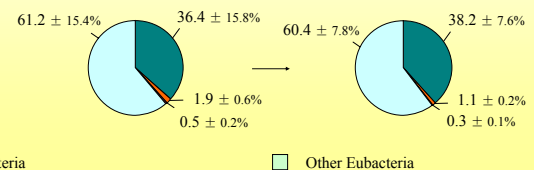
Period 1: 0.1 mg Cl₂/L (before discontinuity 1)



Period 2: 0.4 mg Cl₂/L (24d after discontinuity 1, 64d after discontinuity 1)



Period 3: 0.1 mg Cl₂/L (18d after discontinuity 2, 56d after discontinuity 2)



This work was completed within the framework of a research program coordinated by the International Center of Water (NanCIE) and funded by the Agence de l'Eau Seine-Normandie, Veolia Eau/Anjou-Recherche, le Syndicat des Eaux d'Ile de France, la Communauté Urbaine du Grand Nancy et le NanCIE.

