



HAL
open science

Exposure of elderly people to Legionella isolated in shower hot-water aerosols in nursing homes: first results from the French LEGION’AIR multicentric study

Magali Deloge-Abarkan, Enric Robine, Denis Zmirou-Navier, P Hartemann,
Laurence Mathieu

► To cite this version:

Magali Deloge-Abarkan, Enric Robine, Denis Zmirou-Navier, P Hartemann, Laurence Mathieu. Exposure of elderly people to Legionella isolated in shower hot-water aerosols in nursing homes: first results from the French LEGION’AIR multicentric study. EWGLI, 2005, Rome, Italy. hal-03746709

HAL Id: hal-03746709

<https://hal.univ-lorraine.fr/hal-03746709>

Submitted on 5 Aug 2022

HAL is a multi-disciplinary open access archive for the deposit and dissemination of scientific research documents, whether they are published or not. The documents may come from teaching and research institutions in France or abroad, or from public or private research centers.

L’archive ouverte pluridisciplinaire **HAL**, est destinée au dépôt et à la diffusion de documents scientifiques de niveau recherche, publiés ou non, émanant des établissements d’enseignement et de recherche français ou étrangers, des laboratoires publics ou privés.

Exposure of elderly people to *Legionella* isolated in shower hot-water aerosols in nursing homes : first results from the French LEGION'AIR multicentric study.

DELOGE M.¹, ROBINE E.², ZMIROU-NAVIER D.¹, HARTEMANN P.¹ AND MATHIEU L.³

¹ Département Environnement et Santé Publique, S.E.R.E.S., UHP Nancy I, Faculté de Médecine, 9 avenue de la Forêt de Haye, BP 184, 54 505 Vandoeuvre-lès-Nancy, France.
² Centre Scientifique et Technique du Bâtiment (CSTB), Laboratoire de Microbiologie Environnementale, 84 avenue Jean Jaurès, 77 421 Champs Sur Marne, France.
³ Laboratoire d'Hydroclimatologie Médicale Santé Environnement, E.P.H.E., Faculté de Médecine, 9 avenue de la Forêt de Haye, BP 184, 54 505 Vandoeuvre-lès-Nancy, France.

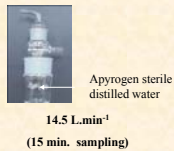
INTRODUCTION

The effect of airborne *Legionella* on human health has recently increased in importance. Increased outbreak of *Legionella* has raised an interest in reliable methods for the collection and determination of airborne *Legionella*. Detection and enumeration of water *Legionella* is well established in routine examinations for several years and has been standardized even today. *Legionella pneumophila* and other species of *Legionella* are often found in water systems in large establishment such as hospitals and hotels, but relatively few sites are associated with clinical disease. Even if the main mode of transmission of *Legionella* is inhalation, there is an absence of a standard protocol for bioaerosols sampling.


The epidemiological LEGION'AIR project aims at characterizing exposure of elderly people to *Legionella* while showering, and at studying the relationship between concentrations of *Legionella* in water and/or air and health (clinical and biological signals). It focuses on the mild pathology caused by *Legionella* : the Pontiac Fever. The first phase of this research deals with metrological measurements of *Legionella* in water and in aerosol to characterize the exposure level of elderly. From October 2003 to September 2004, we carried out environmental studies about shower hot-water aerosols in 19 nursing homes from Lorraine region (France). 412 water samples and 102 aerosol samples were collected at 103 showers. Each sampling point was chosen so as to represent shower water quality for one or a group of elderly people based upon thorough diagnostic of the water system in each nursing home.

MICROBIAL AEROSOL IMPACTORS

Impinger SKC BioSampler




MAS100®

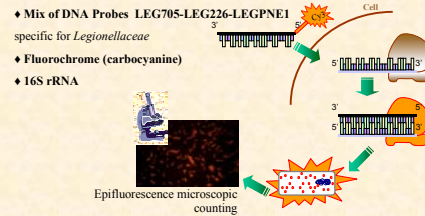


Legionella DETECTION METHODS

CULTURE :

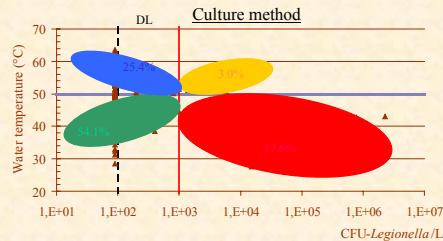


FISH: Fluorescence In Situ Hybridisation



Legionella WATER CONTAMINATION

In our study, 68% of the nursing homes are contaminated by cultivable *Legionella* : mainly *Legionella pneumophila* is isolated (66%). With culture method, 32% of the water samples contained *Legionellae*, ranging from 100 CFU.L⁻¹ (detection limit) to 2.0x10⁷ CFU.L⁻¹. Moreover, with FISH method, 68% of the water samples contained *Legionellaceae*, ranging from 5.0x10³ FISH.L⁻¹ (detection limit) to 1.6.10⁸ FISH.L⁻¹.



FISH

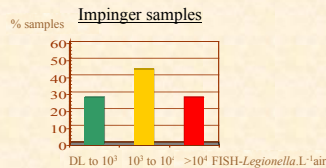
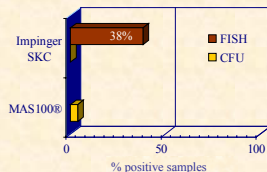
Positive	27.7% (114/412)	39.6% (163/412)
Negative ¹	2.4% (10/412)	27.4% (113/412)
	Positive	Negative ²

Culture

¹ < DL= 100 CFU.L⁻¹
² < DL= 5.0x10³ FISH.L⁻¹

In 39.6% of the water samples, cultivable *Legionella* aren't detected whereas *Legionellaceae* are detected with *in situ* hybridisation method. The risk of contamination with *Legionella* >10³ CFU.L⁻¹ (french recommendations) is 7 times greater if water temperatures are <50°C. For water temperatures >50°C, the presence of cultivable *Legionella* (3.0%) can be explained by the thorough diagnostic water system in each nursing home : maintenance problems for the hot-water production and for the points-of-use (cleaning, descaling, ...).

AIRBORNE Legionella



In situ hybridisation

Positive water samples (%)	38.2% (39/102)	52.9% (54/102)
Negative water samples (%)	0% (0/102)	8.8% (9/102)
Positive aerosol samples (%)		Negative aerosol samples (%)

There is an improved detection of aerosolized *Legionella* with FISH method and impingement technique (38%) compared to culture and MAS100®. Aerosolized *Legionella* concentrations are ranging from 1.5x10² FISH.L⁻¹air (detection limit) to 3.2x10⁴ FISH.L⁻¹air. In 28% aerosol samples, *Legionella* contamination is >10⁴ FISH.L⁻¹air.

For 38% of the hot-water sampling points, *Legionella* is detected in shower aerosols. However, even if the water samples' majority are positive (52.9%), we could not detect *Legionella* in the aerosol in our experimental conditions.

CONCLUSIONS

More half of the studied nursing homes have water systems contaminated by *Legionella*. FISH method improves the characterization of the *Legionella* exposure of elderly while showering. Moreover, this exposure to showers aerosols is better characterized with FISH method and impingement technique. Finally, to maintain a water temperature >50°C (french recommendations) can limit the *Legionella* risk but maintenance (water systems, points-of-use) remains also important for people's exposure.

ACKNOWLEDGMENTS

This research was supported by the Agence Française de Sécurité Sanitaire Environnementale (AFSSE) and the Direction Générale de la Santé (DGS). It was conducted in collaboration with the Centre Technique et Scientifique du Bâtiment (CSTB), Veolia Environnement and with the INSERM-CIC. This work was sponsored in part by the Agence de l'Environnement et de la Maitrise de l'Energie (ADEME) and Electricité de France (EDF).

