



HAL
open science

AFM assessment of organic conditioning film on surfaces exposed to drinking water

Gregory Francius, Laurence Mathieu, J.-C Block

► To cite this version:

Gregory Francius, Laurence Mathieu, J.-C Block. AFM assessment of organic conditioning film on surfaces exposed to drinking water. Biofilms in drinking water systems, Aug 2015, Arosa, Switzerland. hal-03749820

HAL Id: hal-03749820

<https://hal.univ-lorraine.fr/hal-03749820>

Submitted on 11 Aug 2022

HAL is a multi-disciplinary open access archive for the deposit and dissemination of scientific research documents, whether they are published or not. The documents may come from teaching and research institutions in France or abroad, or from public or private research centers.

L'archive ouverte pluridisciplinaire **HAL**, est destinée au dépôt et à la diffusion de documents scientifiques de niveau recherche, publiés ou non, émanant des établissements d'enseignement et de recherche français ou étrangers, des laboratoires publics ou privés.

AFM assessment of organic conditioning film on surfaces exposed to drinking water


G. Francius, L. Mathieu and J.-C. Block

Université de Lorraine, CNRS, and EPHE – Laboratory LCPME, UMR 7564, 405-rue de Vandoeuvre, F-54506 Villers-lès-Nancy
gregory.francius@uni-lorraine.fr

Background and objectives

Biofouling of any material in contact with water should begin with the attachment of a set of organic biopolymers recruited from the bulk water and forming a so-called « conditioning film ». The conditioning biofilm is generally considered as a critical factor in biofilm initiation. However, the preliminary steps in conditioning biofilm development under conditions relevant to drinking water distribution are clearly under-explored and only few studies have attempted to characterize this tiny organic deposit.

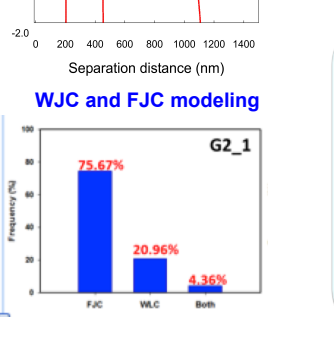
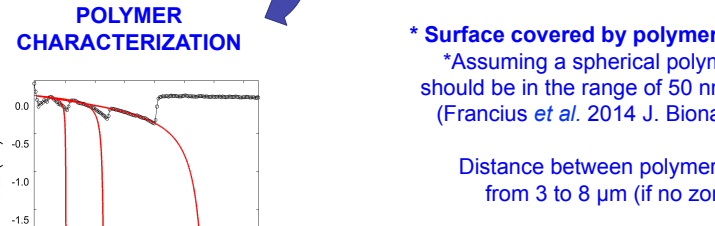

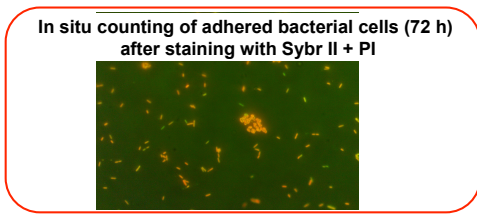
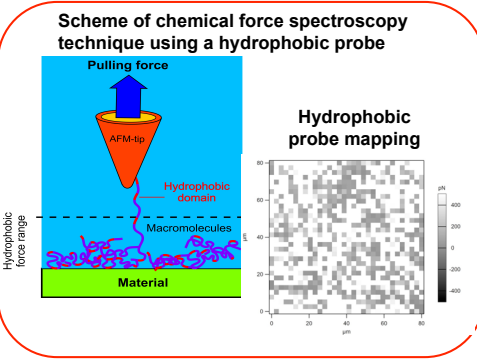
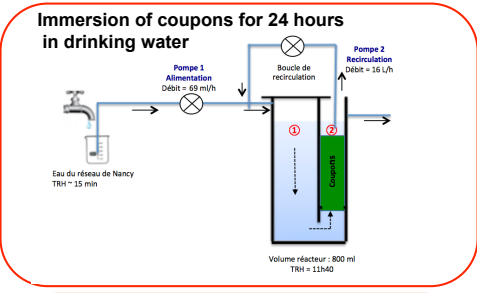
Here we describe AFM characterization of organic biopolymers and bacteria accumulated on polymeric materials after immersion in tap water for short period of time (24 h, 20°C) under low turbulent hydrodynamic conditions. Our study aims to assess the nature and distribution of the macromolecules of the conditioning film according to the physicochemical characteristics of the tested materials.



12 polymeric materials tested in the study

Roughness from 0.2 to 2,450 nm

Hydrophobicity forces from 0.2 to 17nN



Preliminary conclusions

- Attachment of organic polymers is very rapid (much more rapid than bacteria cell attachment)
- More than 1×10^6 polymers / cm²
- Polymers could be dominated by glycoproteins
- According to the distance between polymer particles and bacteria on the surface, the data do not prove the organic polymers on the surface (so called « conditioning biofilm ») interfere (positively nor negatively) with bacteria adhesion

"Acknowledgements: This work was undertaken as part of the SIRENAplus project supported by the FUI 14. It is carried out by Arkema, SGPAM, AcXys, Ferry, TFJ&U, CNRS, Université de Lorraine coordinated by VEOLIA, with the contribution of competitiveness clusters HYDREOS, MATERIALIA, and PLASTIPOLIS, and financial supports from BPI France, Région Alsace, Région Isère, Région Lorraine, GIP Meuse and Grand Nancy City»