



HAL
open science

Influence of chlorine discontinuities on the proteobacteria populations in drinking water biofilm

Laurence Mathieu, Céline Bouteleux, Dominique Tozza, Florence Menard, Sylvie Thibert, Véronique Lahoussine, Sylvain Fass

► **To cite this version:**

Laurence Mathieu, Céline Bouteleux, Dominique Tozza, Florence Menard, Sylvie Thibert, et al.. Influence of chlorine discontinuities on the proteobacteria populations in drinking water biofilm. *BIOFILM* 3, 2008, Munich, Germany. hal-03750002

HAL Id: hal-03750002

<https://hal.univ-lorraine.fr/hal-03750002>

Submitted on 11 Aug 2022

HAL is a multi-disciplinary open access archive for the deposit and dissemination of scientific research documents, whether they are published or not. The documents may come from teaching and research institutions in France or abroad, or from public or private research centers.

L'archive ouverte pluridisciplinaire **HAL**, est destinée au dépôt et à la diffusion de documents scientifiques de niveau recherche, publiés ou non, émanant des établissements d'enseignement et de recherche français ou étrangers, des laboratoires publics ou privés.

Influence of chlorine discontinuities on the proteobacteria populations in drinking water biofilm

Mathieu L¹, Bouteleux C², Tozza D³, Menard-Szczebara F⁴, Thibert S⁵, Lahoussine V⁶ and Fass S⁷

¹ Ecole Pratique des Hautes Etudes, 54500 Nancy (F); ² Département Environnement et Santé Publique, 54500 Nancy (F); ³ CGE Banlieue de Paris, 92751 Nanterre cedex (F); ⁴ Research center for Water, Véolia Water-Anjou Recherche, 78603 Maisons-Laffite cedex (F); ⁵ Syndicat des Eaux D'Île de France, 75006 Paris cedex (F); ⁶ Agence de l'Eau Seine Normandie, 92207 Nanterre Paris (F); ⁷ Centre International de l'Eau, 54500 Nancy (F).

Corresponding author: laurence.mathieu@medecine.uhp-nancy.fr

Introduction

Water distribution networks seldom function in stationary conditions. According to many parameters (quality of the resource, chlorine rate applied, technical interventions...), networks are constantly subjected to hydraulic, biological as physicochemical discontinuities. This study concerned disinfectant discontinuities (bleach). Few works already published on this topic and limited to discontinuities "all-or-nothing", have thus identified a risk of unsteadiness of the distributed water quality. To our knowledge, no published data exists on discontinuities with a "high and low" sequence of chlorine concentration and none have explored their impact on the bacterial communities.

Objective

The objective is to appreciate, in drinking water and biofilm, the impact of chlorine discontinuities (changing from 0.1 to 0.4 then 0.1 mg Cl₂/L of residual chlorine) on:

- the total number of bacteria,
- the viability of bacteria (membrane integrity and culturability),
- the phylogenetic composition of bacteria (α , β et γ -proteobacteria).

Methods

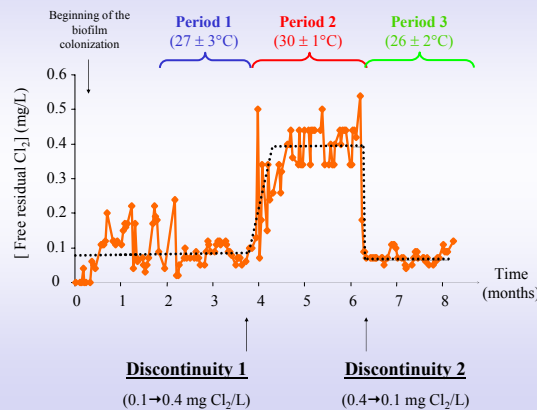
The experimental distribution system (NanCIE):



Continuous feeding with re-chlorinated drinking water in order to reach 0.1 or 0.4 mg Cl₂/L in the water at the outlet of the distribution system

Cement-lined cast iron
Flow rate = 10 L/h 240 L HRT = 24 h

Experimental setup:



Microbiological analysis:

- Regular analysis of water during the three periods
- Punctual analysis of biofilm:
 - before discontinuity 1
 - 24d and 64d after discontinuity 1
 - 18d and 54d after discontinuity 2

Microbial parameters:

- Total number of bacteria (Syto 9 staining)
- Viable bacteria (with a membrane integrity) (kit BacLight)
- Culturable bacteria (PCA, 22°C, 15days)

Phylogenetic composition (FISH): (adapted from Batté et al., 2003)

- Eubacteria (probe EUB338)
- α -proteobacteria (probe ALF1b)
- β -proteobacteria (probe BET42a)
- γ -proteobacteria (probe GAM42a)

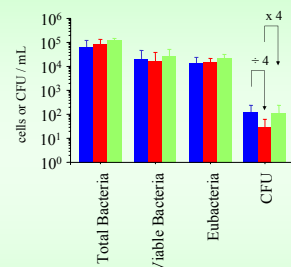
Batté M., Mathieu L., Laurent P. and Prévost M. (2003) Influence of phosphate and disinfection on the composition of biofilms produced from drinking water, as measured by fluorescence *in situ* hybridization. Can. J. Microbiol., 49: 741-753.

Characteristics of the drinking water at inlet of the distribution system

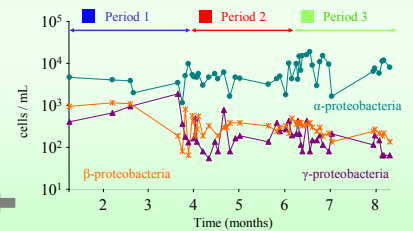
(average of the 3 periods)

Parameter (mL)	Mean \pm SD	n
Total Bacteria	$1.9 \cdot 10^5 \pm 1.0 \cdot 10^5$	44
Viable Bacteria	$2.2 \cdot 10^4 \pm 2.3 \cdot 10^4$	43
CFU (PCA, 22° C, 15d)	$4.7 \cdot 10^{-1} \pm 8.0 \cdot 10^{-1}$	47
Eubacteria	$3.4 \cdot 10^4 \pm 2.3 \cdot 10^4$	41
α -proteobacteria	$1.4 \cdot 10^4 \pm 9.8 \cdot 10^3$	39
β -proteobacteria	$3.9 \cdot 10^2 \pm 6.0 \cdot 10^2$	45
γ -proteobacteria	$2.1 \cdot 10^2 \pm 2.6 \cdot 10^2$	45

Effect of the chlorine discontinuity on the bacterial quality of water



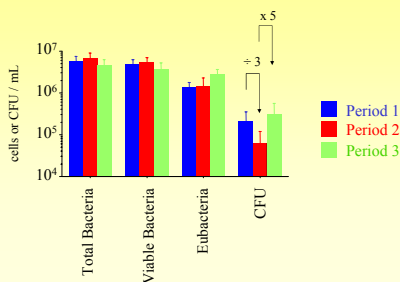
- Only the culturability of bacteria is modified during chlorine discontinuities:
 - CFU $\div 4$ when [Cl₂] increased from 0.1 to 0.4 mg/L
 - CFU $\times 4$ when [Cl₂] decreased from 0.4 to 0.1 mg/L



Seasonal variations of the water quality masking the possible effect of chlorine discontinuities.

➤ No significant effect of Cl₂ discontinuities on the phylogeny of bacteria present in drinking water

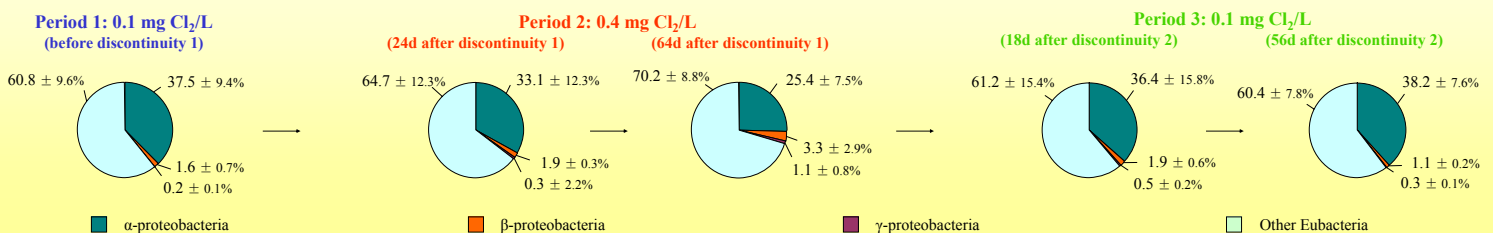
Effect of the chlorine discontinuity on the biofilm



- The increase of the residual chlorine concentration in distributed drinking water from 0.1 to 0.4 mg Cl₂/L :
 - alters the culturability of biofilm bacteria (CFU $\div 3$ after discontinuity), no modification of the total number of bacteria.
 - changes the phylogenetic composition of biofilms: \nearrow of the β - and γ -proteobacteria and \searrow of the α -proteobacteria.

➤ While remaining a minority sub-group, the proportion of γ -proteobacteria, including many bacteria of sanitary interest (coliforms, *Legionella*, *Pseudomonas*, ...), increased by a factor 6

- This effect is temporary because the signals are reversed when the Cl₂ concentration is again brought back to 0.1 mg Cl₂/L :
 - the culturable bacteria increased by a factor 5 after discontinuity.
 - the proportions of α -, β - and γ -proteobacteria find their initial level gradually.



This work was completed within the framework of a research program coordinated by the International Center of Water (NanCIE) and funded by the Agence de l'Eau Seine-Normandie, Véolia Eau / Anjou-Recherche, le Syndicat des Eaux d'Île de France, la Communauté Urbaine du Grand Nancy et le NanCIE.

