



**HAL**  
open science

## Molecular Networking-Based Approach of *Aloe djiboutiensis*, Antioxidant Activity and In Vivo Toxicity of This Endemic Species in Djibouti

Rosella Spina, Abdirahman Elmi, Fatouma Mohamed Abdoul-Latif, François Dupire, Stéphanie Philippot, Marie-France Champy, Benoît Petit-Demoulière, Hugues Jacobs, Dominique Laurain-Mattar

### ► To cite this version:

Rosella Spina, Abdirahman Elmi, Fatouma Mohamed Abdoul-Latif, François Dupire, Stéphanie Philippot, et al.. Molecular Networking-Based Approach of *Aloe djiboutiensis*, Antioxidant Activity and In Vivo Toxicity of This Endemic Species in Djibouti. *Analytics* 2022, Sep 2022, Nantes, France. 2022. hal-03788657

**HAL Id: hal-03788657**

**<https://hal.univ-lorraine.fr/hal-03788657v1>**

Submitted on 26 Sep 2022

**HAL** is a multi-disciplinary open access archive for the deposit and dissemination of scientific research documents, whether they are published or not. The documents may come from teaching and research institutions in France or abroad, or from public or private research centers.

L'archive ouverte pluridisciplinaire **HAL**, est destinée au dépôt et à la diffusion de documents scientifiques de niveau recherche, publiés ou non, émanant des établissements d'enseignement et de recherche français ou étrangers, des laboratoires publics ou privés.



Rosella Spina<sup>1,2</sup>, Abdirahman Elmi<sup>1,3</sup>, Fatouma M. Abdoul-Latif<sup>3</sup>, Francois Dupire<sup>1</sup>, Stephanie Philippot<sup>1</sup>, Marie-France Champy<sup>4</sup>, Benoit Petit-Demoulière<sup>4</sup>, Hugues Jacobs<sup>4</sup>, Dominique Laurain-Mattar<sup>1,2</sup>

<sup>1</sup>Université de Lorraine, CNRS, L2CM, F-54000 Nancy, <sup>2</sup>Université de Lorraine, INRAE, LAE, F-54000 Nancy

<sup>3</sup>Medicinal Research Institute, Centre d'Etudes et de Recherche de Djibouti, IRM-CERD, Route de l'Aéroport, Haramous B.P. 486, Djibouti;

<sup>4</sup>PHENOMIN-ICS, Institut Clinique de la souris, CNRS, UMR7104, Illkirch, France ; INSERM, U1258, Illkirch, France; Université de Strasbourg, France

Correspondance: rosella.spina@univ-lorraine.fr

## INTRODUCTION

*Aloe djiboutiensis* is a native plant in Djibouti, named botanically in 2007. The leaves and the latex are used traditionally used in Djibouti. The present research work was conducted to assess the possible toxic effect and antioxidant the latex and the leave extract, as well as to detect rapidly the previously characterized known molecules in the genus *Aloe* and to create a metabolic fingerprinting of *A. djiboutiensis* [1].

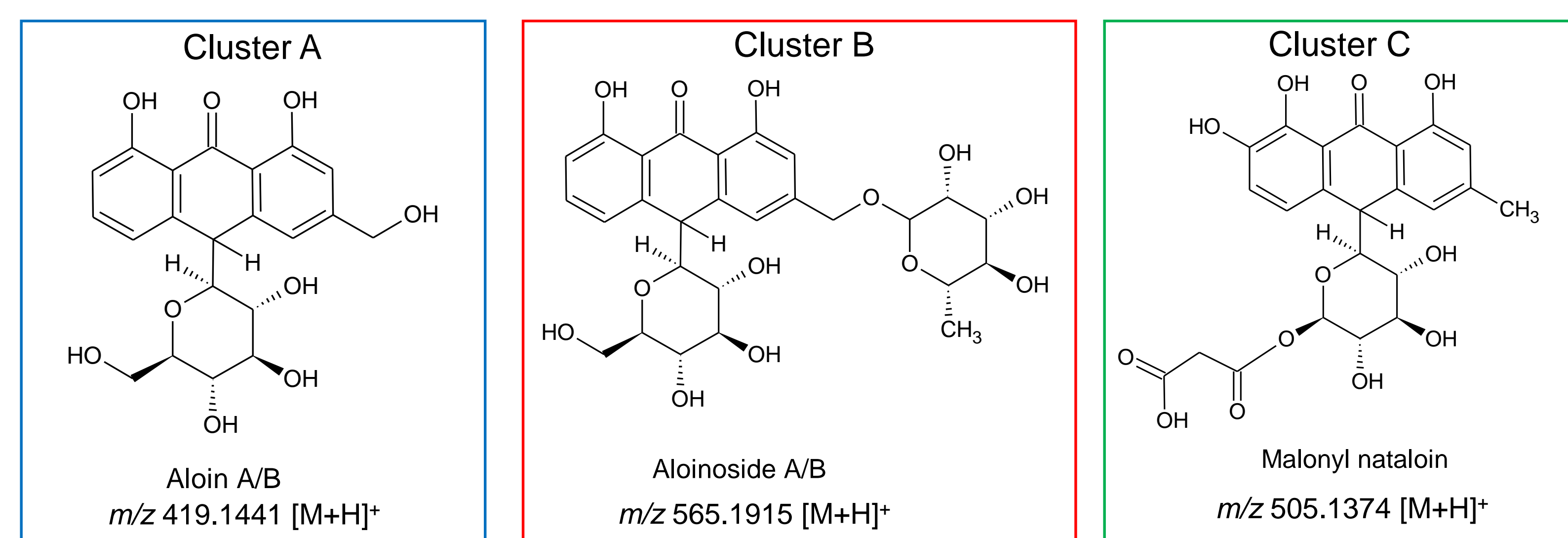
## RESULTS AND DISCUSSION

The results for antioxidant activity, the *in vitro* and *in vivo* toxicity are reported in the figure. The latex (ADL) has the high level of phenol content ( $83.01 \pm 0.8$  mg GAE/g DW) and moderate level of flavonoid content ( $13.12 \pm 0.11$  mg QE/g DW).

The latex and five fractions of *Aloe djiboutiensis*, obtained after LH-20 fractionation of latex, were analyzed, and the phytochemical profile is evaluated using LC-MS/MS analysis. The identification/annotation of the chemical compounds is based on the comparison of commercial standards, the chemicals present in our in-house database (DataNat database, n° IDDN: FR.001.480019.000.S.P.2020.000.10300) and Global Natural Products Social Molecular Networking (GNPS) [2].

GNPS is used for the generation of molecular networking, and Cytoscape software 3.8.0 is used for the visualization of them.

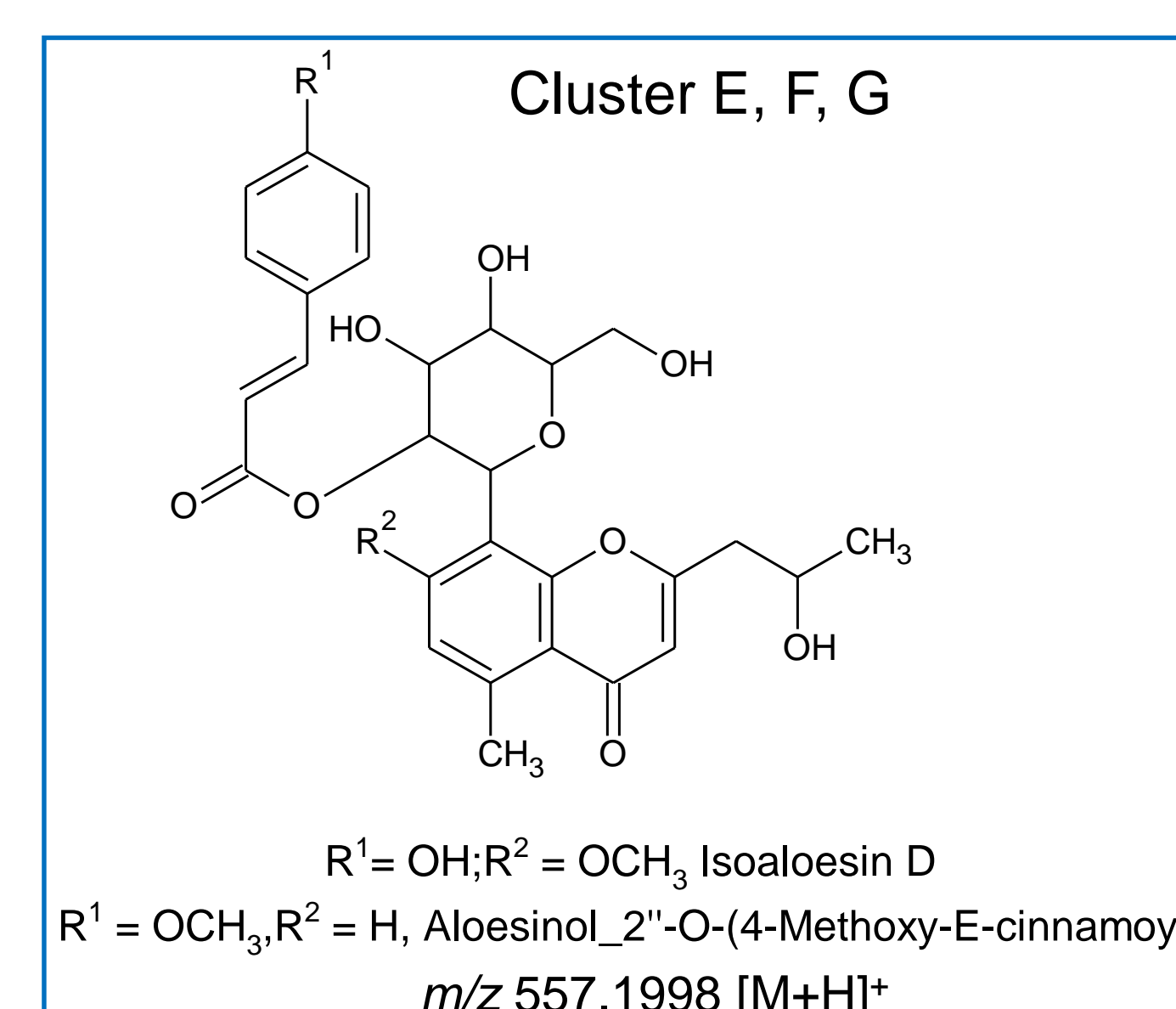
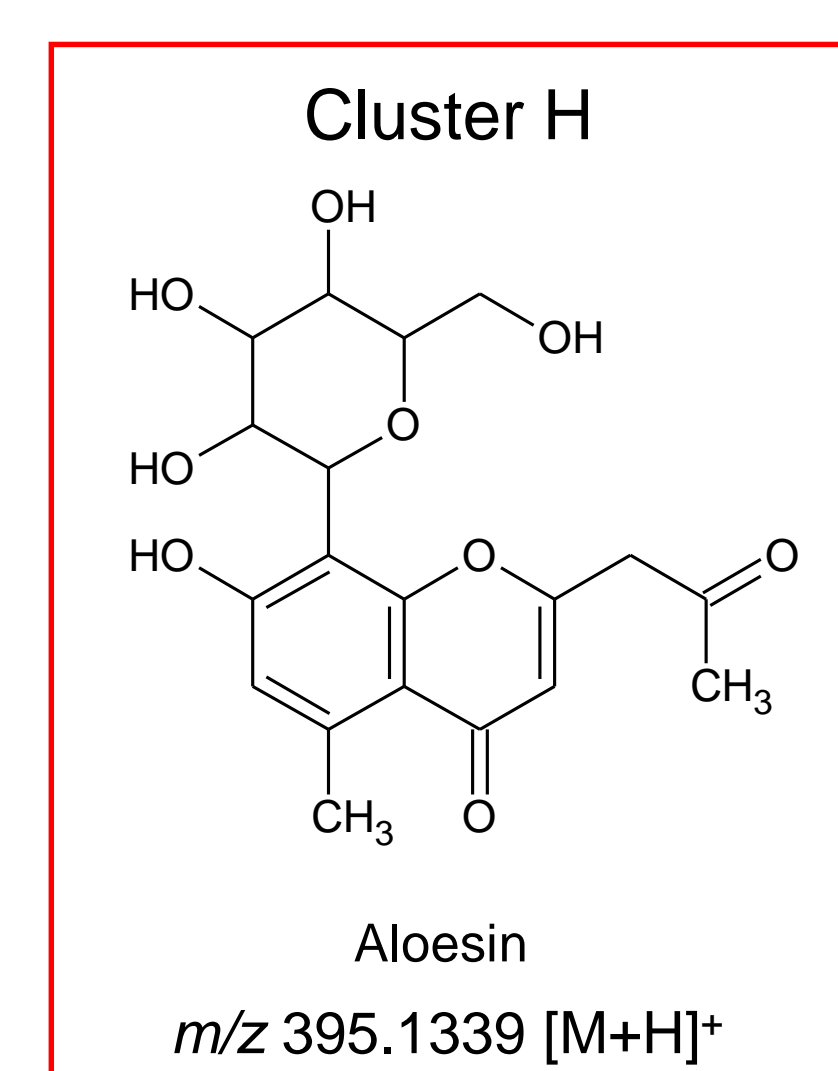
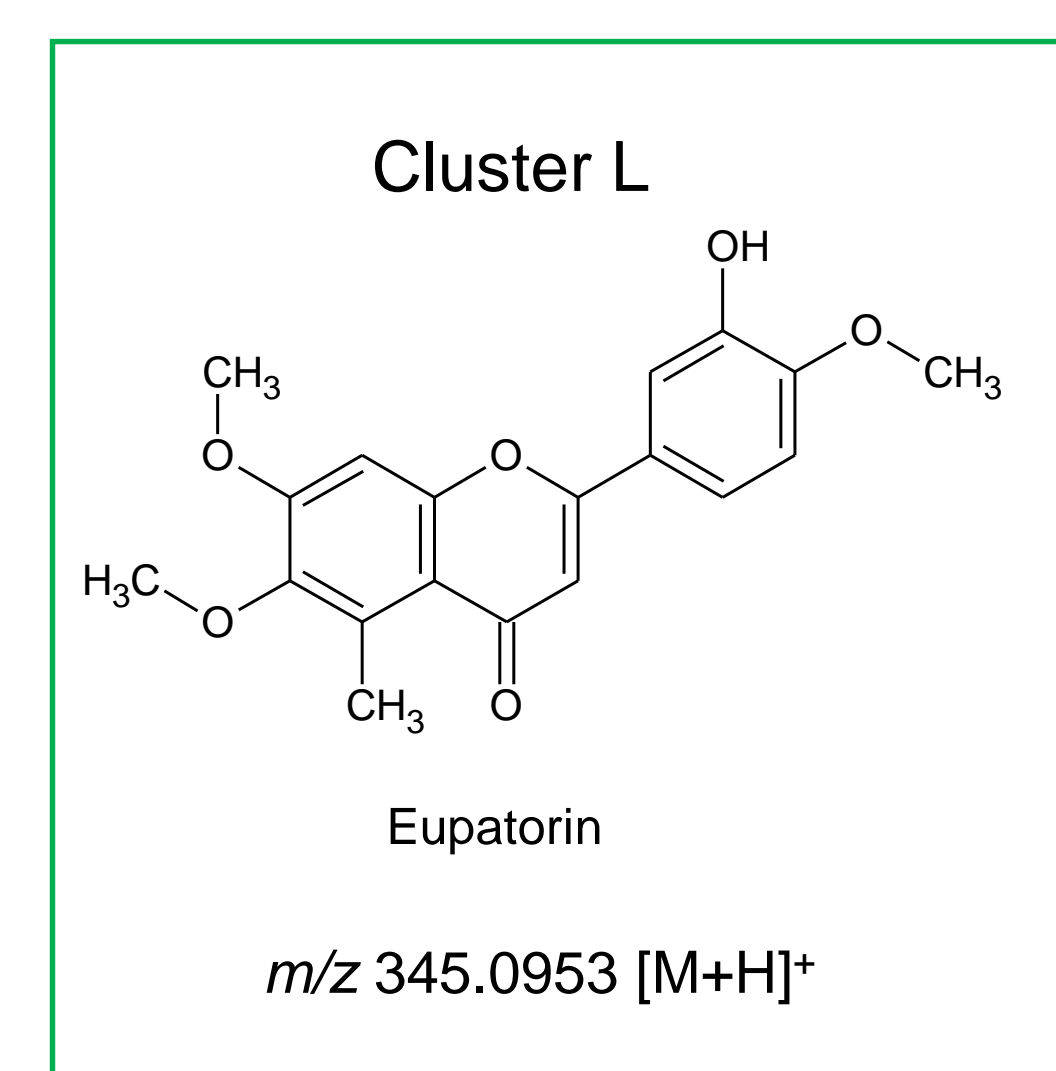
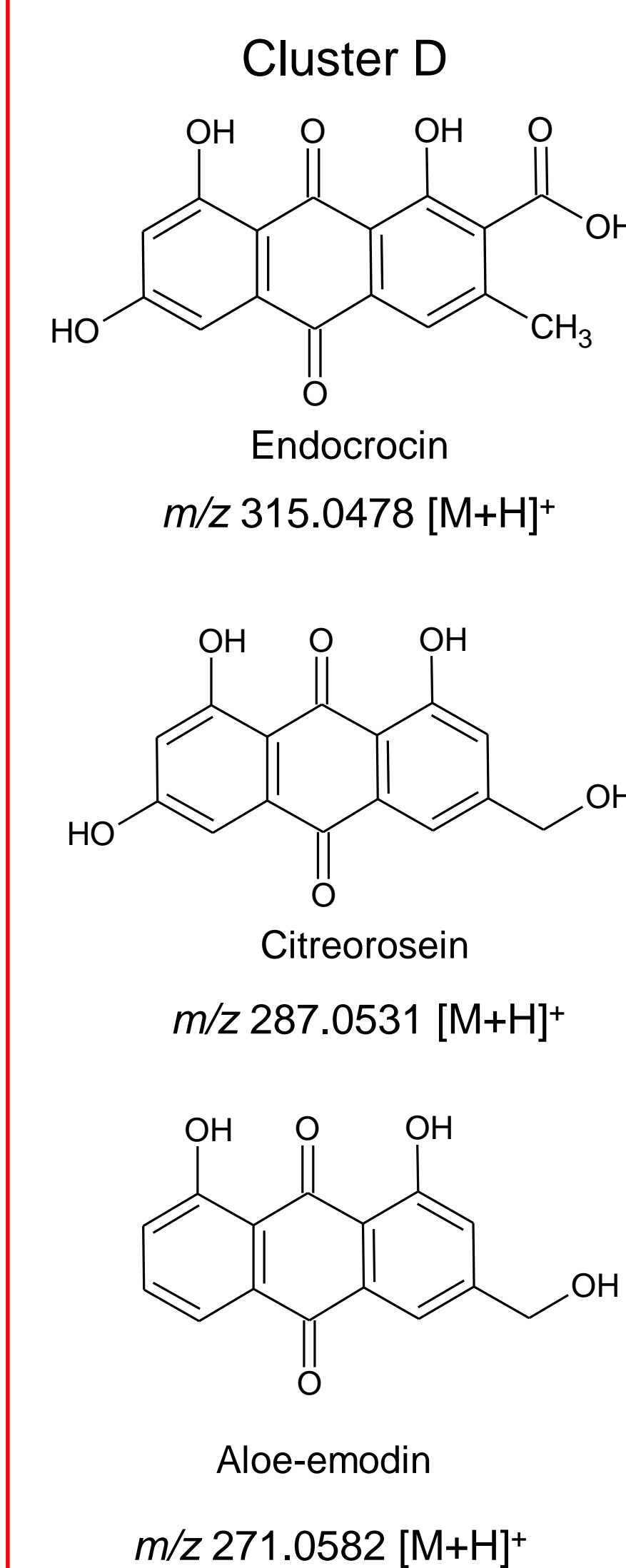
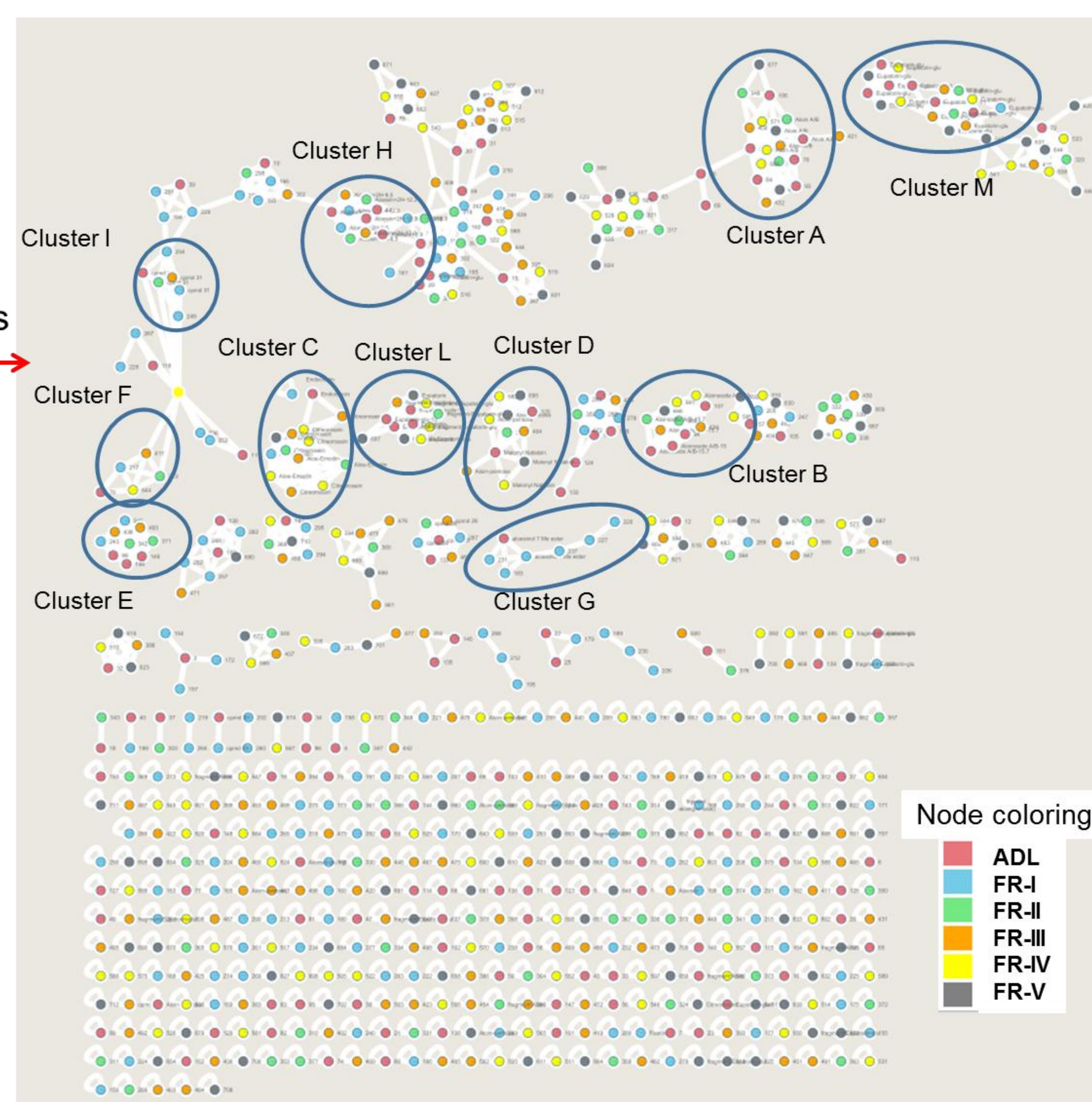
In total, 712 nodes are visible in molecular networking, which included 67 clusters (node>2). The observation of molecular network reveals the presence of eleven (11) annotated clusters named, respectively A, B, C, D, E, F, G, H, I, L, and M.



Fractionation  
Sephadex®  
LH-20  
Five fractions

Phytochemical analysis

LC-MS/MS  
GNPS/ Cytoscape  
Molecular networking



## CONCLUSION

According to the obtained results, the traditional use of the latex of *A. djiboutiensis* is safe until at less 18 mg/kg for human level and has beneficial effects for human health (following equations for dose conversion between animals and human).

In the figure are visible the relevant structures annotated in the molecular network.

In total twenty one (21) compounds are identified: nine (9) anthraquinones derivatives, ten (10) chromones derivatives, two (2) flavonols/ chromones isomers.

## REFERENCES

1) A. Elmi, F. Mohamed Abdoul-Latif, R. Spina, F. Dupire, S. Philippot, C. Marie-France, H. Jacobs, D. Laurain-Mattar, *Molecules*, MDPI, **2021**, 26 (10), pp.3046. <https://doi.org/10.3390/molecules26103046>

2) Mingxun Wang, Jeremy J. Carver, Vanessa V. Phelan, Laura M. Sanchez, Neha Garg, Yao Peng, Don Duy Nguyen et al.; *Nature biotechnology* 34, no. 8 (2016): 828. PMID: 27504778