



## Effects of standard humic materials on relative bioavailability of NDL-PCBs in juvenile swine

Matthieu Delannoy, Jessica Schwartz, Agnès Fournier, Guido Rychen, J. F. Narbonne, Cyril Feidt

### ► To cite this version:

Matthieu Delannoy, Jessica Schwartz, Agnès Fournier, Guido Rychen, J. F. Narbonne, et al.. Effects of standard humic materials on relative bioavailability of NDL-PCBs in juvenile swine. 8th PCB Workshop, Oct 2014, Woods Hole (MA), United States. 2014. hal-03946668

**HAL Id: hal-03946668**

**<https://hal.univ-lorraine.fr/hal-03946668>**

Submitted on 26 Jan 2023

**HAL** is a multi-disciplinary open access archive for the deposit and dissemination of scientific research documents, whether they are published or not. The documents may come from teaching and research institutions in France or abroad, or from public or private research centers.

L'archive ouverte pluridisciplinaire **HAL**, est destinée au dépôt et à la diffusion de documents scientifiques de niveau recherche, publiés ou non, émanant des établissements d'enseignement et de recherche français ou étrangers, des laboratoires publics ou privés.



Distributed under a Creative Commons Attribution - NonCommercial - NoDerivatives 4.0 International License



# Effects of standard humic materials on relative bioavailability of NDL-PCBs in juvenile swine.

Delannoy M.<sup>1</sup>, Schwarz J.<sup>1</sup>, Fournier A.<sup>1</sup>, Rychen G.<sup>1</sup>, Narbonne J.F.<sup>2</sup>, Feidt C.<sup>1</sup><sup>1</sup> UR-AFPA, Université de Lorraine / INRA, USC 340 54505 Vandœuvre-lès-Nancy<sup>2</sup> UMR CNRS 5805 EPOC, OASU, Université de Bordeaux - CS 50023 - Pessac

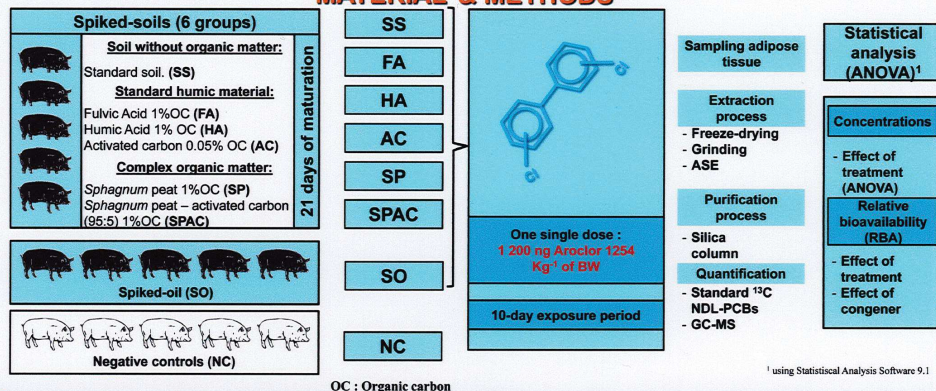
matthieu.delannoy@univ-lorraine.fr

## INTRODUCTION

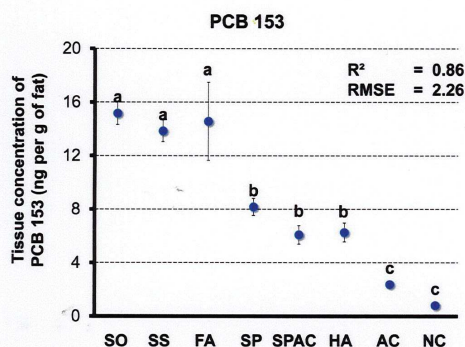
Exposure assessment to polychlorinated biphenyls (PCBs) from contaminated soils is a critical issue in terms of human health, especially since little reliable information on transfer of PCBs to humans via involuntary soil ingestion is available. Indeed, young children (1-30 months) with their hand-to-mouth activity may be exposed to contaminated soils. The relative bioavailability (RBA) approach is chosen in order to compare the bioavailability of organic pollutants from different soils (USEPA 2006).

The current study addresses the impact of soil organic matter (OM) quality on bioavailability of sequestered NDL-PCBs

## MATERIAL & METHODS



## RESULTS AND DISCUSSION



Concentrations (ng g<sup>-1</sup> of fat) of PCB 153 in adipose tissue.

Errors bars correspond to standard error (n=5). Values presenting a common letter do not significantly differ ( $P < 0.05$ ).

Three different sets of NDL-PCB concentrations in adipose tissue can be distinguished ( $p < 0.05$ ):

- AC : close to background level (NC)
- SP, SPAC and HA : intermediate levels indicating a medium sequestration by organic matter
- SO, SS and FA : high concentrations and no significant reduction

	PCB 138		PCB 153		PCB 180	
	RBA	95% CI	RBA	95% CI	RBA	95% CI
SO	100.0 <sup>a</sup>	[88.4 - 111.6]	100.0 <sup>a</sup>	[88.4 - 111.6]	100.0 <sup>a</sup>	[88.4 - 111.6]
SS	86.3 <sup>a,b</sup>	[73.3 - 99.3]	91.3 <sup>a</sup>	[78.3 - 104.3]	112.8 <sup>a,b</sup>	[99.8 - 125.9]
FA	78.3 <sup>a,b</sup>	[65.3 - 91.3]	96.1 <sup>a</sup>	[83.0 - 109.1]	95.5 <sup>a,b,c</sup>	[82.5 - 108.5]
SP	62.8 <sup>b,c</sup>	[51.1 - 74.4]	53.9 <sup>b</sup>	[42.3 - 65.5]	74.5 <sup>b,c,d</sup>	[62.9 - 86.2]
HA	43.7 <sup>c,d</sup>	[32.0 - 55.3]	40.2 <sup>b,c</sup>	[28.5 - 51.8]	68.0 <sup>c,d</sup>	[56.4 - 79.7]
SPAC	43.8 <sup>c,d</sup>	[32.2 - 55.5]	41.4 <sup>b,c</sup>	[29.7 - 53.0]	54.4 <sup>d,e</sup>	[42.7 - 66.0]
AC	14.3 <sup>d,e</sup>	[2.7 - 26.0]	15.7 <sup>c,d</sup>	[4.1 - 27.4]	32.6 <sup>e,f</sup>	[21.0 - 44.3]
NC	4.5 <sup>d,e</sup>	[-7.1 - 16.2]	5.4 <sup>d</sup>	[-6.3 - 17.0]	11.4 <sup>f</sup>	[-0.3 - 23.0]
LSMEANS	54.2 <sup>C,B</sup>	[50.2 - 58.3]	55.5 <sup>B</sup>	[51.4 - 59.5]	68.7 <sup>A</sup>	[64.6 - 72.7]

Residual  
RMSE

$p < 0.001$   
 $p < 0.001$

OM effect :  $p < 0.001$   
PCB effect :  $p < 0.001$

PCB\*OM :  $p = 0.050$

### Relative Bioavailability factors of NDL-PCBs.

RBA factors were calculated from adjusted means of concentrations (ng g<sup>-1</sup> of fat). Values in brackets indicates 95% confidence interval (2xSE). Values presenting a common letter do not significantly differ ( $P < 0.05$ ). RMSE : Root means square error. RBA : relative bioavailability. 95% CI : 95% confidence interval.

- Highly condensed material (AC) strongly reduces relative bioavailability
- AH, SP present significantly reduced relative bioavailability
- SPAC also, but competition between AC and SPAC may occur explaining that reduction is not as strong as those of AC
- Along chlorination RBA increases which may reveal increase in deposit in adipose tissue.

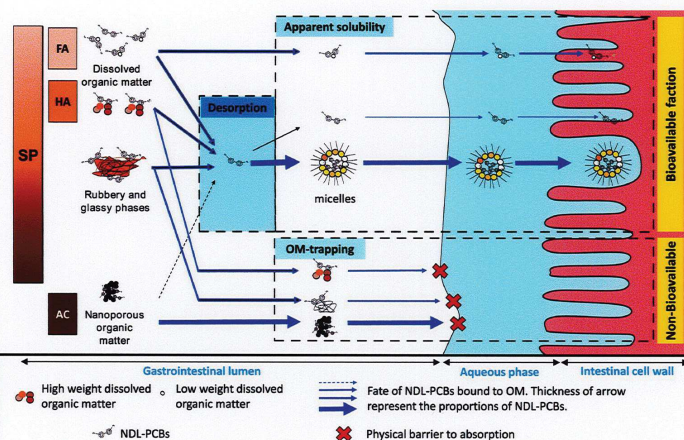
### 1 Desorption of NDL-PCBs from OM

Desorption occurs in the digestive lumen which is an aqueous environment. Desorption could be very low for condensed material as AC.

### 2 Solubilisation

Solubilisation of lipophilic compounds as NDL-PCBs is rather low.

Apparent solubilisation can be induced by transport vehicle like micelles or soluble organic matter



Proposal of mechanistic retention and bioavailability of NDL-PCBs bound to Organic Matter

### 3 Transportation to epithelium wall

Before the uptake, NDL-PCB have to migrate to intestinal wall crossing a particular aqueous phase : the unstirred water layer. This could be a physical limitation for NDL-PCB physically bound to organic matter.

### 4 Biological uptake

Uptake of NDL-PCBs in micelles, solubilised or bound to digestible soluble organic matter could, then, occur.

## CONCLUSION

- Organic matter plays a major role in the retention of NDL-PCBs during the digestive process in piglets.
- It appears also that characteristics of the organic matter dramatically pilot the retention of NDL-PCBs.
- Condensed organic matter (activated carbon) strongly reduces bioavailability whereas the less condensed one (fulvic acid) has not significant effect.