



HAL
open science

Determination of an Innovative Consistent Law for the Rheological Behavior of Polymer/Carbon Nanotubes Composites

Frédéric Thiébaud

► **To cite this version:**

Frédéric Thiébaud. Determination of an Innovative Consistent Law for the Rheological Behavior of Polymer/Carbon Nanotubes Composites. *Soft Nanoscience Letters*, 2011, 01 (01), pp.1-5. 10.4236/snl.2011.11001 . hal-04323347

HAL Id: hal-04323347

<https://hal.univ-lorraine.fr/hal-04323347v1>

Submitted on 5 Dec 2023

HAL is a multi-disciplinary open access archive for the deposit and dissemination of scientific research documents, whether they are published or not. The documents may come from teaching and research institutions in France or abroad, or from public or private research centers.

L'archive ouverte pluridisciplinaire **HAL**, est destinée au dépôt et à la diffusion de documents scientifiques de niveau recherche, publiés ou non, émanant des établissements d'enseignement et de recherche français ou étrangers, des laboratoires publics ou privés.

Determination of an Innovative Consistent Law for the Rheological Behavior of Polymer/Carbon Nanotubes Composites

Frédéric Thiébaud

Laboratoire d'Énergétique et de Mécanique Théorique et Appliquée, UHP-ESSTIN, Vandoeuvre lès Nancy, France
Email: frederic.thiebaud@esstin.uhp-nancy.fr

Received December 29th, 2010; revised January 12th, 2011; accepted January 15th, 2011.

ABSTRACT

An innovative constitutive model for the rheological behavior of the polymer/carbon nanotubes composites is proposed in this paper. Based on experimental investigations, this consistent law gives the evolution of the composite shear viscosity versus the shear rate, over a large range, and the temperature with various carbon nanotubes mass fractions. Hence, this consistent could be implemented in a finite element code in order to lead many polymer/carbon nanotubes manufacturing process like injection molding or hot embossing.

Keywords: Carbon Nanotubes, Composite, Rheological Behavior

1. Introduction

Since their official discovery in 1991 by Iijima [1], Carbon nanotubes (CNT) growing interest in the field of engineering. For example, their mechanical and physical properties make CNT some attractive candidates for use in composites (polymer/CNT) material applications.

These mechanical performances strongly depend on the composite melt process. Many studies have been carried out by several authors and referenced by Coleman *et al.* [2] and Breuer and Sundaraj [3]. Actually, many process such as injection molding, hot embossing, compacting, extrusion, etc., permit to realize high performances composite parts with CNT reinforcement. Hence, in order to optimize the process parameters and finally the performances of the so realized polymer/CNT composite, many investigations on the numerical simulation by the finite element method of these process are led as usual.

The main difficulty to obtain some accurate results from these numerical simulations is to consider a consistent law for the rheological behavior of the polymer/CNT composite. A few studies are reported on the rheological properties of polymer/CNT prepared by melt mixing process. Teng *et al.* [4] investigated the effect of MWCNT content on the rheological properties of polypropylene at high shear rates (10^2 to 10^4 s⁻¹) and a tem-

perature around 200°C. Thus, the authors proposed a power law as a constitutive model to characterize the rheological behavior of the composite but, this constitutive model doesn't take into account the Newtonian plateau at low shear rates. A similar study led by Seo *et al.* [5] focus on the rheological behavior of polypropylene/MWCNT composite at low shear rates (10^{-1} to 10^2 s⁻¹) at a temperature about 170°C. A more convenient model proposed by Cross [5] allows switching from the Newtonian plateau at low shear rates to a straight line at high shear rates. However, this transition leads to a slope break that the model doesn't adjust.

Consequently, one notice that it is difficult to find a consistent law for the rheological behavior of the polymer/CNT composite on a very large shear rate range (typically 10^{-1} to 2×10^4 s⁻¹) by considering the temperature effects, which are strongly present in the composites/CNT process.

2. Experimental Investigations

The aim of this work is to propose a constitutive model for the rheological behavior of the polymer/multi-walled carbon nanotubes (MWCNT) composite on a shear rate range (typically 10^{-1} to 2×10^4 s⁻¹), with various MWCNT mass fractions f usually considered in the engineering fields ($f = 1, 2, 4$ and 8 wt%), by considering the

temperature effects. This constitutive model could be used in a finite element code to predict the fluid flow of the composite/MWCNT for major numerical simulations of composite/MWCNT process.

To do this, three steps are followed as well. In the first one, the production of the composites polymer/MWCNT with various MWCNT mass fractions was carried out. In the second one, the rheological behavior of the neat polymer and the polymer/MWCNT composites was investigated by using a capillary rheometer. Finally, these investigations allow identifying the rheological behavior for each polymer/MWCNT composite and the neat polymer.

Multi-Walled Carbon Nanotubes (MWCNT) were produced by Chemical Vapor Deposition (CVD) process. Their purity is more than 95% and one considers that their diameter is around 10-20 nm, their length is around 1-25 μm and their density is evaluated as $\rho_c = 1.30 \text{ g/cm}^3$, according to the specifications of the provider. The polymer used in this work is polypropylene (PP) which is one of the most commonly used thermoplastic polymers. In pellets form, it is a PP1120 type that corresponds to a homopolymer with a Melt Flow Indice (MFI) around 15 g/10 min (230°C, 2.16 kg). This PP grade is typically dedicated to injection molding and its density is evaluated as ρ_p is equal to 0.90 g/cm^3 .

Polypropylene was mixed with various MWCNT mass fractions f ($f = 1, 2, 4$ and $8 \text{ wt}\%$) following the protocol described by Pötschke *et al.* [7], with a Brabender® mixer (Plastograph EC W50EHT). The temperature in the mixing cavities and the rotation speed of the screw are regulated around 200°C and 60 rpm respectively, and the processing time is about 15 min. Thus, bulk samples are collected and crushed into small particles in a grinder as it is shown in the **Figure 1**.

The shear viscosity is thus measured on a very large shear rate range: (10^{-1} to $2 \times 10^4 \text{ s}^{-1}$) at four temperatures (180, 200, 220 and 240°C). A Rosand® RH2000 capillary rheometer with two dies was used for these measurements. The first die ($\varnothing 1 \text{ mm}$) was used in the shear range from 10^{-1} to 20 s^{-1} shear rate and the second die ($\varnothing 2 \text{ mm}$) was used in the shear rate range 20 to $2 \times 10^4 \text{ s}^{-1}$. For example, the shear viscosity versus the shear rate for the neat PP

and the fourth PP/MWCNT composites at 200°C, are reputed in the **Figure 2**. Similarly the test temperature influence on the shear viscosity is shown in the **Figure 3** for the 4 wt% composite. One assume here that the same pattern of results is identifiable to the other temperatures and the other composites (neat PP and 1, 2 and 8 wt% PP/MWCNT composites).

At fixed temperature, the shear viscosity of the neat PP and PP/MWCNT composites decreases with the increase of the shear rate. These viscosity curves clearly indicate the significant effect of the MWCNT content. When the shear rate is in the range 10^{-1} - 10^2 s^{-1} , the PP/MWCNT composite exhibit a shear thinning effect whereas the neat PP exhibits only small shear rate dependence, revealing a Newtonian plateau. However, from 1 wt% MWCNT content, the viscosity curves present a much steeper slope at low shear rate, and there is no Newtonian plateau within the shear rate range studied. Also, from 4 wt% MWCNT, the viscosity curves appear nearly power law over this range of shear rate. This phenomenon is related to the fact that, the MWCNT-MWCNT interactions begin to dominate as the MWCNT content increases, eventually leading to a percolation and a formation of interconnected MWCNT structures. However, when the shear rate in the range 10^2 to $2 \times 10^4 \text{ s}^{-1}$, the shear viscosity of the PP/MWCNT composite of the same order than the neat PP: the effect of the MWCNT content is less important than at low shear rates. When shear rate is increasing, the shear thinning effect is enhanced and the wall slip phenomena occurring between PP/MWCNT and the wall of the rheometer is predominant, as it is supposed by Lee *et al.* [8] and Lam *et al.* [9]. Finally for one PP/MWCNT composite shade, the viscosity curves indicate a decrease of the shear viscosity with the increase of the temperature. This is due to the fact that the shear viscosity of the polypropylene decreases when heating.

3. Rheological Behavior

The previous investigations on the rheological behavior of the neat PP and the fourth PP/MWCNT composites clearly show a high dependence of the shear viscosity on




Figure 1. Manufacturing phase of the PP/MWCNT composite.

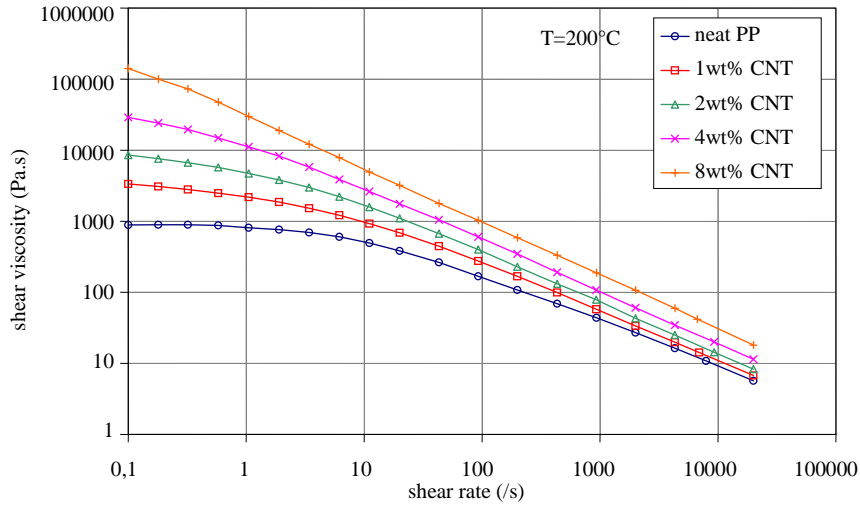


Figure 2. Shear viscosity vs shear rate at 200°C for the neat PP and the loaded 4 composites.

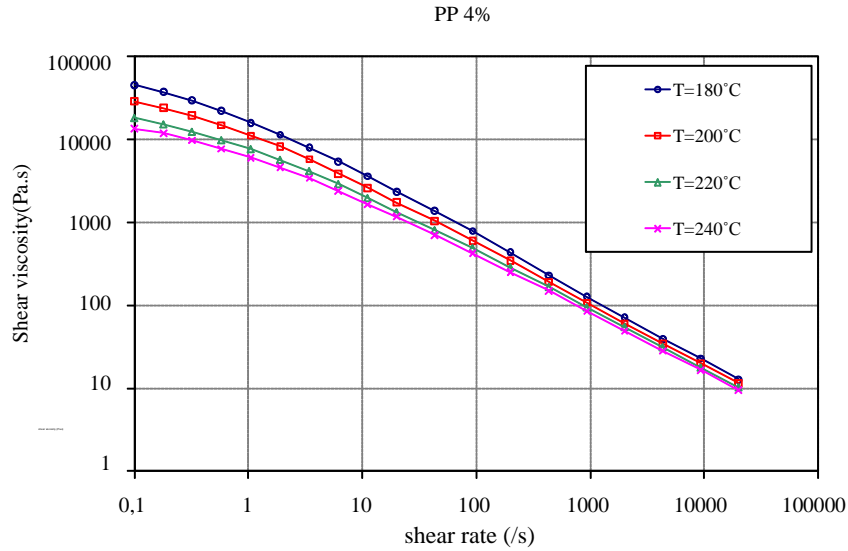


Figure 3. Shear viscosity vs shear rate at 180, 200, 220 and 240°C for the 4 wt% PP/MWCNT composite.

the shear rate and the temperature. Thus, the constitutive model must be able to predict the flow of material under various processing conditions and particularly the shear rate and the temperature. Carreau [10] proposed a model to modify the slope break by changing the Cross law without adding additional parameters. This Carreau law expression is related in equation (1):

$$\mu(\dot{\gamma}, T) = \mu_0(T) \left(1 + (\lambda \dot{\gamma})^2 \right)^{\frac{n-1}{2}} \quad (1)$$

where $\mu(\dot{\gamma}, T)$ is the shear viscosity, T the temperature and $\dot{\gamma}$ the equivalent shear rate defined by:

$$\dot{\gamma} = \sqrt{\frac{2}{3} \text{dev}(\dot{\epsilon}) : \text{dev}(\dot{\epsilon})} \quad (2)$$

with $\dot{\epsilon}$, defined as the shear rate tensor versus the velocity field \mathbf{V} :

$$\dot{\epsilon} = \frac{1}{2} (\text{grad}(\mathbf{V}) + \text{grad}^T(\mathbf{V})) \quad (3)$$

where $\text{grad}(\bullet)$ is the well known gradient operator. $\text{dev}(\dot{\epsilon})$, the deviatoric part of the shear rate tensor:

$$\text{dev}(\dot{\epsilon}) = \dot{\epsilon} - \frac{1}{3} \text{Tr}(\dot{\epsilon}) \mathbf{I} \quad (4)$$

where \mathbf{I} is the second order identity tensor and $\text{Tr}(\bullet)$ the trace operator ($\text{Tr}(A) = A_{ii}$). The index n is typically called the shear thinning index. The term $\mu_0(T)$ is identified as the material consistency and λ is a characteristic relaxation time of the material.

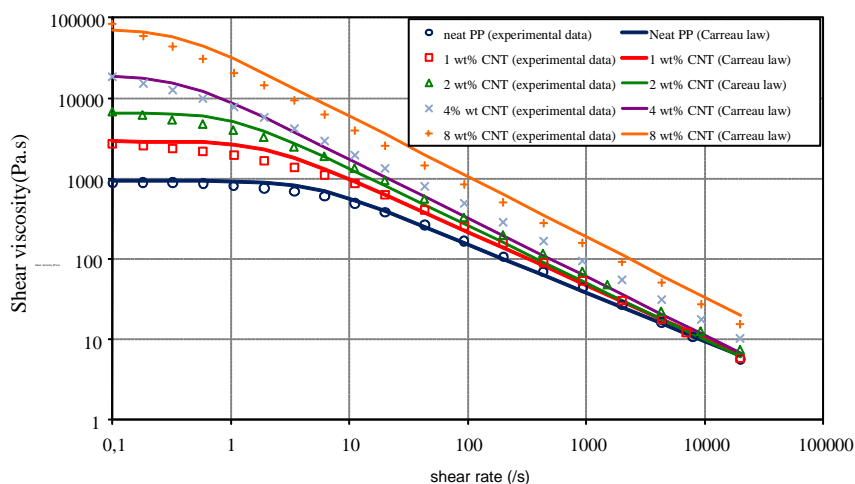


Figure 4. Shear viscosity as a function of the shear rate at 180, 200, 220 and 240°C for the 4 wt% PP/MWCNT composite: experimental data and Carreau law enriched temperature fitting curves.

Table 1. Rheological parameters for the neat PP and each PP/MWCNT composite.

MWCNT content	0 wt%	1 wt%	2 wt%	4 wt%	8 wt%
μ_0 (Pa·s ⁿ)	20778	34214	172783	2·10 ⁶	2·10 ⁷
b (°C ⁻¹)	0.0155	0.0116	0.0148	0.0206	0.0242
λ (s ⁻¹)	0.207	0.514	0.942	2.645	2.733
n	0.4	0.34	0.29	0.27	0.25

The thermal dependence is here modeled by the proposed expression for the material consistency:

$$\mu_0(T) = \mu_0 e^{-bT} \quad (5)$$

where b is another characteristic time of the material to be identified. With this suggested constitutive model, thermal effects are accounted and the transition from the power law to the Newtonian plateau is a more suitable.

The rheological parameters (μ_0 , b , λ and n) are summarized in **Table 1** for the neat PP and each PP/MWCNT composite. One can notice that the parameter μ_0 increases with MWCNTs content while the shear thinning index n substantially decreases. For the PP/MWCNT composite with 4 and 8 wt% MWCNTs content, the parameter μ_0 value is higher than for other contents. In these conditions, the constitutive model identified for the Carreau law enriched temperature is almost equivalent to the power law model. Comparison between the experimental datas and the identified Carreau law for the neat PP and each PP/MWCNT composite is related in the **Figure 4**. One can notice a good correlation between experimental and continuous datas.

4. Conclusion

The determination of the rheological properties of

PP/MWCNT with various MWCNT contents estimated in the temperature range from 180°C to 240°C has been led to set up and to build a constitutive model for the flow of PP/MWCNT based on the extension of the well-known Carreau law coupled with a thermal factor. The resulting parameters have been identified for the neat PP and the PP/MWCNT composites. This constitutive model could be used to predict the PP/MWCNT composite flow of the in many process. In the future it will be interesting to consider a microscopic two-phase model to predict the CNT localization during one process. This study will be the subject of future investigations.

REFERENCES

- [1] S. Iijima, "Helical Microtubes of Graphitic Carbon," *Nature*, Vol. 354, No. 6348, 1991, pp. 56-58. [doi:10.1038/354056a0](https://doi.org/10.1038/354056a0)
- [2] N. Coleman, U. Kahn, W. J. Blau and Y. K. Gun'ko, "Small but Strong: A review of the Mechanical Properties of Carbon Nanotube-Polymer Composites," *Carbon*, Vol. 44, 2006, No. 9, pp. 1644-1652. [doi:10.1016/j.carbon.2006.02.038](https://doi.org/10.1016/j.carbon.2006.02.038)
- [3] O. Breuer and U. Sundaraj, "Big Returns from Small Fibers: A Review of Polymer/Carbon Nanotube Composites," *Polymer Composites*, Vol. 25, No. 6, 2004, pp. 630-645. [doi:10.1002/pc.20058](https://doi.org/10.1002/pc.20058)
- [4] C. C. Teng, C. C. M. Ma, Y. W. Huang, S. M. Yuen, C. C. Weng, C. H. Chen and S. F. Su, "Effect of MWCNT Content on Rheological and Dynamic Mechanical Properties of Multiwalled Carbon Nanotube/Polypropylene Composites," *Composites Part A: Applied Science and Manufacturing*, Vol. 39, No. 12, 2008, pp. 1869-1875. [doi:10.1016/j.compositesa.2008.09.004](https://doi.org/10.1016/j.compositesa.2008.09.004)
- [5] M. K. Seo and S. J. Park, "Electrical Resistivity and Rheological Behaviors of Carbon Nanotubes-Filled Poly-

- propylene Composites,” *Chemical Physics Letters*, Vol. 395, No. 1-3, 2004, pp. 44-48.
[doi:10.1016/j.cplett.2004.07.047](https://doi.org/10.1016/j.cplett.2004.07.047)
- [6] M. M. Cross, “Rheology of Non-Newtonian Fluids: A New Flow Equation for Pseudoplastic Systems,” *Journal of Colloid Science*, Vol. 20, No. 5, 1965, pp. 417-437.
[doi:10.1016/0095-8522\(65\)90022-X](https://doi.org/10.1016/0095-8522(65)90022-X)
- [7] P. Pötschke, A. R. Bhattacharyya, A. Janke and H. Goering, “Melt Mixing of Polycarbonate/Multi-Wall Carbon Nanotube Composites,” *Composite Interfaces*, Vol. 10, No. 45, 2003, pp. 389-404.
[doi:10.1163/156855403771953650](https://doi.org/10.1163/156855403771953650)
- [8] S. H. Lee, M. W. Kim, S. H. Kim and J. R. Youn, “Rheological and Electrical Properties of Polypropylene/MWCNT Composites Prepared with MWCNT Masterbatch Chips,” *European Polymer Journal*, Vol. 44, No. 6, 2008, pp. 1620-1630.
[doi:10.1016/j.eurpolymj.2008.03.017](https://doi.org/10.1016/j.eurpolymj.2008.03.017)
- [9] Y. C. Lam, Z. Y. Wang and S. C. Joshi, “Wall Slip of Concentrated Suspension in Capillary Flows,” *Powder Technology*, Vol. 177, No. 3, 2007, pp. 162-169.
[doi:10.1016/j.powtec.2007.03.044](https://doi.org/10.1016/j.powtec.2007.03.044)
- [10] P. J. Carreau, “Rheological Equations from Molecular Network Theories,” *Journal of Rheology*, Vol. 16, No. 1, 1972, pp. 99-127.
[doi:10.1122/1.549276](https://doi.org/10.1122/1.549276)