



## AVERTISSEMENT

Ce document est le fruit d'un long travail approuvé par le jury de soutenance et mis à disposition de l'ensemble de la communauté universitaire élargie.

Il est soumis à la propriété intellectuelle de l'auteur. Ceci implique une obligation de citation et de référencement lors de l'utilisation de ce document.

D'autre part, toute contrefaçon, plagiat, reproduction illicite encourt une poursuite pénale.

Contact : [ddoc-theses-contact@univ-lorraine.fr](mailto:ddoc-theses-contact@univ-lorraine.fr)

## LIENS

Code de la Propriété Intellectuelle. articles L 122. 4

Code de la Propriété Intellectuelle. articles L 335.2- L 335.10

[http://www.cfcopies.com/V2/leg/leg\\_droi.php](http://www.cfcopies.com/V2/leg/leg_droi.php)

<http://www.culture.gouv.fr/culture/infos-pratiques/droits/protection.htm>



TH 1 / 1994-CAB (anx)

UNIVERSITE DE NANCY II  
FACULTE DE DROIT, SCIENCES ECONOMIQUES ET GESTION  
INSTITUT D'ADMINISTRATION DES ENTREPRISES

CENTRE REGIONAL DE  
DOCUMENTATION EN GESTION  
Groupe J. C. M.

MOTIVATIONS ET EFFICACITE DES OFFRES PUBLIQUES  
D'ACHAT ET D'ECHANGE EN FRANCE  
DE 1970 à 1990

Thèse présentée et soutenue en vue du  
Doctorat Nouveau Régime ès Sciences de gestion  
le 5 Janvier 1994  
par Jérôme CABY

TOME II : ANNEXES

SERVICE COMMUN DE DOCUMENTATION  
UNIVERSITE NANCY 2  
SECTION GESTION  
POLE LORRAIN DE GESTION  
13, Rue Michel Ney c.c. n° 75  
54037 NANCY Cedex

**JURY**

**Directeur de recherche**

Monsieur José ALLOUCHE  
Professeur à l'IAE de Nancy  
Université de NANCY II

**Rapporteurs**

Monsieur Bernard COLASSE  
Professeur à l'Université de  
PARIS IX - DAUPHINE

Monsieur Alain DESREUMAUX  
Professeur à l'IAE de LILLE  
Université de LILLE II

**Suffragants**

Monsieur Alain BIENAYME  
Professeur à l'Université de  
PARIS IX - DAUPHINE

Monsieur Gérard HIRIGOYEN  
Professeur à l'IAE de Bordeaux  
Université de BORDEAUX I

Monsieur Dominique JACQUET  
Professeur à l'IAE de Nancy  
Université de NANCY II

Monsieur Michel KALIKA  
Professeur à l'IAE de Poitiers  
Université de POITIERS

**Invité**

Monsieur Constantin PAPADIMITRIOU  
Administrateur de sociétés  
Groupe J. GOLDSMITH



## ANNEXES

SERVICE COMMUN DE DOCUMENTATION  
UNIVERSITE NANCY 2  
GESTION GESTION  
POLE LORRAIN DE GESTION  
18, Rue Michel Ney c.o. n° 75  
54057 NANCY Cedex

Les annexes sont constituées, pour l'essentiel, par des documents de nature statistique correspondant aux différentes motivations empiriques qui sont analysées dans la troisième partie :

- **Les motivations explicites** : annexes n° 1 à n° 24
- **Les motivations implicites** : annexes n° 25 à n° 37
- **Les raisons implicites** : annexes n° 38 à n° 49
- **Les stratégies implicites** : annexes n° 50 à n° 54
- **L'efficacité** : annexes n° 55 à n° 58

Les documents statistiques sont les "sorties" informatiques proposées par les différents logiciels utilisés (SPAD.T., SPAD.N., STATISTICA, SYSTAT) en fonction des outils statistiques privilégiés.

# INDEX DES ANNEXES

## A. LES MOTIVATIONS EXPLICITES

	Pages
Annexe n° 1 : La correspondance entre les opérations étudiées et leurs identificateurs informatiques .....	5
Annexe n° 2 : La présentation détaillée des opérations .....	11
Annexe n° 3 : Le codage des noms propres .....	17
Annexe n° 4 : La description statistique des textes retraités .....	19
Annexe n° 5 : Les valeurs propres (A.F.C. n° 1) .....	24
Annexe n° 6 : Les coordonnées, contributions et cosinus carrés des formes (A.F.C. n°1) .....	28
Annexe n° 7 : La représentation graphique des axes n° 1 et n° 2 (A.F.C. n° 1)...	31
Annexe n° 8 : La représentation graphique des axes n° 2 et n° 3 (A.F.C. n° 1)...	36
Annexe n° 9 : Les valeurs propres (A.F.C. n° 2) .....	41
Annexe n° 10 : Les coordonnées, contributions et cosinus carrés des formes (A.F.C. n°2) .....	45
Annexe n° 11 : La représentation graphique des axes n° 1 et n° 2 (A.F.C. n° 2)...	48
Annexe n° 12 : La représentation graphique des axes n° 2 et n° 3 (A.F.C. n° 2) ...	52
Annexe n° 13 : L'histogramme des indices de niveau (motivations générales) .....	57
Annexe n° 14 : La description des nœuds de la hiérarchie (motivations générales)..	64
Annexe n° 15 : Le dendogramme (motivations générales) .....	64
Annexe n° 16 : La partition retenue en 6 classes (motivations générales) .....	68
Annexe n° 17 : L'histogramme des indices de niveau (logiques génériques) .....	73
Annexe n° 18 : La description des nœuds de la hiérarchie (logiques génériques) ...	75
Annexe n° 19 : Le dendogramme (logiques génériques) .....	79
Annexe n° 20 : La partition retenue en 10 classes (logiques génériques) .....	82
Annexe n° 21 : Les valeurs propres de l'A.C.M. (analyse combinatoire) .....	88
Annexe n° 22 : L'histogramme des indices de niveau, la description des nœuds de la hiérarchie et le dendogramme (analyse combinatoire) .....	90
Annexe n° 23 : La partition retenue (analyse combinatoire) .....	99
Annexe n° 24 : La description des classes par les logiques génériques (analyse combinatoire) .....	103

## **B. LES MOTIVATIONS IMPLICITES**

<b>Annexe n° 25 :</b>	La composition des échantillons d'entreprises pour l'étude des motivations, raisons et stratégies implicites des offres publiques .....	106
<b>Annexe n° 26 :</b>	Les motivations générales 1970-1985 : résultats statistiques .....	113
<b>Annexe n° 27 :</b>	Les motivations générales 1987-1990 : analyse univariée statique...	120
<b>Annexe n° 28 :</b>	Les motivations générales 1987-1990 : analyse multivariée statique..	122
<b>Annexe n° 29 :</b>	Les motivations générales 1987-1990 : analyse statique univariée avec les indicateurs de second ordre .....	126
<b>Annexe n° 30 :</b>	Les motivations générales 1987-1990 : analyse univariée dynamique .....	129
<b>Annexe n° 31 :</b>	Les motivations générales 1987-1990 : analyse multivariée dynamique .....	132
<b>Annexe n° 32 :</b>	Les motivations spécifiques 1970-1985 : les résultats statistiques de l'A.C.P. ....	137
<b>Annexe n° 33 :</b>	Les motivations spécifiques 1970-1985 : les résultats statistiques de la C.A.H. ....	141
<b>Annexe n° 34 :</b>	Les motivations spécifiques 1970-1985 : la partition en 4 classes .....	145
<b>Annexe n° 35 :</b>	Les motivations spécifiques 1987-1990 : les résultats statistiques de l'A.C.P. ....	152
<b>Annexe n° 36 :</b>	Les motivations spécifiques 1987-1990 : les résultats statistiques de la C.A.H. ....	156
<b>Annexe n° 37 :</b>	Les motivations spécifiques 1987-1990 : la partition en 4 classes .....	160

## **C. LES RAISONS IMPLICITES**

<b>Annexe n° 38 :</b>	Les raisons générales 1970-1985 : résultats statistiques .....	167
<b>Annexe n° 39 :</b>	Les raisons générales 1987-1990 : analyse univariée statique.....	176
<b>Annexe n° 40 :</b>	Les raisons générales 1987-1990 : analyse multivariée statique...	180
<b>Annexe n° 41 :</b>	Les raisons générales 1987-1990 : analyse univariée statique avec les indicateurs de second ordre .....	191
<b>Annexe n° 42 :</b>	Les raisons générales 1987-1990 : analyse univariée dynamique...	195
<b>Annexe n° 43 :</b>	Les raisons générales 1987-1990 : analyse multivariée dynamique...	198
<b>Annexe n° 44 :</b>	Les raisons spécifiques 1970-1985 : les résultats statistiques de l'A.C.P. ....	207
<b>Annexe n° 45 :</b>	Les raisons spécifiques 1970-1985 : les résultats statistiques de la C.A.H. ....	211
<b>Annexe n° 46 :</b>	Les raisons spécifiques 1970-1985 : la partition en 3 classes .....	217
<b>Annexe n° 47 :</b>	Les raisons spécifiques 1987-1990 : les résultats statistiques de l'A.C.P.....	223
<b>Annexe n° 48 :</b>	Les raisons spécifiques 1987-1990 : les résultats statistiques de la C.A.H.....	227
<b>Annexe n° 49 :</b>	Les raisons spécifiques 1987-1990 : la partition retenue en 4 classes .....	232

## **D. LES STRATEGIES IMPLICITES**

<b>Annexe n° 50 :</b>	Les stratégies générales 1970-1985 : l'analyse univariée .....	238
<b>Annexe n° 51 :</b>	Les stratégies générales 1970-1985 : l'analyse multivariée.....	240
<b>Annexe n° 52 :</b>	Les stratégies spécifiques 1970-1985 : les résultats statistiques de l'A.C.P. ....	245
<b>Annexe n° 53 :</b>	Les stratégies spécifiques 1970-1985 : les résultats statistiques de la C.A.H. ....	248
<b>Annexe n° 54 :</b>	Les stratégies spécifiques 1970-1985 : la partition retenue en 4 classes .....	253

## **E. L'EFFICACITE**

<b>Annexe n° 55 :</b>	La performance des offres publiques d'achat et d'échange pour les entreprises initiatrices (1970-1980) : résultats statistiques .....	259
<b>Annexe n° 56 :</b>	La performance des offres publiques d'achat et d'échange pour les entreprises cibles (1970-1985) : résultats statistiques .....	271
<b>Annexe n° 57 :</b>	L'efficacité des raisons spécifiques (entreprises cibles 1970-19985) : résultats statistiques .....	282
<b>Annexe n° 58 :</b>	L'efficacité des motivations explicites (entreprises cibles 1970-1985) : résultats statistiques .....	287



**ANNEXE n° 1**

**LES MOTIVATIONS EXPLICITES**

**LA CORRESPONDANCE ENTRE LES OPERATIONS ETUDIEES  
ET LEURS IDENTIFICATEURS INFORMATIQUES**

ACCOR, SARI/CNIT (1986)	ACCO
Acteon/Loca Investissement (1990)	ACTE
Aga AktieBolag/Duffour & Igon (1987)	AGAA
Agefi Dévelop./DAFSA (1989)	AGEF
Arjomari Prioux/Guerimaud Voiron (1988)	AJUX
Altus Finance/Calciphos (1990)	ALFI
L'Allobroge/Grand Bazar de Lyon (1980)	ALLO
Altus Finance/Bafip (1990)	ALTU
Amidis/Docks Ardennais (1979)	AMID
Ardoisières d'Angers/Larivière et Sicoma (1987)	ARDO
Arjomari Prioux/Papeteries Canson & Montgolfier (1976)	ARJO
Brasseries Artois/Brasseries et Malteries Motte Cordonnier (1970)	ARTO
Aurea/Guitel Etienne Mobilor (1988)	AURE
Auxiliaire d'entreprises/Sté Ent. T.P. A. Borie (1980)	AUXE
Axa Midi/Drout Assurances, La Paternelle, Présence Vie et Présence Assurances... (1989)	AXAM
Azko/Astral (1974)	AZKO
Azko Pharma/RETI (1977)	AZKP
MM.Baizeau,.../Schwich & Baizeau (1986)	BAIZ
Sté Financière Bayard/Rizières Indochinoises (1975)	BAYA
Bennes Marrel/Decauville (1972)	BENN
BFCE et BUO Fra et Can/UFINEX (1985)	BFCE
BIC/Flaminaire-Marcel Quercia (1971)	BICF
BIDERMANN/RADAR (1986)	BIDE
Bolloré Technologies/Sofical (1986)	BOLL
Talcs de Luzenac/Borax Français (1988)	BORA
Saint-Louis Bouchon/Lesieur (1986)	BOUC
Bouygues, Accor, sari/CNIT (1986)	BOUY
Banque Pallas/Locafinancière (1990)	BQPA
BUE/Lloyd Continental (1977)	BUEL
Cambon Participations et Cegea/La Paternelle SA (1975)	CAMB
Ets Canus & Cie/Docks du Nord les Eco (1976)	CANU
CAP GROUP/SEMA MATRA (1988)	CAPG
Carbuos Metalicos/Duffour & Igon (1987)	CARB
CDF Chimie/Ripolin Georget Freitag (1975)	CDFC
CDF Chimie/Huiles, Goudrons et dérivés (1978)	CDFH
CEDIS/Economiques Troyens et Docks Réunis (1977)	CEDI
CEGID/CCMC (1987)	CEGI
CERUS & Pechelbronn/Presses de la Cité (1986)	CERU
CFAO/La Ruche Méridionale (1989)	CFAO
Cogifo/SAP (1989)	CFEO
CFP/Auxiliaire de Navigation (1978)	CFPA
CGEE Alsthom/Cie Gale d'Electronique Industrielle Lepaute (1972)	CGEE
CGV/SCOR ET UAP (1989)	CGVS

Cie Industrielle de Chiers Chatillon/Aciéries et Tréfileries	CHAT
Neuves-Maisons Chatillon (1976)	CHAT
Cie Industrielle Devt. de l'Est/Constructions Electriques de Nancy (1989)	CIDE
CIGA Hotels/Sté du Grand Hôtel (1972)	CIGA
Cie de la Hénin/Banque de la Hénin (1971)	CIHE
Cie du Midi/Immeuble Plaines Monceau, Clause... (1988)	CIMI
Cie de Saint-Gobain PAM/et SPAMCO (1972)	CIPM
Cie Navigation Mixte/Rhin & Moselle Vie (1988)	CNAX
Cie Bancaire/COFICA (1970)	COBA
Comindus/Foncière Tiard (1977)	CODU
Cogepa/Cofifa (1990)	COGE
Cie de Saint-Gobain PAM/COMAP (1971)	COGO
Cie de Saint-Gobain PAM/Fonderies PAM (1971)	COMO
Comptoirs Modernes/Economique de Rennes (1977)	COMP
Cie de Saint-Gobain PAM/SOCEA (1971)	COPO
Cie de Saint-Gobain PAM/Everitube (1971)	COSA
Société Financière Darty/Ets Darty & Fils (1988)	DART
Sté Navale Delmas Vieljeux/Navigation Mixte (1977)	DELM
Denain Nord-Est Longwy/Marine Firminy (1974)	DENA
Docks de France/La Ruche Picarde (1980)	DOCK
Docks de France/Economats du Centre (1989)	DOFA
Dollfus-mieg & Cie/Sté Gle de Filatures et Tissages de Flers (1971)	DOLL
EBF/Luchaire (1987)	EBFA
Elbelco/Hydrocarbures de Saint-Denis (1990)	ELBE
Electro Financière/Sintra (1977)	ELEC
ELF France/Rhin Rhône (1988)	ELFF
Emerson Europe/Leroy Somer (1990)	EMER
Enelfi Bretagne/Cie Franco Marocaine (1985)	ENEL
Sté Générale des Engrais/Sté des Fertilisants de l'Ouest (1972)	ENGR
Erap (Elf)/Socantar (1970)	ERAP
CERUS/Duménil Leblé (1989)	ERUS
Euris/Gpe Monot (1989)	EURI
Inter Europe Conseil/Sogenal (1989)	EURO
Cie Fin Paribas/OPB Paribas (1988)	FIBA
Cie Fin Paribas/OPFI Paribas (1988)	FIPA
Floronor (Clause)/Production Grainière (1973)	FLOR
Fonderies de PAM/Fonderies de Bayard (1971)	FOND
Ford Motor Cy/Richier (1972)	FORD
Fougerolle/Chimique de la route (1973)	FOUG
Framatome/Télémechanique (1988)	FRAM
France Participations S.A/Production Grainière (1973)	FRAN
GAZ ET EAUX/EEOA (1976)	GAZE
Gale des Eaux/SAHIDE (1987)	GEEA
Gefinec/TRT (1989)	GEFC

Gefina/EBF (1988)	GEFI
Générale Occidentale/Sté des Glacières de Paris (1972)	GENO
Gale Occidentale/Presses de la Cité (1986)	GEOX
Gale Industrie et de Participations/SITRAM (1981)	GIEP
Gale Occidentale/Gale Alimentaire (1976)	GOCC
Sté du Grand Hôtel/Sté Hôtel Maurice et S.I.H. (1972)	GRAN
GTI/CITRAM (1988)	GTIC
Harris intertype corp/Marinoni (1970)	HARR
Brasseries Heineken/Brasserie de l'Espérance (1972)	HEIN
Heineken B.V./Albra (1975)	HEKE
Ets A. Herlicq et Fils/CIEL et Franco-belge (1973)	HERL
Hoesh/Defontaine (1990)	HOES
International CPU/Computel (1988)	ICPV
Cidem/Mines de la Lucette (1990)	IDEM
IDI/Petits Fils de Léonard Danel (1979)	IDIP
Immobilière Foncière de Paris/Cofifa (1990)	IMFP
ITT/Océanic (1977)	ITTO
Jacques Borel Int./Sofitel (1975)	JACQ
Jallatte/Adolphe Lafont (1987)	JALL
Azko Chemicals & Kali Chemir/Européenne Souffres Industriels (1988)	KALI
Sofimo (Lafarge)/Ciments du Nord (1975)	Lafa
Cie La Hénin/COGEFIMO et SOFINCO (1973)	LAHE
Cie Lebon/Comsip Entreprise (1975)	LEBO
Sté Fin. Berger Levraut/Impr. et Libr. Berger Levraut (1989)	LEVR
Linde A.G./Duffour & Igon (1987)	LIND
Luchoire/Permal (1978)	LUCH
Lyonnaise des Eaux/UFINER (1988)	LYON
MAAF/BHE (1985)	MAAF
Cie Gale Maritime et Financière/Cie Gale Maritime (1977)	MAFI
Magnant/Emgp (1990)	MAGN
Maison G. Thomas/CPC (1989)	MAIS
Merlin Gérin/Ateliers de Constructions Electriques de Metz (1973)	MERL
The Metal Box Cy/SCERA (1973)	META
Cie du Midi et AGP/Providence S.A. (1986)	MIDI
Sté Gale, Midland, AGP/BHE (1985)	MIDL
Mines de Bitume et d'Asphalte du Centre / FEREM (1974)	MINE
Navigation Mixte/Le Monde S.A. (1977)	MIXT
Comptoirs Modernes/Major (1989)	MODE
Moët-Hennessy/Champagne Pommery et Greno (1973)	MOET
Fonderies de Montupet S.A./Fonderie de Précision (1976)	MONT
Sté Mosellanne de Participation/PFG (1982)	MOSE
Mossley/Badin (1988)	MOSS
Grands Moulins de Pantin/Malteseries Franco-Belges (1980)	MOUL
Mumm Seagramm/Martell (1988)	MUMM

Navigation Mixte/GTI (1983)	NAMI
Navigation Mixte/Cotelle & Foucher (1977)	NAVI
Sofexi et NCPI/Bernard Moteurs (1972)	NCPI
Nestlé Alimentana/Claudiel (1975)	NEST
Martin & Cie (1980)	NEUI
Sté Immobilière de Lyon, Neuilly Saint-Paul/Sté Lyonnaise Immo	NEUI
Navigation Mixte/Fichet Bauché (1987)	NGXT
Le Nickel/Cie de Mokta (1970)	NICK
NSM/Sucomad (1980)	NSMS
Générale Occidentale/Cie Financière Haussmann (1974)	OCCI
Ofiges/GFC (1989)	OFIG
OGIC/Air Industrie (1974)	OGIC
Olida Participations - OLIPAR/LUCIA (1988)	OLID
Omnium Français et Pétroles/Auxiliaire de Navigation (1974)	OMNI
OPFI Paribas/Sté Métallurgique de Gorcy (1971)	OPFI
Otis Elevator/Sté des Ets Baudet Donon et Roussel (1972)	OTIS
OPFI Paribas/Alsetex (1973)	PABA
Pallas Equation/Frandev (1990)	PAEQ
Cie St-Gobain PAM/Quartz & Silice (1977)	PAMG
Int. Paper/Aussedat Rey (1989)	PAPE
Ets Paritzky/Woold Mine S.A. (1970)	PARI
La Paternelle S.A. / La Paternelle R/D et Vie	PATE
La Prévoyance R.D. et Vie (1972)	PATE
Paribas/Navigation Mixte (1989)	PBAS
Pechiney/Carbone Lorraine (1985)	PECH
Petrofina/I.P.A. (1990)	PEFI
Pernod Ricard/Cusenier et Distilleries Réunies (1975)	PERN
Pfizer Corp./Coty (1971)	PFIZ
Poliet/Lambert Frères (1989)	POLI
Poulain Industries/Banania (1981)	POUL
PPG Industries/Corona (1983)	PPGI
Primistères/Radar (1986)	PRIM
Au Printemps/Paris - France (1979)	PRIN
PUK/Cefilal (1976)	PUKC
PUK/Seichime (1976)	PUKS
RADAR/Paris France (1979)	RADA
Cie Française de Raffinage/Les Fils Charvet (1977)	RAFF
Rallye/Ruche Méridionale (1989)	RALL
Raytheon Cy/Le Fil Dynamo (1976)	RAYT
Rémy & Associés/Bénédictine (1988)	REMY
Richardson Merrel inc/Sté Merrel Torcande	RICH
Grand Metropolitan/Martell (1988)	ROPO
Martini & Rossi/Bénédictine (1988)	ROSS
Safitex/Delcer Industries (1972)	SAFI

Samvac/Cofifa (1990)	SAMC
Samvac/Immobilière Mallet (1989)	SAMV
Financière Saulnes Chatillon /ENELFI Bretagne (1988)	SAUL
Schlumberger Ltd/Cie des Compteurs (1975)	SCHL
Schneider/Télemécanique (1988)	SCHN
SCOA/Sté Eurafricaine Pharmaceutique (1988)	SCOA
SCREG/Mines de Bitume et d'Asphate du Centre (1972)	SCRE
SEAGRAM/MUMM (1985)	SEAG
Selecta S.A./SAFAA (1990)	SELE
Selincourt ltd/Tricosa (1972)	SELI
SEV Marchal/Paris-Rhône (1977)	SEVM
SFPIC/La Ruche Picarde (1980)	SFPI
SGE/Cochery-Bourdin et Chaussé (1988)	SGEC
SIMER/CGTAP (1973)	SIME
Sté Immo Hôtelière/SOCIF (1987)	SIMH
SODEXHO/jacques Borel (1982)	SODE
Sofical/Rhin Rhône (1988)	SOFI
Soparphac/Labo Sarbach (1975)	SOPA
Société de Prayon/Seco (1970)	SOPR
Ets J.SOUFFLET/COSTIMEX (1986)	SOUF
Nestlé/Lait Montblanc (1980)	STLE
Cie Fse de Produits Chimiques et Industriels du Sud-Est/ Lorilleux Lefranc (1975)	SUDE
Cie Fin. SUEZ/Cie Industrielle (1989)	SUEZ
Bernard Taillan/Etoile Participation (1979)	TAIL
Gle Occidentale/Cogifi (1985)	TALE
Thomson CSF/Sintra (1985)	TCSF
Printemps S.A./La Redoute (1988)	TEMP
Thomson Brandt/SFTE (1977)	THOM
Thorn Emi/Holophane (1988)	THOR
TJS Invest. / Cheval Blanc (1989)	TJSI
Total CFP/Total France (1988)	TOTA
Trindel/Forclum (1975)	TRIN
Bayas Tudjuh (AXA)/Providence S.A. (1985)	TUDJ
UCB/CFEC (1972)	UCBC
UFB/Locabail (1978)	UFBL
Union Carbide/Duffour & Igon (1987)	UNIO
Finarfi/Union Laitière Normande (1970)	UNLA
Union de participation/Société Générale Foncière (1970)	UPAR
VALEO/EBF (1988)	VALE
Vishay Int./Sfernice (1988)	VISH
Louis Vuitton/Veuve Clicquot (1986)	VUIT

## **ANNEXE n° 2**

### **LES MOTIVATIONS EXPLICITES**

#### **LA PRESENTATION DETAILLEE DES OPERATIONS**

**5 variables ont été utilisées pour caractériser l'échantillon étudié : la date de l'opération, la nature de l'opération, le mode de paiement, l'aspect concurrentiel et la concrétisation de l'opération. Ces variables ont été utilisées comme variables illustratives lors de l'A.F.C. pour décrire les classes obtenues par la partition. Pour connaître le sens des différentes modalités (1, 2, 3) on se reportera au 2.4.1.2.3.**

Operations	DATE	Nature	Mode paiement	Concurrence	Concrétisation
ACCO	3	1	1	2	2
ACTE	3	2	1	1	1
AGAA	3	1	1	3	1
AGEF	3	2	2	1	1
AJUX	3	2	3	1	1
ALFI	3	2	1	1	1
ALLO	1	1	1	1	2
ALTU	3	1	1	1	1
AMID	1	2	3	1	1
ARDO	3	2	2	1	1
ARJO	1	2	1	1	1
ARTO	1	2	1	1	1
AURE	3	1	1	1	1
AUXE	1	2	1	1	1
AXAM	3	2	2	1	1
AZKO	1	2	2	1	1
AZKP	1	2	1	1	1
BAIZ	3	1	1	3	1
BAYA	1	2	1	1	1
BENIN	1	2	1	1	1
BFCE	3	2	1	1	1
BICF	1	2	1	1	1
BIDE	3	1	1	3	2
BOLL	3	2	2	1	1
BORA	3	1	1	3	1
BOUC	3	2	2	1	1
BOUY	3	2	1	3	1
BPQA	3	2	1	1	1
BUEL	1	2	1	1	1
CAMB	1	2	2	1	1
CANU	1	2	1	1	1
CAPG	3	2	2	1	1
CARB	3	2	1	3	2
CDFC	1	2	1	3	1
CDFH	1	2	2	1	1
CEDI	1	2	1	1	1
CEGI	3	1	2	1	1
CERU	3	1	2	2	2
CFAO	3	2	3	3	1
CFEO	3	2	1	1	1
CFPA	1	2	2	1	1
OGEE	1	2	1	1	1
CGVS	3	2	2	1	1
CHAT	1	2	2	1	1
CIDE	3	1	1	1	1
CIGA	1	2	1	1	1
CIHE	1	2	2	1	1
CIMI	3	2	2	1	1
CIPM	1	2	2	1	1
CNAX	3	2	2	1	1
COBA	1	2	2	1	1



CODU	1	2	2	1	1
COGE	3	2	1	3	2
COGO	1	2	2	1	1
COMO	1	2	2	1	1
COMP	1	2	2	1	1
COPO	1	2	2	1	1
COSA	1	2	2	1	1
DART	3	2	1	1	1
DELM	1	1	1	1	2
DENA	1	1	2	1	2
DOCK	1	2	2	2	1
DOFA	3	2	1	1	1
DOLL	1	2	2	1	1
EBFA	3	2	2	1	1
ELBE	3	2	1	1	1
ELEC	1	2	2	1	1
ELFF	3	2	3	3	2
EMER	3	2	1	1	1
ENEL	3	2	2	1	1
ENGR	1	2	1	1	1
ERAP	1	2	1	1	1
ERUS	3	2	2	1	1
EURI	3	2	1	1	1
EURO	3	2	2	1	1
FIBA	3	2	2	1	1
FIPA	3	2	2	1	1
FLOR	1	2	1	3	1
FOND	1	2	1	1	1
FORD	1	2	1	1	1
FOUG	1	2	2	1	1
FRAM	3	2	1	3	2
FRAN	1	1	1	2	2
GAZE	1	2	1	1	1
GEEA	3	2	2	1	1
GEFC	3	2	1	1	1
GEFI	3	2	1	3	1
GENO	1	2	1	1	1
GEOX	3	2	2	3	1
GIEP	2	2	1	1	1
GOCC	1	2	2	1	1
GRAN	1	2	1	1	1
GTIC	3	1	1	1	1
HARR	1	2	1	1	1
HEIN	1	2	1	1	1
HEKE	1	2	1	1	1
HERL	1	2	2	1	1
HOES	3	2	1	1	1
ICPU	3	2	2	1	1
IDEM	3	2	1	1	1
IDIP	1	2	1	1	1
IMFP	3	1	1	3	1
ITTO	1	2	1	1	1

JACQ	1	2	2	1	1
JALL	3	2	1	1	1
KALI	3	2	1	1	1
LAFA	1	2	2	1	1
LAHE	1	2	2	1	1
LEBO	1	2	1	1	1
LEVR	3	2	1	1	1
LIND	3	1	1	3	2
LUCH	1	2	2	1	1
LYON	3	2	2	1	1
MAAF	3	1	1	2	1
MAFI	1	2	2	1	1
MAGN	3	2	1	1	1
MAIS	3	2	2	1	1
MERL	1	1	1	1	2
META	1	2	1	1	1
MIDI	3	2	2	3	2
MIDL	3	2	1	3	2
MINE	1	2	2	1	1
MIXT	1	2	2	1	1
MODE	3	2	3	1	1
MOET	1	1	2	1	2
MONT	1	2	2	1	1
MOSE	2	2	2	1	1
MOSS	3	2	1	1	1
MOUL	1	2	1	1	1
MUMM	3	2	1	3	1
NAMI	2	2	2	1	1
NAVI	1	2	2	1	1
NCPI	1	2	1	1	1
NEST	1	2	1	1	1
NEUI	1	2	2	1	1
NGXT	3	2	2	1	1
NICK	1	2	2	1	1
NSMS	1	2	1	1	2
OCCI	1	2	2	1	1
OFIG	3	2	3	1	1
OGIC	1	2	2	1	1
OLID	3	2	2	1	1
OMNI	1	2	2	1	1
OPFI	1	2	1	1	1
OTIS	1	2	1	1	1
PABA	1	2	1	1	1
PAEQ	3	2	2	1	1
PAMG	1	2	1	1	1
PAPE	3	2	1	1	1
PARI	1	2	1	1	1
PATE	1	2	2	1	1
PBAS	3	1	3	1	1
PECH	3	2	1	1	1
PEFI	3	2	1	1	1
PERN	1	2	2	1	1

PFIZ	1	2	1	1	1
POLI	3	2	1	1	1
POUL	2	2	1	1	1
PPGI	2	2	1	1	1
PRIM	3	2	1	2	1
PRIN	1	1	1	2	2
PUKC	1	2	2	1	1
PUKS	1	2	2	1	1
RADA	1	2	1	3	1
RAFF	1	2	1	1	1
RALL	3	1	1	2	2
RAYT	1	2	1	1	1
REMY	3	1	1	2	2
RICH	1	2	1	1	1
ROPO	3	1	1	2	2
ROSS	3	2	1	3	1
SAFI	1	2	1	1	1
SAMC	3	2	1	2	2
SAMV	3	1	1	1	2
SAUL	3	2	3	1	1
SCHL	1	2	1	1	1
SCHN	3	1	1	2	1
SCOA	3	2	3	1	1
SCRE	1	2	2	1	1
SEAG	3	2	1	1	1
SELE	3	2	1	1	1
SELI	1	2	1	1	1
SEVM	1	2	2	1	1
SFPI	1	1	1	3	2
SGEC	3	2	2	1	1
SIME	1	2	2	1	1
SIMH	3	2	3	1	1
SODE	2	1	2	3	2
SOFI	3	1	1	2	1
SOPA	1	2	1	1	1
SOPR	1	2	1	1	1
SOUF	3	2	1	1	1
STLE	1	2	1	1	1
SUDE	1	2	2	1	1
SUEZ	3	1	1	1	1
TAIL	1	1	1	3	2
TALE	3	2	2	1	1
TCSF	3	2	1	1	1
TEMP	3	2	3	1	1
THOM	1	2	2	1	1
THOR	3	1	1	2	1
TJSI	3	2	1	1	1
TOTA	3	2	1	1	1
TRIN	1	2	2	1	1
TUDJ	3	1	1	2	1
UCBC	1	2	2	1	1
UFBL	1	2	2	1	1

UNIO	3	1	1	2	2
UNLA	1	2	1	1	1
UPAR	1	2	2	1	1
VALE	3	1	1	2	2
VISH	3	2	3	1	1
VUIT	3	2	2	1	1

**ANNEXE N° 3**

**LES MOTIVATIONS EXPLICITES**

**LE CODAGE DES NOMS PROPRES**

Les noms propres représentatifs des raisons sociales des sociétés citées dans les textes ont été codées afin de parvenir à une homogénéité au travers des différents textes.

On trouvera, ci-dessous, la signification des différents codes utilisés :

- *initx* : Nom de la firme initiatrice de l'offre publique.
- *inity* : Si une offre publique a été initiée conjointement par deux sociétés, la deuxième a été codée inity.
- *initz* : Dans le cas où il existe une offre concurrente, la société initiatrice est codée initz.
- *visex* : Nom de la firme cible de l'offre publique.
- *visey (visez, visew)* : Si l'offre publique a porté conjointement sur plusieurs sociétés cibles, elles ont été codées successivement visey, visiez, visew.
- *merex, merey, merez* : Noms des sociétés mères respectives des *initx, inity, initz*.
- *merex, mereb, merec, mered* : Noms des sociétés mères respectives de *visex, visey, visiez, visew*.
- *filix, filiy, filiz* : Noms des sociétés filiales respectives de *initx, inity, initz*.
- *filia, filib, filic, filid* : Noms des sociétés filiales respectives de *visex, visiez, visiez, visew*.
- *comx* : Noms des sociétés communes/ conjointes à *initx* et *visex*.
- *fusix* : Nom d'une fusion de sociétés ayant permis de créer *initx*.
- *tierx* : Nom des firmes tiers.

**ANNEXE n° 4**

**LES MOTIVATIONS EXPLICITES**

**LA DESCRIPTION STATISTIQUE DES TEXTES RETRAITES**  
**(la répartition des termes dans les textes)**

REPARTITION DES TERMES DANS LES TEXTES

NUMERO DU TEXTE	IDENTIFICATEUR	* NOMBRE DE MOTS	/1000 DU TOTAL	MOYENNE PAR REPONSE	* NOMBRE DE MOTS DISTINCTS	/1000 MOTS DU TEXTE	* NOMBRE DE MOTS RETENUS
1 =	acco	266	8.1	266.0	38	142.9	87
2 =	agaa	109	3.3	109.0	37	339.4	65
3 =	ajux	260	7.9	260.0	63	242.3	138
4 =	alio	187	5.7	187.0	46	246.0	102
5 =	amtd	70	2.1	70.0	28	400.0	37
6 =	arido	134	4.1	134.0	44	328.4	81
7 =	arjo	341	10.4	341.0	69	202.3	169
8 =	arto	75	2.3	75.0	35	466.7	49
9 =	auxe	42	1.3	42.0	21	500.0	27
10 =	azko	41	1.3	41.0	18	439.0	26
11 =	azkp	113	3.5	113.0	36	318.6	72
12 =	batz	59	1.8	59.0	22	372.9	33
13 =	bava	140	4.3	140.0	38	271.4	83
14 =	benh	81	2.5	81.0	28	345.7	42
15 =	bfcf	86	2.6	86.0	26	302.3	48
16 =	bicf	86	2.6	86.0	26	302.3	48
17 =	bide	55	1.7	55.0	25	454.5	38
18 =	bora	57	1.7	57.0	27	473.7	36
19 =	bol1	125	3.8	125.0	38	304.0	89
20 =	bouc	316	9.6	316.0	63	199.4	181
21 =	bouy	123	3.8	123.0	46	374.0	81
22 =	bue1	267	8.2	267.0	37	138.6	86
23 =	cambl	20	.6	20.0	13	650.0	13
24 =	canu	407	12.4	407.0	61	149.9	215
25 =	cap9	243	7.4	243.0	57	234.6	128
26 =	carb	341	10.4	341.0	73	214.1	178
27 =	cdfc	285	8.7	285.0	60	210.5	147
28 =	cdfn	222	6.8	222.0	57	256.8	117
29 =	cedf	159	4.9	159.0	35	220.1	62
30 =	cegt	179	5.5	179.0	42	234.6	77
31 =	ceru	249	7.6	249.0	58	232.9	120
32 =	cfpa	108	3.2	106.0	34	320.8	53
33 =	cgae	169	5.2	169.0	53	313.6	106
34 =	cgat	172	5.3	172.0	47	273.3	101
35 =	chna	173	5.3	173.0	47	273.3	101
36 =	cihe	132	4.0	132.0	38	219.7	59
37 =	clm1	36	1.1	36.0	43	325.8	72
38 =	clpm	169	5.2	169.0	20	555.6	29
39 =	cnax	125	3.8	125.0	45	266.3	92
40 =	coba	420	12.8	420.0	34	272.0	80
41 =	codu	216	6.6	216.0	72	171.4	241
42 =	cogo	188	5.7	188.0	53	245.4	111
43 =	comg	188	5.7	188.0	50	266.0	117
44 =	coms	46	1.4	46.0	20	434.8	26
45 =	copo	31	.9	31.0	15	483.9	18
46 =	cosa	97	3.0	97.0	38	391.8	50
47 =	dar1	26	.8	26.0	15	576.9	17
48 =	delm	28	.9	28.0	15	535.7	17
49 =	dana	208	6.4	208.0	45	216.3	115
50 =	dock	508	15.5	508.0	73	143.7	219
51 =	doi1	69	2.1	69.0	26	376.8	34
52 =	ebfa	230	7.0	230.0	48	208.7	106
53 =	elec	74	2.3	74.0	25	337.8	31
54 =	elff	77	2.4	77.0	27	350.6	48
55 =	enel	117	3.6	117.0	43	367.5	80
56 =	enrg	207	6.3	207.0	54	260.9	116
		127	3.9	127.0	42	330.7	74
		71	2.2	71.0	32	450.7	48



```

p/ = orcap 95 2.9 95.0 * 34 357.9 * 57 *
58 = fiba 124 3.8 124.0 * 38 306.5 * 75 *
59 = f1pa 102 3.1 102.0 * 33 323.5 * 60 *
60 = flora 93 2.8 93.0 * 23 247.3 * 49 *
61 = fond 67 2.0 67.0 * 27 403.0 * 47 *
62 = fond 110 3.4 110.0 * 31 281.8 * 60 *
63 = foug 78 2.4 78.0 * 28 359.0 * 42 *
64 = fran 32 1.0 32.0 * 18 562.5 * 20 *
65 = gaze 276 8.4 276.0 * 55 199.3 * 152 *
66 = geaa 124 3.8 124.0 * 47 346.8 * 79 *
67 = geft 199 6.1 199.0 * 43 236.2 * 111 *
68 = geno 53 1.6 53.0 * 26 490.6 * 39 *
69 = geoxx 123 3.8 123.0 * 38 308.9 * 74 *
70 = glap 77 2.4 77.0 * 31 402.6 * 51 *
71 = gqcc 114 3.5 114.0 * 30 263.2 * 85 *
72 = gran 126 3.8 126.0 * 37 293.7 * 64 *
73 = gtic 441 13.5 441.0 * 75 430.8 * 198 *
74 = harr 65 2.0 65.0 * 28 210.1 * 37 *
75 = hejn 276 8.4 276.0 * 58 430.8 * 149 *
76 = heke 112 3.4 112.0 * 39 348.2 * 58 *
77 = herl 160 4.9 160.0 * 48 300.0 * 95 *
78 = tcpv 173 5.3 173.0 * 52 300.6 * 101 *
79 = fdip 78 2.4 78.0 * 33 423.1 * 53 *
80 = ftdo 91 2.8 91.0 * 46 505.5 * 61 *
81 = jacq 222 6.8 222.0 * 45 202.7 * 103 *
82 = jall 109 3.3 109.0 * 32 293.6 * 70 *
83 = kall 64 2.0 64.0 * 23 359.4 * 36 *
84 = lafa 55 1.7 55.0 * 26 472.7 * 41 *
85 = lahe 131 4.0 131.0 * 49 374.0 * 82 *
86 = lebo 219 6.7 219.0 * 42 191.8 * 102 *
87 = lind 127 3.9 127.0 * 40 315.0 * 77 *
88 = luch 66 2.0 66.0 * 30 454.5 * 38 *
89 = lyon 160 4.9 160.0 * 44 275.0 * 92 *
90 = maaf 100 3.1 100.0 * 31 310.0 * 47 *
91 = maf1 245 7.5 245.0 * 44 179.6 * 146 *
92 = mer1 304 9.3 304.0 * 57 187.5 * 173 *
93 = meta 64 2.0 64.0 * 22 349.8 * 28 *
94 = mid1 194 5.9 194.0 * 51 262.9 * 102 *
95 = mid1 129 3.9 129.0 * 47 364.3 * 75 *
96 = mine 186 5.7 186.0 * 56 301.1 * 98 *
97 = mixt 129 3.9 129.0 * 39 302.3 * 75 *
98 = mont 135 4.1 135.0 * 46 340.7 * 71 *
99 = mont 321 9.8 321.0 * 62 193.1 * 169 *
100 = mose 178 5.4 178.0 * 33 185.4 * 54 *
101 = moss 162 4.9 162.0 * 38 234.6 * 93 *
102 = mou1 130 4.0 130.0 * 47 361.5 * 65 *
103 = occ1 163 5.0 163.0 * 47 288.3 * 109 *
104 = og1c 53 1.6 53.0 * 18 339.6 * 32 *
105 = o1fd 187 5.7 187.0 * 18 272.7 * 109 *
106 = omnt 115 3.5 115.0 * 51 330.4 * 54 *
107 = opf1 34 1.0 34.0 * 19 558.8 * 26 *
108 = otis 54 1.6 54.0 * 24 444.4 * 35 *
109 = paba 33 1.0 33.0 * 17 515.2 * 22 *
110 = pamg 72 2.2 72.0 * 31 430.6 * 44 *
111 = part 41 1.3 41.0 * 19 463.4 * 21 *
112 = pate 139 4.2 139.0 * 44 316.5 * 83 *
113 = pech 34 1.0 34.0 * 19 558.8 * 23 *
114 = pern 286 8.7 286.0 * 49 171.3 * 138 *
115 = pfiz 56 1.7 56.0 * 23 410.7 * 33 *
116 = pdul 57 2.7 57.0 * 43 488.6 * 61 *
117 = ppj1 88 1.7 88.0 * 29 508.8 * 37 *
118 = pr1m 62 1.7 62.0 * 27 435.5 * 34 *
119 = pr1n 187 5.7 187.0 * 37 197.9 * 86 *
120 = pukc 77 2.4 77.0 * 27 350.6 * 95 *
121 = pukc 196 6.0 196.0 * 43 219.4 * 34 *
122 = rada 76 2.3 76.0 * 22 289.5 * 39 *
123 = raff 174 5.3 174.0 * 45 258.6 * 73 *

```



191 =	altu	*	110	3.4	110.0	*	41	372.7	*	60	*
192 =	magn	*	125	3.8	125.0	*	46	368.0	*	70	*
193 =	samc	*	128	3.9	128.0	*	36	281.3	*	69	*
194 =	elbe	*	132	4.0	132.0	*	39	295.5	*	74	*
195 =	of1g	*	183	5.6	183.0	*	42	229.5	*	89	*
196 =	mais	*	272	8.3	272.0	*	55	202.2	*	111	*
197 =	cgvs	*	459	14.0	459.0	*	81	176.5	*	242	*
198 =	paed	*	234	7.1	234.0	*	45	192.3	*	115	*
199 =	hoes	*	320	9.8	320.0	*	67	209.4	*	182	*
200 =	tmfp	*	105	3.2	105.0	*	34	323.8	*	71	*
201 =	alf1	*	119	3.6	119.0	*	44	369.7	*	69	*
202 =	sele	*	299	9.1	299.0	*	64	214.0	*	155	*
203 =	emer	*	253	7.7	253.0	*	59	233.2	*	146	*
204 =	perf1	*	209	6.4	209.0	*	55	263.2	*	121	*
205 =	namt	*	173	5.3	173.0	*	53	306.4	*	102	*
206 =	navt	*	294	9.0	294.0	*	51	173.5	*	147	*
207 =	ncp1	*	120	3.7	120.0	*	33	275.0	*	60	*
208 =	nest	*	167	5.1	167.0	*	53	317.4	*	98	*
209 =	neut	*	116	3.5	116.0	*	36	310.3	*	57	*
210 =	ngxt	*	105	3.2	105.0	*	39	371.4	*	62	*
211 =	ntck	*	206	6.3	206.0	*	54	262.1	*	118	*
212 =	nsms	*	135	4.1	135.0	*	42	311.1	*	86	*
213 =	upar	*	166	5.1	166.0	*	50	301.2	*	95	*

----- G L O B A L \* 32752 1000.0 153.8 \* \*17730 \* -----



**ANNEXE n° 5**

**LES MOTIVATIONS EXPLICITES**

**LES VALEURS PROPRES (A.F.C. n° 1)**

EDITION DES VALEURS PROPRES

APERCU DE LA PRECISION DES CALCULS : TRACE AVANT DIAGONALISATION ..... 2.5161  
 SOMME DES VALEURS PROPRES ..... 2.5161

HISTOGRAMME DES 212 PREMIERES VALEURS PROPRES

NUMERO	VALEUR PROPRE	POURCENT	POURCENT CUMULE
1	.1635	6.50	6.50
2	.1295	5.15	11.65
3	.0964	3.83	15.48
4	.0808	3.21	18.69
5	.0775	3.08	21.77
6	.0717	2.85	24.62
7	.0687	2.73	27.35
8	.0642	2.55	29.90
9	.0633	2.51	32.41
10	.0598	2.38	34.79
11	.0537	2.13	36.93
12	.0502	2.00	38.92
13	.0478	1.90	40.82
14	.0459	1.82	42.64
15	.0433	1.72	44.37
16	.0415	1.65	46.02
17	.0393	1.56	47.58
18	.0379	1.51	49.09
19	.0375	1.49	50.57
20	.0358	1.42	52.00
21	.0351	1.39	53.39
22	.0336	1.34	54.73
23	.0334	1.33	56.05
24	.0315	1.25	57.31
25	.0300	1.19	58.50
26	.0295	1.18	59.67
27	.0294	1.17	60.84
28	.0286	1.14	61.98
29	.0276	1.10	63.08
30	.0272	1.08	64.16
31	.0269	1.07	65.23
32	.0256	1.02	66.24
33	.0244	.97	67.21
34	.0237	.94	68.15
35	.0232	.92	69.08
36	.0230	.91	69.99
37	.0226	.90	70.89
38	.0223	.89	71.78
39	.0218	.86	72.64
40	.0213	.85	73.49
41	.0203	.80	74.29
42	.0202	.80	75.10
43	.0198	.79	75.89

NUMERO	VALEUR PROPRE	POURCENT .	CUMULE	
44	.0187	.74	76.63	*****
45	.0185	.74	77.36	*****
46	.0179	.71	78.07	*****
47	.0177	.70	78.78	*****
48	.0169	.67	79.45	*****
49	.0166	.66	80.11	*****
50	.0162	.65	80.75	*****
51	.0159	.63	81.38	*****
52	.0155	.61	82.00	*****
53	.0151	.60	82.60	*****
54	.0149	.59	83.19	*****
55	.0145	.58	83.77	*****
56	.0141	.56	84.33	*****
57	.0135	.54	84.86	*****
58	.0131	.52	85.39	*****
59	.0131	.52	85.90	*****
60	.0124	.49	86.40	*****
61	.0122	.48	86.88	*****
62	.0118	.47	87.35	*****
63	.0118	.47	87.82	*****
64	.0116	.46	88.28	*****
65	.0111	.44	88.72	*****
66	.0108	.43	89.15	*****
67	.0106	.42	89.57	*****
68	.0101	.40	89.97	*****
69	.0098	.39	90.36	*****
70	.0095	.38	90.74	*****
71	.0092	.36	91.11	*****
72	.0090	.36	91.46	*****
73	.0088	.35	91.81	*****
74	.0085	.34	92.15	*****
75	.0084	.33	92.49	*****
76	.0081	.32	92.81	*****
77	.0080	.32	93.13	*****
78	.0075	.30	93.43	*****
79	.0075	.30	93.72	*****
80	.0073	.29	94.01	*****
81	.0070	.28	94.29	*****
82	.0067	.27	94.55	*****
83	.0066	.26	94.82	*****
84	.0065	.26	95.07	*****
85	.0063	.25	95.32	*****
86	.0061	.24	95.57	*****
87	.0058	.23	95.80	*****
88	.0057	.23	96.02	*****
89	.0054	.21	96.24	*****
90	.0053	.21	96.45	*****
91	.0052	.21	96.66	*****
92	.0050	.20	96.85	*****
93	.0048	.19	97.04	*****
94	.0046	.18	97.23	*****
95	.0045	.18	97.41	*****
96	.0043	.17	97.58	*****
97	.0041	.16	97.74	**

NUMERO	VALEUR PROPRE	POURCENT	POURCENT CUMULE	
98	.0039	.15	97.89	**
99	.0037	.15	98.04	**
100	.0036	.14	98.18	**
101	.0034	.14	98.32	**
102	.0032	.13	98.45	**
103	.0031	.12	98.57	**
104	.0029	.12	98.69	**
105	.0028	.11	98.80	**
106	.0027	.11	98.91	**
107	.0026	.10	99.01	**
108	.0025	.10	99.11	**
109	.0023	.09	99.20	**
110	.0023	.09	99.29	**
111	.0022	.09	99.38	**
112	.0020	.08	99.45	*
113	.0019	.08	99.53	*
114	.0018	.07	99.60	*
115	.0017	.07	99.67	*
116	.0016	.06	99.73	*
117	.0015	.06	99.79	*
118	.0013	.05	99.84	*
119	.0012	.05	99.89	*
120	.0010	.04	99.93	*
121	.0009	.04	99.97	*
122	.0008	.03	100.00	*
123	.0000	.00	100.00	*
124	.0000	.00	100.00	*
125	.0000	.00	100.00	*
126	.0000	.00	100.00	*
127	.0000	.00	100.00	*
128	.0000	.00	100.00	*
129	.0000	.00	100.00	*
130	.0000	.00	100.00	*
131	.0000	.00	100.00	*
132	.0000	.00	100.00	*
133	.0000	.00	100.00	*
134	.0000	.00	100.00	*
135	.0000	.00	100.00	*
136	.0000	.00	100.00	*
137	.0000	.00	100.00	*
138	.0000	.00	100.00	*
139	.0000	.00	100.00	*
140	.0000	.00	100.00	*
141	.0000	.00	100.00	*
142	.0000	.00	100.00	*
143	.0000	.00	100.00	*
144	.0000	.00	100.00	*
145	.0000	.00	100.00	*
146	.0000	.00	100.00	*
147	.0000	.00	100.00	*
148	.0000	.00	100.00	*
149	.0000	.00	100.00	*
150	.0000	.00	100.00	*
151	.0000	.00	100.00	*



**ANNEXE n° 6**

**LES MOTIVATIONS EXPLICITES**

**LES COORDONNEES, CONTRIBUTIONS  
ET COSINUS CARRES DES FORMES (A.F.C. n° 1)**

NOMS	MASSES DISTO2 *						COORDONNEES						CONTRIBUTIONS ABSOLUES						COSINUS CARRES					
	F1	F2	F3	F4	F5	F6	F1	F2	F3	F4	F5	F6	F1	F2	F3	F4	F5	F6	F1	F2	F3	F4	F5	F6
accord	.004	6.05	.09	.09	.04	.55	-.26	-.87	0	0	0	1.7	.4	4.8	.00	.00	.05	.01	.13	.00	.05	.01	.13	
acquisition	.011	1.38	.14	-.31	-.28	.27	-.11	-.14	.1	.8	.9	1.0	.2	.3	.01	.07	.06	.05	.01	.01	.07	.06	.05	
actif	.004	4.31	-.62	-.28	-.67	-.19	-.08	-.08	1.0	2	2.0	2.2	0	0	.09	.02	.11	.01	.00	.02	.11	.01	.00	
action	.029	1.26	-.73	-.19	.29	.24	.16	.31	9.4	8	2.6	2.1	.9	3.8	.42	.03	.07	.05	.02	.07	.05	.02	.07	
actionnaire	.023	1.08	-.63	-.06	.27	.14	-.12	.11	4.8	1	1.5	.5	4	3.3	.37	.00	.07	.02	.01	.01	.07	.02	.01	
actuelle	.023	.91	20	.14	.07	.01	.24	.16	.6	4	1.3	.0	1.7	.8	.04	.02	.01	.01	.03	.04	.02	.01	.03	
adport	.005	3.25	-.36	-.25	-.50	-.17	.01	.32	.4	2	1.3	.2	0	.7	.04	.04	.01	.01	.00	.03	.01	.00	.03	
assurance	.008	2.32	-.32	.13	.17	.17	-.11	-.01	.5	1	.2	.0	1	1.1	.04	.01	.01	.00	.01	.04	.01	.00	.01	
assur	.007	1.79	.04	.05	.67	-.1.87	.72	-.1.32	2.3	3	2	19.9	3.0	11.1	.07	.01	.04	.31	.05	.15	.06	.01	.15	
augmentation	.007	2.12	-.26	.06	.13	.21	-.33	-.16	0	0	.1	.4	1.0	.3	.00	.00	.01	.01	.00	.00	.00	.01	.00	
avenir	.012	.86	-.16	-.07	-.01	.07	.04	.08	.2	0	0	.0	.3	.1	.03	.00	.00	.00	.02	.01	.00	.00	.02	
base	.003	5.81	-.18	.08	.36	.22	-.16	.49	.1	0	.4	.2	.9	.8	.01	.00	.02	.00	.00	.01	.00	.00	.01	
beneficier	.004	3.66	-.12	-.28	.02	.12	-.16	-.01	0	2	0	.0	1	0	.00	.02	.00	.00	.01	.02	.00	.00	.01	
bourse	.003	3.32	-.50	-.01	-.09	.20	.06	.05	.5	0	.2	.2	0	.0	.07	.00	.00	.01	.00	.00	.00	.00	.00	
capital	.014	1.29	-.49	-.06	.11	.35	-.07	-.07	2.1	0	.2	2.2	.1	1.1	.19	.00	.01	.10	.00	.00	.00	.00	.00	
cession	.004	4.40	-.54	-.26	-.18	.31	-.22	.32	.6	2	1.4	.4	2	1.1	.07	.02	.01	.02	.01	.02	.01	.02	.01	
chiffreaffai	.005	3.61	.81	-.34	.25	.06	.36	.32	2.1	5	.3	0	.9	.8	.18	.03	.02	.00	.04	.03	.00	.01	.03	
commercial	.008	2.94	.58	-.28	-.04	-.09	.10	-.16	1.7	5	0	.0	1	1.3	.03	.00	.00	.00	.00	.01	.00	.00	.01	
commun	.005	3.31	.34	-.20	-.01	.03	.22	.08	.3	2	0	.0	.3	0	.03	.01	.00	.00	.01	.00	.00	.00	.01	
complementai	.003	4.33	.50	.01	.12	.19	.15	.29	.5	0	.1	.1	.1	.4	.06	.00	.02	.00	.01	.01	.00	.00	.01	
concerner	.004	3.28	.44	-.28	-.03	-.14	-.15	.07	.2	5	.2	.0	.1	.1	.06	.00	.02	.00	.01	.01	.00	.00	.01	
concurr	.004	5.18	.59	.39	-.03	-.12	-.42	-.37	.9	0	.0	.1	1.0	.8	.07	.03	.00	.00	.03	.00	.00	.00	.03	
condition	.005	2.68	-.04	.06	.16	-.28	-.08	-.22	.0	2	0	.0	.4	.0	.00	.02	.00	.00	.02	.00	.00	.00	.02	
conseiladm'n	.003	4.11	-.56	-.31	-.12	-.05	-.04	.30	.6	0	.0	.0	.4	.3	.01	.08	.00	.00	.00	.02	.00	.00	.02	
conserv	.003	4.19	-.24	-.39	-.59	.01	.09	.28	1	4	1.1	.0	.0	.3	.01	.01	.01	.02	.01	.00	.00	.00	.02	
contratuer	.008	1.59	.11	.11	-.10	.18	.04	.04	.1	0	.2	.3	.2	.0	.04	.00	.02	.00	.00	.00	.00	.00	.02	
cotation	.008	1.60	-.24	-.08	-.17	-.08	.13	.16	.3	0	.0	.1	.2	.3	.04	.01	.01	.02	.01	.00	.00	.00	.02	
decision	.004	3.88	-.50	-.17	.02	.21	-.03	.02	.6	1	.0	.2	.0	.0	.07	.01	.00	.00	.00	.01	.00	.00	.00	
developpemen	.004	4.18	-.59	.13	.20	.17	-.02	.12	.8	1	.2	.1	.0	.1	.08	.00	.01	.01	.01	.00	.00	.00	.00	
dimension	.003	.62	.33	.13	.13	.02	.03	-.01	1.6	3	.4	.0	.0	.0	.17	.03	.03	.00	.00	.00	.00	.00	.00	
dirigeants	.003	3.52	.50	.29	.20	-.14	.01	.26	.5	2	.1	.1	.0	.3	.07	.02	.01	.01	.00	.00	.00	.00	.02	
distribution	.004	2.40	.01	.15	-.44	.15	-.77	.39	.1	5	.1	.8	.1	2.5	.7	.05	.00	.00	.09	.02	.00	.00	.05	
diversificat	.006	4.29	.66	-.07	-.06	.31	-.22	-.57	1.6	0	.0	.0	.4	.8	.10	.00	.00	.00	.00	.00	.00	.00	.05	
diversif	.004	3.83	-.11	.02	-.18	.18	.54	.45	0	0	.3	.2	1.5	1.1	.00	.00	.02	.01	.08	.05	.01	.08	.05	
domaine	.005	4.37	-.61	.02	.35	-.20	-.25	-.06	1.2	0	.0	.7	.3	.4	.08	.00	.00	.03	.01	.01	.00	.00	.05	
echange	.009	2.22	.34	.30	-.13	.02	.60	.21	.7	7	.2	.0	4.4	.6	.05	.04	.01	.00	.16	.02	.00	.00	.02	
economie	.004	4.61	-.51	.03	.53	-.51	-.44	.43	.6	0	.0	1.1	.2	.9	.06	.00	.06	.04	.04	.04	.04	.04	.04	
ensemble	.004	3.75	.29	.18	.14	-.27	.33	.29	.2	0	.0	.6	.8	.5	.02	.00	.03	.00	.00	.00	.00	.00	.03	
entrepriser	.009	1.57	.04	.04	.26	-.28	.02	.21	.0	0	.0	.6	.0	.0	.00	.00	.03	.00	.00	.00	.00	.00	.00	
equipement	.005	2.99	-.11	.32	-.12	-.51	-.04	-.38	.1	7	.7	.0	2.8	1.8	.00	.00	.00	.00	.00	.00	.00	.00	.00	
exercice	.003	4.40	.45	.47	.03	.00	-.14	-.32	.8	2	.7	.3	.8	.2	.04	.09	.00	.00	.00	.00	.00	.00	.00	
exploitation	.003	5.78	-.73	-.13	.01	-.43	.13	.01	.9	0	.0	.0	.2	.0	.00	.00	.00	.00	.00	.00	.00	.00	.00	
fabrication	.005	6.04	.52	.85	.24	.37	-.63	.32	.8	2	.7	.3	.8	.2	.04	.09	.00	.00	.00	.00	.00	.00	.00	
filiale	.010	3.91	-.54	-.31	.39	-.96	.25	.69	.9	0	.8	1.7	11.9	.9	.07	.02	.04	.23	.02	.12	.00	.00	.12	
finlax	.011	1.35	.00	-.13	.09	.02	.37	-.09	.0	0	.1	.1	.0	.1	.00	.01	.01	.00	.10	.00	.00	.00	.10	
financement	.017	2.07	-.24	-.12	.15	.14	.71	-.02	.6	.2	.1	.4	.5	11.5	.0	.03	.01	.01	.01	.01	.01	.01	.01	
fusion	.012	1.71	-.20	.12	-.10	-.11	-.19	-.07	.3	1	.1	.1	.2	.6	.1	.02	.01	.01	.02	.00	.01	.02	.00	
gestion	.005	6.62	-.87	-.25	.08	-.14	-.14	-.14	2.8	1	.2	.8	.4	13.5	.12	.01	.05	.02	.01	.29	.01	.29	.01	
	.007	2.18	.07	-.37	-.11	-.10	-.03	.19	.0	.7	.1	.1	.0	.4	.00	.06	.01	.00	.00	.00	.00	.00	.02	





**ANNEXE n° 7**

**LES MOTIVATIONS EXPLICITES**

**LA REPRESENTATION GRAPHIQUE DES AXES n° 1 et n° 2  
(A.F.C. n° 1)**

PLAN DE PROJECTION DES 336 POINTS SUR LES AXES 1 ET 2

AXE 1 /HORIZONTAL                      AXE 2 /VERTICAL

\*\* ATTENTION \*\* (EPURN-800)

2.5 (1)  
 LES POINTS CI-DESSOUS ETAIENT A PLUS DE (1) ECARTS-TYPE DU  
 CENTRE ET ONT ETE RAMENES SUR LE CADRE DU GRAPHIQUE

*magasin	1.67052	-3.06082	*
*region	1.09411	-1.34591	*
*reseau	.87042	-.92592	*
*allio	.91827	-1.28620	*
*canu	.16936	-1.02658	*
*ced1	.74596	-1.20899	*
*dock	.79907	-1.49705	*
*stfpt	1.06422	-1.35697	*
*cfaao	.90228	-1.30971	*
*dofta	.36327	-1.32519	*



POINTS MULTIPLES ( 100 AU MAXIMUM )

POINT VU	ABSCISSE APPROCHEE	ORDONNEE APPROCHEE	POINT CACHE	ABSCISSE APPROCHEE	ORDONNEE APPROCHEE
* * * * *	* * * * *	* * * * *	* * * * *	* * * * *	* * * * *
*acco	.40	.71	*bouv	.40	.71
*azkp	.40	.43	*bofig	.40	.43
*concurr	.61	.36	*produits	.61	.36
*marche	.27	.33	*strategie	.27	.33
*personne	.13	.33	*kallt	.13	.33
*entrepr	.13	.30	*position	.13	.30
*domaine	.34	.30	*luch	.34	.30
*dimensio	.47	.27	*agaa	.47	.27
*chat	.34	.24	*pern	.34	.24
*ajux	.07	.21	*midl	.07	.21
*succes	.00	.21	*pukc	.00	.21
*plan	.40	.21	*thor	.40	.21
*economie	.27	.17	*cegi	.27	.17
*arto	.27	.14	*como	.27	.14
*objectif	.13	.14	*ufbl	.13	.14
*disposit	.00	.14	*cgvs	.00	.14
*financem	.20	.11	*offre	.20	.11
*importan	.07	.11	*itto	.07	.11
*developp	.34	.11	*rayt	.34	.11
*herl	.13	.11	*tale	.13	.11
*moyen	.27	.11	*hoes	.27	.11
*accord	.07	.08	*houc	.07	.08
*engr	.00	.08	*geno	.00	.08
*constitu	.13	.08	*maaf	.13	.08
*euro	.07	.08	*sime	.07	.08
*constitu	.13	.08	*naml	.13	.08
*base	.20	.05	*nick	.20	.05
*base	.20	.05	*presente	.20	.05
*base	.27	.05	*cdfh	.27	.05
*augmenta	.20	.05	*ford	.20	.05
*base	.27	.05	*gefi	.27	.05
*augmenta	.07	.05	*heke	.07	.05
*assurar	.20	.05	*jacq	.20	.05
*base	.27	.05	*lafa	.27	.05
*augmenta	.07	.05	*levr	.07	.05
*augmenta	.27	.05	*alba	.27	.05
*unla	.34	.05	*lmfp	.34	.05
*ensemb	.07	.02	*existenc	.07	.02
*echange	.47	.02	*perspect	.47	.02
*diversif	.13	.02	*auxe	.13	.02
*renforca	.20	.02	*ciga	.20	.02
*renforca	.20	.02	*arap	.20	.02
*poursuit	.07	.02	*omnl	.07	.02
*dart	.40	.02	*suda	.40	.02
*cthe	.27	.02	*sucb	.27	.02
*diversif	.13	.02	*aure	.13	.02
*ensemb	.07	.02	*cfao	.07	.02
*cthe	.27	.02	*pbas	.27	.02
*possibl	.00	.02	*restru	.00	.02
*structur	.07	.02	*coco	.07	.02
*majorite	.40	.02	*laha	.40	.02
*dours	.47	.02	*pukc	.47	.02
*structur	.07	.02	*seag	.07	.02
*pech	.13	.02	*tcsf	.13	.02
*possibl	.00	.02	*tudj	.00	.02
*visex	.13	.05	*+---	.13	.05
*arndo	.20	.05	*cogo	.20	.05
*particip	.47	.05	*doll	.47	.05
*particip	.47	.05	*pang	.47	.05







**ANNEXE n° 8**

**LES MOTIVATIONS EXPLICITES**

**LA REPRESENTATION GRAPHIQUE DES AXES n° 2 et n° 3  
A.F.C. n° 1**

PLAN DE PROJECTION DES 336 POINTS SUR LES AXES 2 ET 3

AXE 2 /HORIZONTAL AXE 3 /VERTICAL

\*\* ATTENTION \*\* (EPURN-800)

LES POINTS CI-DESSOUS ETAIENT A PLUS DE (1) ECARTS-TYPE DU  
 CENTRE ET ONT ETE RAMENES SUR LE CADRE DU GRAPHIQUE

	2.5 (1)	(1)
* immob1lier	* -20432	* -3.14627
* magasin	* -3.06082	* -.01193
* offre	* .13274	* -.91950
* region	* -1.34591	* -.08434
* reseau	* -.92592	* .06988
* succes	* .22575	* -1.21261
* valeur	* -20992	* -.84418
* allo	* -1.28620	* -.15252
* canu	* -1.02658	* .29138
* cedi	* -1.20899	* -.09918
* dock	* -1.49705	* .13750
* sfpi	* -1.35697	* .02992
* cfao	* -1.30971	* -.01451
* dofa	* -1.32519	* .04640
* samv	* -1.8085	* -2.18937
* coge	* -1.6078	* -1.63046
* magn	* -.22880	* -.91459
* samc	* -.17472	* -1.88993
* tmfp	* .06539	* -1.94667
* neu1	* -1.11170	* -1.19793

.776																				
.749																				
.722																				
.695																				
.667																				
.640																				
.613																				
.586																				
.558																				
.531																				
.504																				
.477																				
.449																				
.422																				
.395																				
.368																				
.340																				
.313																				
.286																				
.259	canu	exploitation																		
.232																				
.204																				
.177																				
.150																				
.123																				
.095																				
.068	region																			
.041	cedt																			
.014	magasin prin																			
-177																				
-204																				
-232																				
-259																				
-286																				
-313																				
-340																				
-368																				
-395																				
-422																				
-449																				
-477																				
-504																				
-531																				
-558																				
-586																				
-613																				
-640																				
-667																				
-695																				
-722																				
-749																				
.776																				

assurance

fustion

holding pate  
 c1pm  
 ope  
 codulebo

filia tierfibaminostructuretion  
 mixt base  
 cnaxbaya

prfmaction  
 mafiraton  
 b1cf

actidiveerap  
 trincfpaensembie  
 cosa

specialibenn

dimension fior  
 leadmontpersonneplac

delimcompasounuveconomibool

operpbabillicondpopopresapport

declopfipropiatafand

consetladm1nexercapiareifordcdccapcideentrmarche  
 concernemiplifilifraftpukcfoougactimou1sectfrance

gccc suazpropinteeiffaccord fram hetnoflig

benazkocotaopa cobagaeeaooffraytarjo agaascre azkp cgee

tempenvisagesyncommbpqpuebue1ntprtixaugmtmpoccegippgiptostconcurreaurope  
 mossc1midistposib11maaf idem ncpiecessitun1o

gestion mailleurpaemqoetpersrenfconsselbidide boramerex

present lyon deveritche domatine  
 propre  
 technologie

cession situpbas moyen  
 performance  
 lahex1spart agaf kall

acquopolittique maintten investissement  
 mose pamgctheomnt  
 divvidendbaitz  
 strategie

inteacte elbed1sposition

actuel ucbe t1js1

conserver otis tale  
 genosime mid1

actif

exploitaton

vute

dirigeants

comp

valleur

tmmoi1mp

offre

equipe

accu

recherche

interatproduction

indusrie

merl

fabricat

```

*Camp * * * * * -.24 * * * * * * * * * * *
*bfcce * * * * * .12 * * * * * * * * * * *
*avenir * * * * * -.06 * * * * * * * * * * *
*bfcce * * * * * .12 * * * * * * * * * * *
*magasin * * * * * -.84 * * * * * * * * * * *
*avenir * * * * * -.06 * * * * * * * * * * *
*augmenta * * * * * .06 * * * * * * * * * * *
*augmenta * * * * * .30 * * * * * * * * * * *
*position * * * * * .06 * * * * * * * * * * *
*augmenta * * * * * .06 * * * * * * * * * * *
*initx * * * * * -.06 * * * * * * * * * * *
*importan * * * * * .12 * * * * * * * * * * *
*prtx * * * * * .00 * * * * * * * * * * *
*glcp * * * * * -.18 * * * * * * * * * * *
*prtx * * * * * .00 * * * * * * * * * * *
*prtx * * * * * .00 * * * * * * * * * * *
*position * * * * * .30 * * * * * * * * * * *
*prtx * * * * * .00 * * * * * * * * * * *
*augmenta * * * * * .06 * * * * * * * * * * *
*importan * * * * * .12 * * * * * * * * * * *
*distribu * * * * * -.06 * * * * * * * * * * *
*possibl * * * * * .00 * * * * * * * * * * *
*distribu * * * * * -.06 * * * * * * * * * * *
*distribu * * * * * -.06 * * * * * * * * * * *
*moss * * * * * -.18 * * * * * * * * * * *
*bourse * * * * * .00 * * * * * * * * * * *
*bourse * * * * * .18 * * * * * * * * * * *
*arto * * * * * .00 * * * * * * * * * * *
*bourse * * * * * .00 * * * * * * * * * * *
*bourse * * * * * .00 * * * * * * * * * * *
*bourse * * * * * .12 * * * * * * * * * * *
*harr * * * * * .12 * * * * * * * * * * *
*plan * * * * * .24 * * * * * * * * * * *
*borra * * * * * .42 * * * * * * * * * * *
*constitu * * * * * .12 * * * * * * * * * * *
*constitu * * * * * .12 * * * * * * * * * * *
*renforce * * * * * .06 * * * * * * * * * * *
*moet * * * * * -.06 * * * * * * * * * * *
*developp * * * * * .12 * * * * * * * * * * *
*developp * * * * * .12 * * * * * * * * * * *
*lahe * * * * * .00 * * * * * * * * * * *
* * * * * * * * * * * -.26 * * * * * * * * * * *

```

NOMBRE DE POINTS DOUBLES = 107

```

*gtic * * * * * -.24 * * * * * * * * * * *
*mine * * * * * .12 * * * * * * * * * * *
*sduf * * * * * -.06 * * * * * * * * * * *
*ufbl * * * * * .12 * * * * * * * * * * *
*cfao * * * * * -.84 * * * * * * * * * * *
*nsmms * * * * * -.06 * * * * * * * * * * *
*poursuit * * * * * .06 * * * * * * * * * * *
*carb * * * * * .06 * * * * * * * * * * *
*abfa * * * * * .30 * * * * * * * * * * *
*elac * * * * * .06 * * * * * * * * * * *
*heke * * * * * .06 * * * * * * * * * * *
*idip * * * * * -.06 * * * * * * * * * * *
*meta * * * * * .12 * * * * * * * * * * *
*pach * * * * * .00 * * * * * * * * * * *
*saui * * * * * -.18 * * * * * * * * * * *
*stmb * * * * * .12 * * * * * * * * * * *
*icsf * * * * * .00 * * * * * * * * * * *
*vale * * * * * .30 * * * * * * * * * * *
*muum * * * * * .00 * * * * * * * * * * *
*tota * * * * * .06 * * * * * * * * * * *
*hoes * * * * * .12 * * * * * * * * * * *
*particip * * * * * -.06 * * * * * * * * * * *
*pouvoir * * * * * .00 * * * * * * * * * * *
*visex * * * * * -.06 * * * * * * * * * * *
*geox * * * * * .06 * * * * * * * * * * *
*jali * * * * * -.06 * * * * * * * * * * *
*schi * * * * * .18 * * * * * * * * * * *
*auxe * * * * * .00 * * * * * * * * * * *
*stie * * * * * .18 * * * * * * * * * * *
*aura * * * * * .00 * * * * * * * * * * *
*auri * * * * * .00 * * * * * * * * * * *
*ouro * * * * * .12 * * * * * * * * * * *
*vish * * * * * .24 * * * * * * * * * * *
*emer * * * * * .42 * * * * * * * * * * *
*financem * * * * * .12 * * * * * * * * * * *
*objectif * * * * * .12 * * * * * * * * * * *
*remy * * * * * .06 * * * * * * * * * * *
*sgec * * * * * -.06 * * * * * * * * * * *
*itto * * * * * .12 * * * * * * * * * * *
*altu * * * * * .12 * * * * * * * * * * *
*saag * * * * * .00 * * * * * * * * * * *

```

FIN DE LA PROCEDURE \*\* APLUM \*\*  
analyse des correspondances etude







**ANNEXE n° 9**

**LES MOTIVATIONS EXPLICITES**

**LES VALEURS PROPRES (A.F.C. n° 2)**

EDITION DES VALEURS PROPRES

APERCU DE LA PRECISION DES CALCULS : TRACE AVANT DIAGONALISATION ..... 2.3931  
 SOMME DES VALEURS PROPRES ..... 2.3931

HISTOGRAMME DES 212 PREMIERES VALEURS PROPRES

NUMERO	VALEUR PROPRE	POURCENT.	POURCENT. CUMULE
1	.1575	6.58	6.58
2	.0896	3.74	10.32
3	.0814	3.40	13.73
4	.0746	3.12	16.84
5	.0696	2.91	19.75
6	.0690	2.88	22.64
7	.0655	2.74	25.37
8	.0642	2.68	28.06
9	.0629	2.63	30.68
10	.0533	2.23	32.91
11	.0514	2.15	35.06
12	.0503	2.10	37.16
13	.0461	1.93	39.09
14	.0454	1.90	40.99
15	.0429	1.79	42.78
16	.0405	1.69	44.47
17	.0389	1.63	46.10
18	.0376	1.57	47.67
19	.0366	1.53	49.19
20	.0344	1.44	50.63
21	.0338	1.41	52.05
22	.0330	1.38	53.42
23	.0323	1.35	54.78
24	.0305	1.27	56.05
25	.0300	1.25	57.30
26	.0291	1.22	58.52
27	.0286	1.19	59.71
28	.0277	1.16	60.87
29	.0274	1.14	62.01
30	.0266	1.11	63.12
31	.0259	1.08	64.21
32	.0251	1.05	65.25
33	.0246	1.03	66.28
34	.0240	1.00	67.28
35	.0231	.96	68.25
36	.0229	.96	69.20
37	.0225	.94	70.15
38	.0217	.91	71.05
39	.0210	.88	71.93
40	.0206	.86	72.79
41	.0205	.85	73.64
42	.0192	.80	74.44
43	.0190	.79	75.24

NUMERO	VALEUR PROPRE	POURCENT .	POURCENT . CUMULE	
44	.0187	.78	76.02	*****
45	.0182	.76	76.78	*****
46	.0176	.74	77.52	*****
47	.0171	.72	78.23	*****
48	.0168	.70	78.93	*****
49	.0164	.69	79.62	*****
50	.0161	.67	80.30	*****
51	.0158	.66	80.96	*****
52	.0154	.64	81.60	*****
53	.0147	.62	82.22	*****
54	.0143	.60	82.82	*****
55	.0140	.58	83.40	*****
56	.0138	.58	83.98	*****
57	.0133	.56	84.54	*****
58	.0131	.55	85.08	*****
59	.0125	.52	85.61	*****
60	.0123	.51	86.12	*****
61	.0122	.51	86.63	*****
62	.0119	.50	87.12	*****
63	.0118	.49	87.62	*****
64	.0112	.47	88.08	*****
65	.0110	.46	88.54	*****
66	.0108	.45	88.99	*****
67	.0101	.42	89.42	*****
68	.0097	.41	89.82	*****
69	.0096	.40	90.23	*****
70	.0093	.39	90.62	*****
71	.0091	.38	90.99	*****
72	.0088	.37	91.36	*****
73	.0086	.36	91.72	*****
74	.0085	.36	92.08	*****
75	.0083	.35	92.42	*****
76	.0081	.34	92.76	*****
77	.0079	.33	93.09	*****
78	.0075	.31	93.40	*****
79	.0075	.31	93.72	*****
80	.0070	.29	94.01	*****
81	.0067	.28	94.29	*****
82	.0066	.28	94.56	*****
83	.0064	.27	94.83	*****
84	.0063	.26	95.10	*****
85	.0062	.26	95.36	*****
86	.0059	.25	95.60	*****
87	.0058	.24	95.85	*****
88	.0056	.23	96.08	*****
89	.0054	.22	96.30	*****
90	.0052	.22	96.52	*****
91	.0051	.21	96.74	*****
92	.0048	.20	96.94	*****
93	.0047	.20	97.13	*****
94	.0046	.19	97.32	*****
95	.0043	.18	97.50	*****
96	.0040	.17	97.67	*****
97	.0038	.16	97.83	**

NUMERO	VALEUR PROPRE	POURCENT.	POURCENT. CUMULE	
98	.0037	.15	97.98	**
99	.0035	.15	98.13	**
100	.0034	.14	98.27	**
101	.0033	.14	98.41	**
102	.0031	.13	98.54	**
103	.0030	.12	98.66	**
104	.0029	.12	98.78	**
105	.0028	.11	98.90	**
106	.0026	.11	99.01	**
107	.0025	.10	99.11	**
108	.0023	.10	99.21	**
109	.0022	.09	99.30	**
110	.0022	.09	99.39	**
111	.0020	.08	99.47	*
112	.0019	.08	99.55	*
113	.0018	.08	99.63	*
114	.0017	.07	99.70	*
115	.0016	.07	99.77	*
116	.0014	.06	99.82	*
117	.0012	.05	99.88	*
118	.0011	.05	99.92	*
119	.0010	.04	99.96	*
120	.0009	.04	100.00	*
121	.0000	.00	100.00	*
122	.0000	.00	100.00	*
123	.0000	.00	100.00	*
124	.0000	.00	100.00	*
125	.0000	.00	100.00	*
126	.0000	.00	100.00	*
127	.0000	.00	100.00	*
128	.0000	.00	100.00	*
129	.0000	.00	100.00	*
130	.0000	.00	100.00	*
131	.0000	.00	100.00	*
132	.0000	.00	100.00	*
133	.0000	.00	100.00	*
134	.0000	.00	100.00	*
135	.0000	.00	100.00	*
136	.0000	.00	100.00	*
137	.0000	.00	100.00	*
138	.0000	.00	100.00	*
139	.0000	.00	100.00	*
140	.0000	.00	100.00	*
141	.0000	.00	100.00	*
142	.0000	.00	100.00	*
143	.0000	.00	100.00	*
144	.0000	.00	100.00	*
145	.0000	.00	100.00	*
146	.0000	.00	100.00	*
147	.0000	.00	100.00	*
148	.0000	.00	100.00	*
149	.0000	.00	100.00	*
150	.0000	.00	100.00	*
151	.0000	.00	100.00	*

**ANNEXE n° 10**

**LES MOTIVATIONS EXPLICITES**

**LES COORDONNEES, CONTRIBUTIONS ET  
COSINUS CARRES DES FORMES (A.F.C. n° 2)**

NOMS	MASSES	COORDONNEES						CONTRIBUTIONS ABSOLUES						COSINUS CARRÉS						
		F1	F2	F3	F4	F5	F6	F1	F2	F3	F4	F5	F6	F1	F2	F3	F4	F5	F6	
accord	.005	6.00	.10	.12	.56	.66	.30	-.42	.00	.1	1.7	2.7	.6	1.2	.00	.00	.05	.07	.02	.03
acquisition	.011	1.41	.05	-.11	.34	.31	.07	.10	.00	.2	1.6	1.4	.1	.2	.00	.01	.08	.07	.00	.01
actif	.004	4.38	-.61	.02	.11	.49	.30	.29	.00	.0	.0	1.4	.6	.5	.08	.00	.00	.05	.02	.02
action	.030	1.24	-.78	-.14	-.34	-.03	.09	.09	.00	.6	.5	4.5	.0	.4	.49	.02	.01	.09	.00	.01
actionnaire	.020	1.06	-.65	.17	.05	-.16	-.06	.03	.00	.7	.1	.7	.1	.0	.39	.03	.00	.02	.00	.00
actuelle	.023	.90	-.24	-.10	-.03	-.22	.08	.08	.00	.3	.0	1.5	1.6	.2	.06	.01	.00	.05	.00	.01
actuel	.005	3.43	-.36	-.04	-.06	-.08	-.05	.44	.00	.4	.0	.0	.0	1.4	.04	.00	.00	.00	.06	.06
apport	.008	2.30	-.27	.22	-.07	-.23	.33	-.30	.00	.4	.4	1.0	.5	1.2	1.0	.03	.02	.00	.05	.04
assurance	.005	11.70	-.97	-.91	-1.73	.57	-.02	-1.3	.00	.2	1.6	2.0	.0	12.0	.00	.08	.07	.27	.03	.16
assureur	.007	1.78	.03	-.12	-.26	.23	-.06	-.03	.00	.1	.6	.5	.0	.0	.00	.00	.01	.04	.03	.00
augmentation	.007	2.11	-.22	.00	-.01	-.01	.08	.08	.00	.2	.0	.0	.0	.0	.04	.00	.00	.00	.00	.00
avenir	.012	.86	-.18	-.04	-.07	-.07	.03	.03	.00	.2	.0	.0	.0	.0	.00	.00	.00	.01	.00	.00
beneficier	.003	5.76	-.16	-.16	-.15	-.72	-.57	-.11	.00	.1	.1	1.1	2.2	1.4	.0	.00	.00	.00	.00	.00
bourse	.004	3.71	.01	-.07	.12	.10	.01	.07	.00	.0	.0	.0	.0	.0	.00	.00	.00	.00	.00	.00
capital	.003	3.31	-.47	.14	.21	-.05	-.02	.02	.00	.5	1.6	2.0	.0	.0	.07	.01	.00	.00	.00	.00
cession	.014	1.28	-.50	.14	.30	-.05	.00	-.11	.00	.3	.3	1.6	.0	.0	.3	.00	.02	.07	.00	.01
cessionnaire	.004	4.41	-.59	.13	.34	.34	.07	.16	.00	.1	.5	.6	.0	.0	.08	.00	.03	.03	.00	.00
chiffre d'affaires	.005	3.66	.66	-.65	-.03	-.37	.27	.19	.00	2.6	.0	1.0	.8	.6	.3	.00	.09	.00	.02	.01
commercial	.008	3.00	.49	-.51	.01	-.27	-.50	.04	.00	1.3	2.4	.0	.0	.0	.08	.09	.00	.02	.08	.00
commun	.005	3.36	.28	-.41	.10	-.06	.10	.11	.00	.9	.9	.0	.0	.0	.02	.05	.00	.00	.00	.00
complementaire	.003	4.31	.46	-.18	-.18	-.30	.07	.15	.00	.3	.5	1.1	.4	.0	.05	.01	.00	.02	.00	.01
concerner	.004	5.18	.66	-.43	-.10	.44	.09	-.24	.00	1.2	.0	.0	.3	.0	.08	.04	.01	.04	.01	.00
concurrency	.004	3.36	.34	-.43	-.18	-.30	.07	.15	.00	.9	.9	.0	.0	.0	.05	.01	.00	.02	.00	.01
condition	.005	2.67	-.07	-.09	-.28	.23	-.30	-.09	.00	.0	.0	.5	.3	.6	.1	.00	.00	.03	.02	.03
conseil d'admin	.003	4.10	-.63	-.15	-.03	.24	.04	-.14	.00	.8	1.1	.0	.3	.0	.1	.00	.01	.00	.00	.00
conservateur	.003	4.33	-.26	-.29	.18	.22	.01	.61	.00	.1	.3	1.1	.2	.0	.02	.02	.01	.01	.00	.09
constituer	.008	1.59	.16	-.05	-.15	-.04	-.06	-.03	.00	.1	.0	.2	.0	.0	.02	.00	.01	.00	.00	.00
contrôle	.009	3.86	-.26	-.14	-.08	.01	.07	.01	.00	.4	.2	.1	.0	.0	.08	.00	.01	.00	.00	.00
cotation	.004	3.86	-.54	.10	.20	-.02	.01	.01	.00	.8	.0	.2	.0	.0	.00	.00	.00	.00	.00	.00
decision	.004	4.16	-.62	.04	.12	-.03	-.10	-.17	.00	.9	.0	.1	2.0	.2	.09	.00	.00	.00	.00	.01
developpement	.024	.62	.36	.01	.06	.09	.20	.13	.00	.0	.0	.1	.3	1.4	.0	.21	.00	.01	.06	.03
dimension	.003	3.52	.54	.12	-.23	-.34	-.14	.02	.00	.6	.6	.0	.5	1.1	.0	.08	.00	.02	.03	.01
dirigeants	.003	6.44	.00	.07	.03	.00	.59	.56	.00	.0	.0	.0	.0	.0	.00	.00	.00	.00	.05	.05
distribution	.005	2.44	.10	.12	-.27	.01	.01	.37	.00	.0	.0	.0	.0	.0	.00	.01	.03	.00	.00	.06
distribution	.006	4.29	.62	-.38	.43	.41	.00	-.29	.00	1.4	.0	1.3	1.3	.0	.09	.03	.04	.04	.00	.02
diversificat	.004	3.79	-.10	-.37	-.16	-.54	.12	.20	.00	.6	.6	1.1	1.6	.1	.00	.04	.01	.08	.00	.01
dividende	.005	4.35	-.56	.35	.13	.49	-.61	.37	.00	.9	.7	.1	1.7	2.8	.0	.07	.03	.00	.00	.03
domaine	.010	2.21	.45	-.20	.07	-.33	.26	.06	.00	1.1	.4	1.1	1.4	.9	.00	.09	.02	.00	.05	.00
echange	.004	4.56	-.51	.25	.73	-.52	.38	-.07	.00	.3	2.5	1.4	.8	.0	.06	.01	.04	.01	.01	.07
economie	.004	3.75	.32	-.12	-.31	.00	.14	-.24	.00	.2	.0	.0	.0	.0	.03	.01	.06	.00	.00	.00
ensemble	.008	1.55	.03	-.12	-.31	.00	.05	.15	.00	.0	.0	1.0	.0	.0	.00	.01	.06	.00	.00	.00
entreprise	.009	2.96	.17	.70	.73	-.05	.71	.32	.00	.2	4.8	5.8	.0	6.4	1.3	.03	.01	.16	.18	.04
envisager	.005	2.60	-.19	-.24	.07	.16	.15	.15	.00	.1	.3	.8	.2	.2	.2	.01	.02	.00	.01	.01
equipement	.005	5.98	-.72	.84	-.65	-.42	.12	-.20	.00	1.6	3.8	2.5	.0	1.1	.3	.09	.12	.07	.03	.00
europe	.008	2.53	.55	.37	.37	.15	.13	-.23	.00	1.6	1.2	.0	.0	.0	.12	.05	.00	.01	.01	.02
exercice	.003	4.41	-.03	-.20	.25	.05	.22	.15	.00	.0	.0	.5	.1	.1	.00	.00	.00	.00	.00	.00
existence	.003	5.74	-.73	-.04	-.37	.14	-.64	.10	.00	.0	.0	.5	.0	.0	.09	.00	.00	.00	.00	.00
existence	.003	4.41	.09	-.11	.04	.41	-.20	-.03	.00	.0	.0	.0	.7	.2	.0	.00	.00	.00	.00	.00
exploitation	.005	5.21	.11	.75	-.59	.37	.18	-.14	.00	2.8	2.0	.0	.9	.2	.00	.00	.00	.00	.00	.00
exploitation	.004	7.50	.76	.73	.29	-.18	-.90	-.14	.00	1.4	2.3	.4	.2	4.5	.0	.08	.07	.01	.00	.11
filiale	.011	3.90	-.63	-.48	-.91	.36	-.39	-.70	.00	2.7	2.7	10.9	1.8	2.3	.75	.10	.06	.21	.03	.04
filiale	.011	1.35	-.03	-.37	.08	-.11	.12	-.20	.00	.0	.0	.2	.2	.2	.00	.10	.00	.01	.03	.03
filiale	.018	2.06	.21	-.59	.24	-.31	.26	-.19	.00	.5	6.9	1.2	2.2	1.8	1.0	.02	.17	.03	.05	.00
financement	.012	1.70	-.15	.24	-.10	.22	.07	.14	.00	.2	.8	.1	.2	.8	.1	.01	.03	.00	.00	.01
france	.017	1.21	.57	-.06	.13	-.17	-.24	.44	.00	3.6	.5	.9	.0	.7	1.5	.27	.02	.03	.00	.02
fusion	.005	6.57	-.94	-.06	-.20	-.45	-.29	-.44	.00	.0	.1	14.5	.0	.6	1.5	.33	.00	.00	.00	.03
gestion	.007	2.21	-.02	-.33	-.03	.05	.16	.31	.00	.0	.9	.0	.0	.3	1.0	.00	.05	.00	.00	.04

holding	.003	5.18	*	-.67	-.35	-.44	-.24	-.02	-.20	*	1.0	5	.8	.3	.0	.2	*	.09	.02	.04	.01	.00	.00	.01	*
implantation	.004	3.84	*	.68	-.50	-.10	.04	.30	-.13	*	1.3	1.2	.8	.0	.0	.0	*	.12	.07	.00	.00	.00	.00	.00	*
important	.011	1.29	*	.09	.50	.24	.08	.02	-.02	*	1.0	1.2	.8	.1	.0	.0	*	.01	.00	.00	.00	.00	.00	.00	*
industrie	.013	1.94	*	.54	.51	-.14	-.22	.01	-.29	*	2.4	3.8	1.9	.8	.0	1.6	*	.15	.14	.01	.02	.00	.00	.00	*
intitx	.064	1.31	*	-.03	-.13	.15	.03	.06	.17	*	0.0	1.2	.5	.7	.0	.4	*	.00	.00	.00	.00	.00	.00	.00	*
intention	.009	1.82	*	-.08	-.06	.21	.23	.04	.21	*	0.0	1.0	.5	.7	.0	.6	*	.00	.00	.00	.00	.00	.00	.00	*
interet	.005	3.06	*	-.35	-.14	.05	.11	.18	-.14	*	4.2	2.5	.0	.1	.2	.1	*	.04	.01	.00	.00	.00	.00	.00	*
internationa	.014	1.95	*	.68	.40	-.35	.40	.29	-.14	*	0.0	1.1	.0	.1	.0	.6	*	.24	.08	.06	.00	.00	.00	.00	*
investissame	.006	2.96	*	-.04	.41	-.02	.24	.09	-.09	*	1.6	1.2	.0	.5	.0	.7	*	.00	.06	.00	.00	.00	.00	.00	*
leader	.008	2.25	*	.58	-.10	-.07	.33	.09	-.08	*	1.6	1.1	.0	.1	.1	.3	*	.15	.00	.00	.00	.00	.00	.00	*
maintien	.006	1.84	*	.15	.01	-.06	.50	.04	-.19	*	1.1	0.0	.0	.0	.0	.3	*	.01	.00	.00	.00	.00	.00	.00	*
majorite	.004	4.84	*	-.41	.14	-.46	.01	.14	-.38	*	4.4	1.1	1.0	.0	.1	.8	*	.04	.00	.00	.00	.00	.00	.00	*
marche	.017	1.65	*	.35	-.09	-.09	.22	.54	-.08	*	1.3	1.1	1.2	1.1	.7	.1	*	.07	.00	.00	.00	.00	.00	.00	*
meilleur	.003	5.88	*	.30	-.33	.09	.24	.23	.20	*	1.2	4.4	.2	.2	.4	.2	*	.02	.02	.00	.00	.00	.00	.00	*
merex	.012	4.60	*	.28	.59	.94	.02	-.09	-.09	*	6.6	4.7	12.7	.0	.0	.0	*	.02	.08	.19	.00	.00	.00	.00	*
minoritaire	.003	7.70	*	-.80	.23	.52	-.25	.39	-.09	*	1.2	2.2	1.0	.3	.6	.0	*	.06	.01	.04	.01	.00	.00	.00	*
moyen	.007	1.83	*	.33	.11	-.03	.16	-.02	-.15	*	1.5	1.1	1.0	.2	.0	.2	*	.08	.01	.00	.00	.00	.00	.00	*
necessite	.008	2.08	*	.33	.11	-.03	.16	-.02	-.15	*	1.5	1.1	1.0	.2	.0	.2	*	.08	.01	.00	.00	.00	.00	.00	*
nouveau	.012	1.44	*	.00	.02	-.14	-.32	.00	-.06	*	0.0	0.0	.3	1.6	.0	.1	*	.03	.13	.07	.03	.00	.00	.00	*
objectif	.010	1.65	*	-.11	.23	.27	.19	.18	.08	*	1.1	0.6	.8	4.6	.0	.5	*	.01	.03	.04	.02	.11	.07	.02	*
offre	.006	4.69	*	-.10	.49	.31	.73	.58	.45	*	0.0	1.7	.8	4.6	.0	.3	*	.00	.05	.02	.11	.07	.04	.00	*
offrir	.003	3.94	*	-.16	.20	.28	.00	.01	-.07	*	1.1	1.1	.3	1.4	.0	.1	*	.04	.01	.01	.02	.06	.00	.00	*
opa	.004	4.55	*	-.43	.34	.14	.51	.13	.14	*	.5	.5	.5	1.4	.0	.1	*	.01	.01	.03	.00	.00	.00	.00	*
ope	.003	5.56	*	-.80	-.17	-.03	.95	-.17	.01	*	1.4	.1	1.0	.4	.1	.0	*	.12	.01	.00	.00	.00	.00	.00	*
operation	.009	1.86	*	-.42	.06	-.04	-.05	.03	-.02	*	1.0	0.0	.0	.0	.0	.0	*	.10	.00	.00	.00	.00	.00	.00	*
participatio	.012	1.72	*	-.43	-.03	.23	.11	.23	.16	*	1.4	0.0	.7	1.2	.0	.5	*	.11	.00	.00	.00	.00	.00	.00	*
performance	.014	1.33	*	-.05	.01	-.13	.26	-.29	.26	*	0.0	0.0	.3	1.3	.0	.9	*	.00	.00	.00	.00	.00	.00	.00	*
personnel	.007	4.95	*	.22	.80	.92	.26	-.29	.26	*	2.0	4.8	7.0	.2	.5	.3	*	.04	.01	.13	.17	.00	.00	.00	*
perspective	.003	3.89	*	-.41	.00	-.17	.30	.15	.48	*	.3	0.0	.1	.4	.0	.1	*	.04	.00	.01	.02	.01	.02	.00	*
place	.004	10.47	*	.71	-.31	-.31	-.78	-.85	-.07	*	1.2	4.4	.4	3.0	.0	.9	*	.05	.00	.01	.01	.06	.07	.00	*
plan	.004	4.51	*	.45	.14	.21	.07	.29	.38	*	.6	1.2	2.0	.7	.5	.9	*	.05	.00	.00	.00	.00	.00	.00	*
politique	.008	1.75	*	.24	-.16	.18	.25	.12	.31	*	.3	1.1	.3	0.0	.5	.2	*	.03	.02	.01	.01	.00	.00	.00	*
position	.005	3.04	*	.20	-.13	.13	.30	-.28	-.21	*	1.1	1.1	.5	.7	.2	.1	*	.01	.01	.01	.01	.03	.03	.01	*
possibilite	.024	.55	*	-.02	.04	.08	.03	.12	.06	*	0.0	0.0	.0	.0	.0	.5	*	.00	.00	.00	.00	.00	.00	.00	*
poursuite	.005	2.40	*	-.09	.08	-.13	.11	.05	.31	*	0.0	0.0	.1	.2	.0	.7	*	.00	.00	.00	.00	.00	.00	.00	*
pouvoir	.013	1.20	*	-.22	.07	-.01	.05	.05	.05	*	.4	.1	.1	.0	.0	.0	*	.04	.00	.00	.00	.00	.00	.00	*
present	.004	3.60	*	-.32	.14	.08	.23	.13	.16	*	.3	1.1	.0	.3	.1	.2	*	.03	.01	.00	.00	.00	.00	.00	*
presenter	.003	3.25	*	-.17	.08	-.12	-.22	.17	-.06	*	.1	0.0	.1	.1	.0	.0	*	.01	.00	.00	.00	.00	.00	.00	*
prix	.004	5.47	*	-.36	.72	.53	.27	.81	.13	*	2.2	6.6	.3	4.2	.4	3.6	*	.02	.02	.02	.01	.01	.01	.01	*
production	.006	6.15	*	.72	.53	.11	.40	.73	-.22	*	1.9	1.8	.1	1.2	.4	4.3	*	.08	.05	.00	.00	.00	.00	.00	*
produits	.008	3.19	*	.71	-.11	.15	.28	.50	-.26	*	.8	1.1	.0	.3	.8	2.8	*	.16	.00	.00	.00	.00	.00	.00	*
proposer	.005	3.58	*	-.50	.12	.06	-.20	.06	-.06	*	0.0	0.0	.0	.7	.0	.0	*	.07	.00	.00	.00	.00	.00	.00	*
propre	.004	3.81	*	-.02	.07	-.48	.39	.04	-.06	*	0.0	0.0	.0	.0	.0	.0	*	.00	.00	.00	.00	.00	.00	.00	*
proprietaire	.011	1.51	*	-.44	.05	.21	.05	.01	-.12	*	1.4	0.0	.0	.0	.0	.2	*	.13	.00	.00	.00	.00	.00	.00	*
raison	.005	4.30	*	-.08	-.08	-.29	-.40	-.34	.18	*	.5	.0	.5	1.0	.8	.2	*	.04	.00	.02	.04	.02	.00	.00	*
realisation	.007	1.87	*	-.03	-.19	-.11	-.31	.06	.12	*	0.0	.3	.1	.9	.0	.1	*	.00	.02	.01	.05	.00	.01	.01	*
recherche	.003	7.99	*	.61	.35	.17	-.15	.28	-.01	*	.7	4.4	.1	.1	.1	.3	*	.05	.01	.00	.00	.00	.00	.00	*
region	.003	8.19	*	.66	-.1.19	.13	.15	.72	.60	*	.9	5.4	.1	.1	.1	2.6	*	.08	.04	.00	.00	.00	.00	.00	*
regroupement	.012	1.55	*	.36	-.24	-.06	-.06	-.02	-.05	*	1.0	.8	.1	.1	.0	.1	*	.08	.04	.00	.00	.00	.00	.00	*
renforcement	.006	2.10	*	.25	-.13	.20	.07	.10	.15	*	1.2	1.1	.3	.0	.0	.1	*	.03	.01	.02	.00	.00	.00	.00	*
reseau	.006	4.84	*	.55	-.1.10	.15	.35	.29	-.18	*	0.0	8.0	.2	1.0	.0	.7	*	.06	.25	.00	.00	.00	.00	.00	*
restructurat	.004	4.26	*	-.09	.06	-.18	-.32	-.61	-.26	*	0.0	0.0	.2	.6	.2	.2	*	.00	.00	.00	.00	.00	.00	.00	*
situation	.009	1.99	*	.33	-.14	-.19	-.29	.14	.09	*	.6	.2	.4	.1	.1	.5	*	.06	.02	.00	.00	.00	.00	.00	*
specialisati	.004	4.99	*	-.62	.32	-.14	.29	-.31	.05	*	.9	.4	.1	.4	.1	.4	*	.08	.02	.00	.00	.00	.00	.00	*
strategie	.003	7.17	*	.52	-.12	-.24	-.52	.58	-.05	*	.6	1.1	.2	1.2	1.6	.0	*	.04	.00	.00	.00	.00	.00	.00	*
structure	.005	6.29	*	.38	-.38	.20	.57	.05	.10	*	.3	.5	.2	1.5	.0	.0	*	.02	.02	.01	.05	.00	.00	.00	*
succes	.004	2.50	*	.09	.15	.10	-.49	-.01	-.08	*	0.0	.1	.1	1.8	.0	.0	*	.00	.01	.00	.00	.00	.00	.00	*
technologie	.004	4.44	*	.21	.35	.11	.73	.23	.28	*	.1	.5	.1	2.8	.3	.4	*	.01	.03	.00	.00	.00	.00	.00	*
synergie	.004	3.77	*	.53	.64	.05	.33	.05	.22	*	.8	2.0	.0	.6	.0	.3	*	.07	.11	.00	.00	.00	.00	.00	*
technologie	.005	2.89	*	.56	.47	.03	.10	.09	-.11	*	1.1	1.4	.0	.0	.1	.1	*	.11	.08	.00	.00	.00	.00	.00	*
tierx	.010	5.59	*	-.57	.05	.47	.15	.93	-.93	*	2.0	.0	.0	.3	12.0	12.3	*	.06	.00	.00	.00	.00	.00	.00	*
valeur	.004	5.14	*	-.40	-.09	-.03	.27	.48	.48	*	.7	1.6	.4	.7	.0	.0	*	.03	.00	.00	.00	.00	.00	.00	*
visex	.078	.17	*	-.51	-.58	.08	.11	.24	.11	*	.5	1.6	.5	1.2	.2	.1	*	.05	.07	.00	.00	.00	.00	.00	*





**ANNEXE n° 11**

**LES MOTIVATIONS EXPLICITES**

**LA REPRESENTATION GRAPHIQUE DES AXES n° 1 et n° 2  
(A.F.C. n° 2)**

AXE 1 /HORIZONTAL                      AXE 2 /VERTICAL

```

** ATTENTION ** (EPURN-800)
                2.5 (1)
LES POINTS CI-DESSOUS ETAIENT A PLUS DE (1) ECARTS-TYPE DU
CENTRE ET ONT ETE RAMENES SUR LE CADRE DU GRAPHIQUE
* * * * *
*assurance      *      - .97475      *      - .90668      *
*equipement     *      .71569      *      .83770      *
*personnel      *      .22209      *      .79660      *
*region         *      .66626      *      -1.19412      *
*reseau         *      .55012      *      -1.09553      *
*acco           *      .55877      *      1.01807      *
*bouy           *      .59400      *      .98295      *
*dock           *      .22569      *      -.95134      *
*sfpi          *      .58768      *      -1.28492      *
* * * * *

```

748 ----- batz ----- personnel accobouy equifabrication  
722 ----- entreprise -----  
699 ----- merex -----  
643 ----- merl -----  
591 ----- necessite -----  
564 ----- sevm -----  
538 ----- merl -----  
512 ----- industrie -----  
486 ----- tjsj -----  
459 ----- technologie -----  
433 ----- concurrence -----  
407 ----- international -----  
381 ----- hurr -----  
354 ----- pfxun -----  
328 ----- gefi -----  
302 ----- bfce -----  
276 ----- imfp -----  
249 ----- ajux -----  
223 ----- pape -----  
197 ----- val -----  
171 ----- off -----  
144 ----- luch -----  
118 ----- of -----  
092 ----- azkp -----  
066 ----- sch -----  
039 ----- m -----  
013 ----- of -----  
----- fuston ----- exercice saulparticipacion -----  
----- camb ----- glep -----  
----- ope ----- cimconsejladm ----- nazkosuez -----  
----- codu ----- dena -----  
----- 223 ----- upar -----  
----- 249 ----- g -----  
----- 276 ----- conserv -----  
----- 302 ----- dofam -----  
----- 328 ----- holding -----  
----- 354 ----- pate -----  
----- 381 ----- gocc -----  
----- 407 ----- divers -----  
----- 433 ----- ific -----  
----- 459 ----- mode -----  
----- 486 ----- prim -----  
----- 512 ----- g -----  
----- 538 ----- mose -----  
----- 564 ----- rada -----  
----- 591 ----- fil -----  
----- 643 ----- canu -----  
----- 669 ----- -----  
----- 696 ----- -----  
----- 722 ----- assurance -----  
----- 748 ----- 992 -----

POINTS MULTIPLES ( 100 AU MAXIMUM )

POINT VU	ABSCISSE APPROCHEE	ORDONNEE APPROCHEE	POINT CACHE	ABSCISSE APPROCHEE	ORDONNEE APPROCHEE
* unto	.46	.43	* emer	.46	.43
* investis	-.07	.41	* rfnh	-.07	.41
* prfx	.33	.35	* fond	-.33	.35
* succes	.20	.33	* cide	.20	.33
* financem	-.13	.22	* objectif	-.13	.22
* scre	.26	.20	* gafc	.26	.20
* actionna	-.66	.17	* gaeg	-.66	.17
* accord	.13	.12	* disposit	.13	.12
* majorite	-.40	.12	* olid	-.40	.12
* lafa	-.20	.12	* ucbc	-.20	.12
* capital	-.53	.12	* bqpa	-.53	.12
* plan	.46	.12	* ncpi	.46	.12
* cotation	-.53	.09	* proposer	-.53	.09
* carb	.00	.09	* angr	.00	.09
* pouvojr	-.20	.07	* presente	-.20	.07
* dirigean	.00	.07	* omnj	.00	.07
* pouvojr	-.20	.07	* poui	-.20	.07
* auxe	-.13	.04	* cihc	-.13	.04
* arto	.26	.04	* mjne	.26	.04
* proprijet	-.46	.04	* safi	-.46	.04
* cap9	.20	.04	* sime	.20	.04
* propre	.00	.04	* tate	.00	.04
* propre	.00	.04	* alfu	.00	.04
* auxe	-.13	.04	* alfi	-.13	.04
* proprijet	-.46	.04	* nsm	-.46	.04
* actif	-.60	.01	* decision	-.60	.01
* nouveau	.00	.01	* possibil	.00	.01
* jacq	.07	.01	* seag	.07	.01
* visex	-.13	.04	* coba	-.13	.04
* visex	-.13	.04	* pech	-.13	.04
* avenir	-.20	.04	* scoa	-.20	.04
* partitcp	-.46	.04	* tatl	-.46	.04
* raison	-.40	.09	* valeur	-.40	.09
* benefict	.00	.09	* elff	.00	.09
* ceru	-.26	.09	* enel	-.26	.09
* camb	-.86	.09	* occi	-.86	.09
* conditio	-.07	.09	* sgec	-.07	.09
* acquisit	.07	.12	* existenc	.07	.12
* leader	.60	.12	* sopa	.60	.12
* acquisit	.07	.12	* tcsf	.07	.12
* renforce	.26	.14	* cosa	.26	.14
* secteur	.33	.14	* rayt	.33	.14
* structur	.07	.17	* bouc	.07	.17
* structur	.07	.17	* cfeo	.07	.17
* terap	.13	.17	* nck	.13	.17
* exerccr	.00	.20	* realisat	.00	.20
* delm	-.20	.20	* slmh	-.20	.20
* envtsage	-.20	.25	* cogo	-.20	.25
* envtsage	-.20	.25	* axam	-.20	.25
* amtd	.20	.30	* doll	.20	.30
* moet	.13	.30	* sduf	.13	.30
* diversif	-.07	.38	* fillale	-.07	.38
* vuit	.46	.49	* rall	.46	.49
* region	.40	.77	* reseau	.40	.77

NOMBRE DE POINTS DOUBLES = 54

**ANNEXE n° 12**

**LES MOTIVATIONS EXPLICITES**

**LA REPRESENTATION GRAPHIQUE DES AXES n° 2 et n° 3  
(A.F.C. n° 2)**

AXE 2 /HORIZONTAL AXE 3 /VERTICAL

```

** ATTENTION ** (EPURN-800)
LES POINTS CI-DESSOUS ETAIENT A PLUS DE (1) ECARTS-TYPE DU
CENTRE ET ONT ETE RAMENES SUR LE CADRE DU GRAPHIQUE
* * * * *
*assurance * -1.90668 * -1.72727 * * * * *
*echange * .25328 * -.73444 * * * * *
*entreprise * .69616 * -.72832 * * * * *
*equipement * .83770 * -.65390 * * * * *
*filia * -47907 * -.91404 * * * * *
*marex * .59483 * .93561 * * * * *
*personnel * .79660 * -.91756 * * * * *
*region * -1.19412 * .17384 * * * * *
*reseau * -1.09553 * .14894 * * * * *
*acco * 1.01807 * -1.24699 * * * * *
*bouy * .98295 * -1.24681 * * * * *
*dock * -.95134 * .09946 * * * * *
*mixt * -.57845 * -.84921 * * * * *
*ogtc * .42892 * .89271 * * * * *
*sfpj * -1.28492 * .19407 * * * * *
*tudj * -.11105 * -.77645 * * * * *
* * * * *

```



POINTS MULTIPLES ( 100 AU MAXIMUM )

POINT VU	ABSCISSE APPROCHEE	ORDONNEE APPROCHEE	POINT CACHE	ABSCISSE APPROCHEE	ORDONNEE APPROCHEE
* * * * *	* * * * *	* * * * *	* * * * *	* * * * *	* * * * *
*poul	.10	.41	*ncpl	.10	.41
*amid	.30	.36	*ropo	.30	.36
*lafa	.15	.36	*navl	.15	.36
*cession	.15	.34	*sela	.15	.34
*cfpa	.00	.26	*scoa	.00	.26
*exercer	.20	.24	*dena	.20	.24
*glep	-.05	.24	*coga	-.05	.24
*azko	.15	.21	*moss	-.15	.21
*fran	-.30	.21	*raff	-.30	.21
*bourse	.15	.19	*plan	.15	.19
*cotation	.10	.19	*sude	.10	.19
*enel	.10	.16	*occl	-.10	.16
*euro	.20	.16	*gefc	.20	.16
*base	.15	.14	*intlx	-.15	.14
*produits	-.10	.14	*otls	-.10	.14
*benefict	-.10	.14	*temp	-.10	.14
*opa	.35	.11	*magn	-.05	.11
*decision	.05	.11	*fuston	.35	.11
*decision	.05	.11	*recherch	.05	.11
*como	-.30	.11	*cdfh	.05	.11
*action	.15	.11	*mjne	-.05	.11
*oltd	.10	.11	*dofa	-.30	.11
*ragion	-.70	.09	*sabc	.15	.11
*engr	.10	.09	*albe	.10	.11
*geox	-.10	.09	*reseau	-.70	.09
*icpv	-.30	.09	*fiba	.10	.09
*flor	.15	.09	*rayt	-.10	.09
*cogo	-.25	.09	*remy	-.30	.09
*mafi	.05	.09	*ucbc	.15	.09
*developp	.00	.06	*fram	-.25	.09
*domaine	-.20	.06	*alfi	.05	.06
*proposer	.10	.06	*vsex	.00	.06
*actiomna	.15	.04	*cdfc	-.20	.06
*harr	.40	.04	*vish	.10	.06
*lind	-.25	.04	*fipa	.15	.04
*bouc	-.15	.01	*rich	.40	.04
*actif	.00	.01	*upar	-.25	.04
*luch	.20	.01	*cosa	-.15	.01
*actif	.00	.01	*ebfa	-.15	.01
*consetlla	-.15	-.04	*augmenta	.00	.01
*consetlla	-.15	-.04	*pukc	.20	.01
*itto	.20	-.04	*oppe	-.15	.04
*operatio	.05	-.06	*geea	-.15	.04
*operatio	.05	-.06	*mont	-.15	.04
*actuel	-.05	-.09	*pouvoit	.05	.06
*actuel	-.05	-.09	*laha	.05	.06
*leader	-.10	-.09	*haventr	-.05	.09
*leader	.05	-.09	*boli	-.05	.09
*bayat	.20	-.09	*ciga	-.10	.09
*apport	-.10	-.09	*stme	.05	.09
*leader	-.10	-.14	*ufbl	.20	.09
*poursuit	.10	-.14	*namt	-.10	.14
*realtsat	-.20	-.14	*presente	.10	.14
*poursuit	.10	-.14	*arjo	-.20	.14
*moul	-.05	-.14	*ctmi	.10	.14
*pbas	.05	-.16	*tail	-.05	.14
*chat	-.10	-.16	*polit	-.05	.16
			*thor	-.10	.16



```

*secteur * * * * *
*france * * * * * .15 * * * * * -.19 * * * * *
*jacq * * * * * .00 * * * * * -.21 * * * * *
*necessit * * * * * .55 * * * * * -.24 * * * * *
*personne * * * * * .60 * * * * * -.39 * * * * *
* * * * * * * * * * * -.74 * * * * *
* * * * * * * * * * * * * * * * * * * * *
NOMBRE DE POINTS DOUBLES = 64

```

```

*geno * * * * * .15 * * * * * -.19 * * * * *
*midl * * * * * .00 * * * * * -.21 * * * * *
*cbvs * * * * * .55 * * * * * -.39 * * * * *
*levr * * * * * .60 * * * * * -.74 * * * * *
*acco * * * * * * * * * * * * * * * * * * * * *

```

```

=====
FIN DE LA PROCEDURE ** APLUM **
analyse des correspondances etude
** STOP : FIN DE L'ANALYSE **
=====

```



**ANNEXE n° 13**

**LES MOTIVATIONS EXPLICITES**

**L'HISTOGRAMME DES INDICES DE NIVEAU  
(partition des motivations générales)**

CLASSIFICATION ASCENDANTE HIERARCHIQUE : DESCRIPTION DES 50 NOUVEUX D'INDICES LES PLUS ELEVES

NUM.	AINE	BEAU	EPF.	POIDS	INDICE	HISTOGRAMME DES INDICES DE NIVEAU
376	341	368	5	551.00	.00140	*
377	312	176	3	476.00	.00140	*
378	334	344	9	771.00	.00141	*
379	342	304	4	512.00	.00157	**
380	166	138	2	145.00	.00158	**
381	350	380	6	569.00	.00164	**
382	352	327	8	528.00	.00168	**
383	178	363	8	596.00	.00177	**
384	315	364	10	1011.00	.00181	**
385	347	353	10	677.00	.00181	**
386	374	339	6	612.00	.00187	**
387	366	345	8	586.00	.00191	**
388	305	371	8	940.00	.00192	**
389	360	184	4	392.00	.00194	**
390	355	343	5	437.00	.00218	**
391	384	378	19	1782.00	.00244	**
392	348	351	7	374.00	.00247	**
393	356	377	10	976.00	.00261	**
394	340	365	13	800.00	.00268	**
395	357	372	8	815.00	.00289	**
396	369	373	18	1797.00	.00302	**
397	385	362	22	1274.00	.00333	**
398	370	375	15	782.00	.00323	**
399	367	320	16	1140.00	.00349	**
400	396	337	25	2049.00	.00404	**
401	394	398	28	1582.00	.00411	**
402	382	388	16	1868.00	.00436	**
403	379	23	5	731.00	.00451	**
404	403	358	10	1219.00	.00460	**
405	387	402	24	2454.00	.00479	**
406	383	24	9	724.00	.00527	**
407	389	376	9	943.00	.00556	**
408	397	393	12	2250.00	.00564	****
409	395	400	32	3864.00	.00564	****
410	381	399	32	3922.00	.00686	*****
411	381	406	15	1293.00	.00891	*****
412	339	214	4	384.00	.00891	*****
413	409	114	34	3002.00	.00956	*****
414	408	392	39	2624.00	.01004	*****
415	405	407	33	3397.00	.01363	*****
416	414	410	74	5546.00	.01370	*****
417	401	386	34	2194.00	.01406	*****
418	417	390	39	2631.00	.02182	*****
419	413	415	67	6399.00	.03074	*****
420	418	416	113	8177.00	.03359	*****
421	420	412	117	8561.00	.04250	*****
422	404	421	127	9780.00	.05002	*****
423	363	432	131	10038.00	.05493	*****
424	419	423	198	16437.00	.09101	*****
425	411	424	213	17730.00	.11417	*****

SOMME DES INDICES DE NIVEAU = .68811

**ANNEXE n° 14**

**LES MOTIVATIONS EXPLICITES**

**LA DESCRIPTION DES NŒUDS DE LA HIERARCHIE  
(partition des motivations générales)**

NOEUD NUMERO	INDICE	SUCCESSORS AINE BRN	ERRPCT.	POIDS	COMPOSITION PREMIER DERNIER
214	.00	2	2	173.00	1 2
215	.00	74	2	48.00	73 74
216	.00	117	2	161.00	116 117
217	.01	64	2	47.00	63 64
218	.01	6	2	160.00	5 6
219	.01	75	3	99.00	73 75
220	.01	61	2	88.00	60 61
221	.01	142	2	221.00	141 142
222	.01	14	2	82.00	13 14
223	.01	14	2	88.00	67 68
224	.01	68	2	189.00	36 37
225	.01	37	2	243.00	173 174
226	.01	174	2	147.00	189 190
227	.01	190	2	112.00	171 172
228	.01	172	2	121.00	92 93
229	.01	93	2	79.00	42 43
230	.01	43	2	174.00	51 52
231	.01	52	2	79.00	106 107
232	.01	107	2	101.00	98 99
233	.01	99	2	104.00	183 184
234	.01	184	2	97.00	7 8
235	.01	8	2	55.00	23 24
236	.01	24	2	76.00	203 204
237	.01	204	2	177.00	19 20
238	.02	102	2	110.00	101 102
239	.02	102	2	211.00	2 3
240	.02	27	2	185.00	26 27
241	.02	44	3	118.00	42 44
242	.02	151	3	150.00	150 151
243	.02	227	3	128.00	170 172
244	.02	177	2	103.00	176 177
245	.02	220	3	166.00	59 61
246	.02	17	2	97.00	16 17
247	.02	96	2	85.00	95 96
248	.02	103	3	139.00	101 103
249	.02	25	3	127.00	23 25
250	.02	154	2	196.00	153 154
251	.02	22	2	150.00	21 22
252	.02	71	2	127.00	70 71
253	.02	89	2	135.00	88 89
254	.02	194	2	136.00	193 194
255	.02	121	2	130.00	120 121
256	.02	55	2	113.00	54 55
257	.02	10	2	149.00	9 10
258	.02	38	3	301.00	36 38
259	.02	226	3	217.00	188 190
260	.02	144	2	155.00	143 144
261	.02	111	2	70.00	110 111
262	.02	206	2	129.00	205 206
263	.03	108	3	131.00	106 108
264	.03	217	3	91.00	62 64

NOBJD NUMERO	INDEX	SUCCESSORS		REPRCT.	POINTS	COMPOSITION	
		ALINE	BBNT			REPRTER	DRENTER
265	.03	195	254	3	246.00	193	195
266	.03	33	32	2	264.00	32	33
267	.03	237	18	3	231.00	18	20
268	.03	151	150	2	125.00	160	161
269	.03	221	56	2	117.00	66	68
270	.03	258	35	4	427.00	35	38
271	.03	131	130	2	129.00	130	131
272	.03	219	72	4	185.00	72	75
273	.03	12	11	2	213.00	11	12
274	.03	91	90	2	54.00	90	91
275	.03	162	268	3	182.00	160	162
276	.03	167	166	2	79.00	166	167
277	.03	104	248	4	237.00	101	104
278	.03	169	168	2	44.00	168	169
279	.03	242	149	3	193.00	149	151
280	.03	230	50	3	283.00	50	52
281	.03	15	222	3	193.00	13	15
282	.03	244	175	3	281.00	175	177
283	.03	179	178	2	296.00	178	179
284	.03	113	112	2	202.00	112	113
285	.03	265	192	4	288.00	192	195
286	.03	252	69	3	206.00	69	71
287	.03	247	94	3	129.00	94	96
288	.04	39	270	5	489.00	35	37
289	.04	257	234	4	245.00	39	40
290	.04	245	58	4	235.00	58	61
291	.04	26	256	5	148.00	54	56
292	.04	261	109	3	108.00	109	111
293	.04	216	115	3	233.00	115	117
294	.04	31	30	2	198.00	30	31
295	.04	232	97	3	148.00	97	99
296	.04	187	186	2	152.00	186	187
297	.04	269	65	4	197.00	65	68
298	.04	182	181	2	205.00	181	182
299	.04	246	281	5	290.00	181	17
300	.04	293	114	4	316.00	114	117
301	.04	263	105	4	174.00	105	108
302	.05	213	212	2	241.00	212	213
303	.05	291	53	4	217.00	53	56
304	.05	125	124	2	200.00	124	125
305	.05	148	147	2	263.00	147	148
306	.05	249	251	5	277.00	21	25
307	.05	156	155	2	451.00	155	156
308	.05	180	283	3	413.00	178	180
309	.05	122	255	3	235.00	120	122
310	.05	144	143	2	147.00	143	144
311	.05	201	200	2	128.00	200	201
312	.05	49	48	2	292.00	48	49
313	.05	262	256	4	205.00	203	206
314	.05	283	278	5	173.00	168	172
315	.05	288	34	6	545.00	34	39
316	.06	134	133	3	162.00	133	134
317	.06	211	210	2	183.00	210	211
318	.06	241	41	4	172.00	41	44
319	.06	129	128	2	129.00	128	129
320	.06	289	218	6	406.00	5	10

NOZUD NUMERO	INDICE	SUCCESSORS		EFFECT.	POINTS	COMPOSITION	
		AMT	BEAV			PREMIER	DENIER
321	.06	146	145	2	301.00	145	146
322	.06	185	233	3	286.00	183	185
323	.06	282	225	5	524.00	173	177
324	.06	277	100	5	330.00	100	104
325	.07	253	97	3	237.00	97	89
326	.07	119	118	2	253.00	118	119
327	.07	152	279	4	282.00	149	152
328	.07	76	272	5	291.00	72	76
329	.07	297	264	7	288.00	62	68
330	.07	290	57	5	309.00	57	61
331	.07	275	159	4	246.00	159	162
332	.07	313	202	5	292.00	202	206
333	.07	140	139	2	236.00	139	140
334	.08	29	28	2	309.00	28	29
335	.08	82	81	2	58.00	81	82
336	.08	287	228	5	250.00	92	96
337	.08	314	276	7	252.00	166	172
338	.08	198	197	2	224.00	197	198
339	.09	85	84	2	255.00	84	85
340	.09	300	284	6	518.00	112	117
341	.09	126	125	2	322.00	112	116
342	.09	127	126	2	316.00	112	116
343	.09	80	79	2	227.00	79	80
344	.09	240	306	7	462.00	21	27
345	.10	158	157	2	173.00	157	158
346	.10	259	296	5	369.00	186	190
347	.10	78	77	2	180.00	77	78
348	.10	46	45	2	127.00	45	46
349	.10	260	221	4	376.00	141	144
350	.10	312	317	4	424.00	210	213
351	.10	318	40	5	247.00	40	44
352	.11	307	250	4	646.00	153	156
353	.12	328	286	8	497.00	69	76
354	.12	267	239	8	521.00	13	20
355	.12	83	335	3	210.00	81	83
356	.13	303	280	7	500.00	50	56
357	.13	338	196	3	329.00	196	198
358	.14	309	326	5	488.00	118	122
359	.14	298	308	5	618.00	178	182
360	.14	323	128	3	285.00	128	140
361	.14	271	319	4	258.00	138	140
362	.15	329	310	12	597.00	128	131
363	.15	332	311	7	420.00	200	206
364	.16	266	284	4	462.00	30	33
365	.16	292	301	7	282.00	105	111
366	.16	310	311	6	413.00	159	164
367	.16	354	273	6	734.00	11	20
368	.17	316	132	10	229.00	132	134
369	.17	346	322	3	655.00	183	190
370	.19	334	295	8	478.00	97	104
371	.19	321	349	6	677.00	141	146
372	.20	285	191	5	486.00	191	195
373	.20	359	323	10	1142.00	173	182
374	.20	325	86	4	357.00	86	89
375	.20	396	274	7	304.00	90	96
376	.20	341	368	5	551.00	132	136



NOBID NUMERO	INDICE	SUCSESSBORG		EFFECT.	POIDS	COMPOSITION	
		ALINE	BEAU			PREMIER	DERNIER
377	.20	312	47	3	476.00	47	49
378	.20	334	344	9	771.00	21	29
379	.23	342	304	4	516.00	124	127
380	.23	209	208	2	145.00	208	209
381	.24	350	380	6	569.00	208	213
382	.24	352	327	8	928.00	149	156
383	.26	207	363	8	596.00	200	207
384	.26	315	364	10	1011.00	30	39
385	.26	347	353	10	677.00	69	78
386	.27	374	339	6	612.00	84	89
387	.28	366	345	8	586.00	157	164
388	.28	305	371	8	940.00	141	148
389	.28	360	137	4	392.00	137	140
390	.32	355	343	5	437.00	79	83
391	.35	384	378	19	1782.00	21	39
392	.36	348	351	7	374.00	40	46
393	.36	356	377	10	976.00	47	56
394	.39	340	365	13	800.00	105	117
395	.43	357	372	13	835.00	191	198
396	.44	369	373	8	895.00	191	198
397	.47	385	362	18	1797.00	173	190
398	.47	370	375	22	1274.00	57	78
399	.51	367	320	15	782.00	90	104
400	.59	396	337	16	1140.00	5	20
401	.60	394	398	25	2049.00	166	190
402	.63	382	388	28	1582.00	90	117
403	.66	379	123	16	1868.00	141	156
404	.66	403	358	5	731.00	123	127
405	.70	387	402	10	1219.00	118	127
406	.77	383	199	24	2454.00	141	164
407	.78	389	376	9	943.00	199	207
408	.81	397	393	32	2250.00	132	140
409	.82	395	400	9	2854.00	47	78
410	1.00	391	399	33	2864.00	166	198
411	1.24	381	406	35	2922.00	5	39
412	1.29	219	214	15	1293.00	199	213
413	1.39	409	165	4	384.00	1	4
414	1.46	408	392	34	3002.00	145	198
415	1.58	405	407	39	2624.00	40	78
416	1.98	414	410	33	2697.00	132	164
417	2.04	401	386	74	5346.00	84	117
418	3.17	417	390	34	2194.00	5	18
419	4.47	413	415	39	2631.00	79	117
420	4.88	418	416	67	6399.00	132	198
421	6.18	420	412	113	8177.00	5	117
422	7.27	404	421	113	8177.00	1	117
423	7.98	361	422	127	9780.00	1	137
424	13.23	419	423	131	10038.00	1	131
425	16.59	411	424	198	16437.00	1	198
				213	17730.00	1	213



**ANNEXE n° 15**

**LES MOTIVATIONS EXPLICITES**

**LE DENDOGRAMME**  
**(partition des motivations générales)**

1	.00	acco	---	+
2	1.29	houy	---	+
3	.02	levr	---	+
4	6.18	dart	---	+
5	.01	gefi	---	+
6	.06	unla	---	+
7	.01	rich	---	+
8	.04	ufdi	---	+
9	.02	bice	---	+
10	.31	aure	---	+
11	.03	sgar	---	+
12	.16	pape	---	+
13	.01	idem	---	+
14	.03	ppyl	---	+
15	.04	mais	---	+
16	.02	kali	---	+
17	.12	itro	---	+
18	.03	omni	---	+
19	.01	saag	---	+
20	1.00	ajux	---	+
21	.02	maaf	---	+
22	.05	jacq	---	+
23	.01	metr	---	+
24	.02	eduf	---	+
25	.09	ciga	---	+
26	.02	cdra	---	+
27	.20	sgac	---	+
28	.08	akam	---	+
29	.35	cvva	---	+
30	.04	erln	---	+
31	.16	icpv	---	+
32	.03	herl	---	+
33	.26	mont	---	+
34	.05	altu	---	+
35	.03	cfao	---	+
36	.01	naml	---	+
37	.02	bouc	---	+
38	.04	nick	---	+
39	1.99	rgxt	---	+
40	.10	midl	---	+
41	.06	mose	---	+
42	.01	alme	---	+
43	.02	acta	---	+
44	.36	geno	---	+
45	.10	mesn	---	+
46	1.46	neul	---	+
47	.20	poas	---	+
48	.05	paesq	---	+
49	.38	caii	---	+
50	.03	clld	---	+
51	.01	lyon	---	+
52	.13	lahb	---	+
53	.05	uebc	---	+
54	.02	cale	---	+
55	.04	elbe	---	+
56	.81	otls	---	+
57	.07	gaox	---	+
58	.04	alfl	---	+
59	.02	acca	---	+
60	.01	pech	---	+
61	.15	trgf	---	+
62	.03	slmh	---	+
63	.01	buel	---	+
64	.07	dema	---	+
65	.04	elac	---	+
66	.03	clhe	---	+
67	.01	auve	---	+
68	.47	pouli	---	+
69	.03	geaa	---	+
70	.02	enel	---	+
71	.12	cartu	---	+
72	.03	numa	---	+
73	.00	azko	---	+
74	.01	paba	---	+
75	.07	gilep	---	+
76	.26	cfpa	---	+
77	.10	upar	---	+

78	4.88	groc	---	+	+	+	+	+
79	.09	clpm	---	+	+	+	+	+
80	.32	navi	---	+	+	+	+	+
81	.08	opfi	---	+	+	+	+	+
82	.12	ofic	---	+	+	+	+	+
83	3.17	gaze	---	+	+	+	+	+
84	.09	occl	---	+	+	+	+	+
85	.27	mafi	---	+	+	+	+	+
86	.20	eude	---	+	+	+	+	+
87	.07	labo	---	+	+	+	+	+
88	.02	flpa	---	+	+	+	+	+
89	2.04	flpa	---	+	+	+	+	+
90	.03	pari	---	+	+	+	+	+
91	.20	baitz	---	+	+	+	+	+
92	.01	etie	---	+	+	+	+	+
93	.08	heke	---	+	+	+	+	+
94	.03	pang	---	+	+	+	+	+
95	.02	foto	---	+	+	+	+	+
96	.47	hart	---	+	+	+	+	+
97	.04	ford	---	+	+	+	+	+
98	.01	lata	---	+	+	+	+	+
99	.19	ford	---	+	+	+	+	+
100	.06	maba	---	+	+	+	+	+
101	.02	engr	---	+	+	+	+	+
102	.02	cdfn	---	+	+	+	+	+
103	.03	seil	---	+	+	+	+	+
104	.60	nest	---	+	+	+	+	+
105	.04	bqpa	---	+	+	+	+	+
106	.01	echl	---	+	+	+	+	+
107	.03	ldlp	---	+	+	+	+	+
108	.16	euri	---	+	+	+	+	+
109	.04	bicf	---	+	+	+	+	+
110	.02	pfiz	---	+	+	+	+	+
111	.39	sopr	---	+	+	+	+	+
112	.03	saui	---	+	+	+	+	+
113	.09	clnd	---	+	+	+	+	+
114	.04	bava	---	+	+	+	+	+
115	.04	saft	---	+	+	+	+	+
116	.00	pkbc	---	+	+	+	+	+
117	7.27	serus	---	+	+	+	+	+
118	.07	prlm	---	+	+	+	+	+
119	.14	delm	---	+	+	+	+	+
120	.02	ludj	---	+	+	+	+	+
121	.05	midl	---	+	+	+	+	+
122	.67	suez	---	+	+	+	+	+
123	.66	canb	---	+	+	+	+	+
124	.05	pate	---	+	+	+	+	+
125	.23	codu	---	+	+	+	+	+
126	.09	mlxc	---	+	+	+	+	+
127	7.98	cmxc	---	+	+	+	+	+
128	.06	coge	---	+	+	+	+	+
129	.15	lufp	---	+	+	+	+	+
130	.03	sanv	---	+	+	+	+	+
131	13.23	sanv	---	+	+	+	+	+
132	.17	scde	---	+	+	+	+	+
133	.06	sewm	---	+	+	+	+	+
134	.20	bohm	---	+	+	+	+	+
135	.09	heln	---	+	+	+	+	+
136	.78	merl	---	+	+	+	+	+
137	.28	hfl	---	+	+	+	+	+
138	.14	lior	---	+	+	+	+	+
139	.07	vlsh	---	+	+	+	+	+
140	1.98	jall	---	+	+	+	+	+
141	.01	euro	---	+	+	+	+	+
142	.10	carb	---	+	+	+	+	+
143	.02	gran	---	+	+	+	+	+
144	.19	thom	---	+	+	+	+	+
145	.06	bele	---	+	+	+	+	+
146	.28	emar	---	+	+	+	+	+
147	.05	clde	---	+	+	+	+	+
148	.63	boza	---	+	+	+	+	+
149	.03	unio	---	+	+	+	+	+
150	.02	csse	---	+	+	+	+	+
151	.07	scra	---	+	+	+	+	+
152	.24	oflg	---	+	+	+	+	+
153	.02	szhp	---	+	+	+	+	+
154	.11	schp	---	+	+	+	+	+
155	.05	valc	---	+	+	+	+	+
156	.70	galc	---	+	+	+	+	+

157	.10	grap	--+
158	.28	alif	--+
159	.07	remy	--+
160	.03	sgaa	--+
161	.03	ncpl	--+
162	.16	ross	--+
163	.05	rope	--+
164	4.47	mmmm	--+
165	1.39	pafr	--+
166	.03	fran	--+
167	.08	chat	--+
168	.03	como	--+
169	.05	cogo	--+
170	.02	copo	--+
171	.01	cosa	--+
172	.59	pake	--+
173	.01	poll	--+
174	.06	cegl	--+
175	.03	capj	--+
176	.02	mpol	--+
177	.20	luch	--+
178	.03	boll	--+
179	.05	thor	--+
180	.14	cdlc	--+
181	.04	bidc	--+
182	.44	arjo	--+
183	.01	doll	--+
184	.06	raff	--+
185	.17	hoes	--+
186	.04	ardo	--+
187	.10	meat	--+
188	.02	rayt	--+
189	.01	arto	--+
190	.82	mlne	--+
191	.20	ctfc	--+
192	.03	foug	--+
193	.02	pefl	--+
194	.03	lndi	--+
195	.43	edfa	--+
196	.13	fran	--+
197	.08	sofl	--+
198	16.59	sopa	--+
199	.77	canu	--+
200	.05	vult	--+
201	.15	prln	--+
202	.07	mode	--+
203	.01	amld	--+
204	.05	rada	--+
205	.02	comp	--+
206	.26	lamp	--+
207	1.24	rall	--+
208	.23	afpl	--+
209	.24	dofa	--+
210	.06	cedl	--+
211	.10	deck	--+
212	.05	alio	--+
213		clao	--+

FIN DE LA PROCEDURE \*\* RECLIP \*\*  
 Classification ascendante

**ANNEXE n° 16**

**LES MOTIVATIONS EXPLICITES**

**LA PARTITION RETENUE EN 6 CLASSES**  
**(motivations générales)**

CONSOLIDATION DE LA PARTITION AUPRES DES 6 CENTRES DE CLASSES,  
 REALISEE PAR 10 ITERATIONS A CENTRES MOBILES

PROGRESSION DE L'INERTIE INTER-CLASSES

ITERATION	I. TOTALE	I. INTER	COEFFICIENT
0	.688112	.352624	.5125
1	.688112	.368359	.5353
2	.688112	.372899	.5419
3	.688112	.373974	.5435
4	.688112	.374437	.5442
5	.688112	.374447	.5442
6	.688112	.374447	.5442

ARRÊT APRES L'ITERATION 6 : L'ACCROISSEMENT DE L'INERTIE INTER-CLASSES  
 PAR RAPPORT A L'ITERATION PRECEDENTE N'EST QUE DE .000 %.

DECOMPOSITION DE L'INERTIE CALCULEE SUR 7 AXES

	INERTIES		EFFECTIFS		POIDS		DISTANCES	
	AVANT	APRES	AVANT	APRES	AVANT	APRES	AVANT	APRES
INERTIE INTER-CLASSES	.3526	.3744						
INERTIES INTRA-CLASSE								
CLASSE 1 / 6	.0090	.0090	4	4	384.00	384.00	1.9657	1.9657
CLASSE 2 / 6	.1723	.1053	113	76	8177.00	5369.00	.0742	.1887
CLASSE 3 / 6	.0135	.0144	10	11	1219.00	1286.00	.8743	.7396
CLASSE 4 / 6	.0016	.0086	4	6	288.00	385.00	3.9483	2.9145
CLASSE 5 / 6	.1164	.1556	67	101	6399.00	9013.00	.1528	.0937
CLASSE 6 / 6	.0227	.0227	15	15	1293.00	1293.00	1.4514	1.4514
INERTIE TOTALE	.6881	.6881						

COEFFICIENT (INERTIE INTER / INERTIE TOTALE) : AVANT ... .5125  
 APRES ... .5442



COORDONNES ET VALEURS-TEST SUR LES AXES 1 A 7

CLASSES		COORDONNES					VALEURS-TEST						
IDEN - LIBELLE	EFFEC. P.ABS	DISTO	1	2	3	4	5	1	2	3	4	5	
COUPURE 'a' DE L'ARBRE EN 6 CLASSES													
ea1a - CLASSE 1 / 6	4	384.00	1.97	.00	.36	.16	-.55	-1.08	-.01	2.04	1.05	-3.88	-7.79
ea2a - CLASSE 2 / 6	76	5369.00	.19	-.40	-.07	.05	.14	-.04	-10.65	-2.03	1.64	5.18	-1.43
ea3a - CLASSE 3 / 6	11	1286.00	.80	-.42	-.16	-.20	-.60	.17	-3.51	-1.47	2.23	-7.17	2.13
ea4a - CLASSE 4 / 6	6	385.00	2.91	-.42	-.13	-1.63	-.11	.17	-2.58	-.89	-13.00	-.96	1.49
ea5a - CLASSE 5 / 6	101	9013.00	-.09	.22	.20	.00	.03	.06	7.64	7.57	.22	1.49	3.00
ea6a - CLASSE 6 / 6	15	1291.00	1.45	.63	-1.01	.00	.01	-.17	6.28	-11.23	.06	.20	-2.47

CLASSES		COORDONNES							VALEURS-TEST						
IDEN - LIBELLE	EFFEC. P.ABS	DISTO	6	7	0	0	0	6	7	0	0	0	0		
COUPURE 'a' DE L'ARBRE EN 6 CLASSES															
ea1a - CLASSE 1 / 6	4	384.00	1.97	.42	-.41	.00	.00	3.19	-3.16	.00	.00	.00	.00		
ea2a - CLASSE 2 / 6	76	5369.00	.19	.06	-.02	.00	.00	2.59	-.81	.00	.00	.00	.00		
ea3a - CLASSE 3 / 6	11	1286.00	.80	-.41	-.07	.00	.00	-5.15	-.92	.00	.00	.00	.00		
ea4a - CLASSE 4 / 6	6	385.00	2.91	.17	-.01	.00	.00	-1.59	-.14	.00	.00	.00	.00		
ea5a - CLASSE 5 / 6	101	9013.00	-.09	-.01	.01	.00	.00	-.57	-.78	.00	.00	.00	.00		
ea6a - CLASSE 6 / 6	15	1291.00	1.45	.04	.04	.00	.00	.55	.54	.00	.00	.00	.00		

COMPOSITION DE : COUPURE 'a' DE L'ARBRE EN 6 CLASSES

----- CLASSE 1 / 6 -----  
 acco bouy dart levr

-----CLASSR 2 / 6

auve	azko	balz	baya	bice	bicf
buel	cafn	caru	cfpa	clne	clmi
ciem	coba	coro	dana	enei	flba
flpa	ford	ford	gaza	gefi	gefi
geox	dlop	gecc	harr	hake	herl
lepv	idip	jata	lebo	olld	lyon
meti	mosa	ocel	ogic	pech	opfi
ocls	paba	pang	pari	pech	pefi
poul	puke	rich	sati	sauk	schl
scoc	sgcc	slmh	sopr	sude	tall
trln	ucbc	utbi	unla	sure	erus
auri	pbas	toct	bqpa	elbe	paed
alfl	navl	nmas	upar		

-----CLASSR 3 / 6

camp	crax	codu	delm	mldi	mlxt
pate	prln	tuof	axam	suez	

-----CLASSR 4 / 6

saunv	coge	magn	sanc	jmfp	neul
-------	------	------	------	------	------

-----CLASSR 5 / 6

agna	ajux	ardo	arfo	arto	azkp
beun	bide	boli	bora	bouc	capg
carb	clfc	cqgi	cgae	cnat	ciga
coms	copo	cosa	dola	elac	elac
elff	enqr	erap	flor	foug	fran
geno	gran	glic	hehn	lcto	jacq
jall	kall	lind	juch	maaf	mart
metz	mldi	mlne	moet	mont	mose
mouk	omni	pern	ppgi	pukes	raff
rayt	remy	rope	ross	scrc	sduf
sead	sail	seaw	shme	sode	sepa
stle	tale	tsaf	thom	unio	vale
apof	cfec	cide	euro	fram	gefc
murm	pape	poli	sohn	sofi	thor
tjai	vlen	idem	acte	alhu	offg
metz	cgvs	hoes	sele	emer	pefi
hand	ncpl	neac	ngac	nlick	

-----CLASSR 6 / 6

alio	amld	canu	cedl	comp	deck
prfn	rada	afpi	temp	vult	ctao
dofa	mode	rall			

COUPURE 'e' DE L'ARBRE EN 6 CLASSES

DESCRIPTION SOMMAIRE

CLASSE	ERRCPTP	POIDS	CONTENU
ee1e	4	384.00	1 A 4
ee2e	113	8177.00	5 A 117
ee3e	10	1219.00	118 A 127
ee4e	4	258.00	128 A 131
ee5e	67	6399.00	132 A 198
ee6e	15	1293.00	199 A 213

COORDONNES ET VALEURS-TEST SUR LES AXES 1 A 7

IDEN - LIBELLE	CLASSES	ERRC.	P. ABS	DISTO	COORDONNES					VALEURS-TEST				
					1	2	3	4	5	1	2	3	4	5
COUPURE 'e' DE L'ARBRE EN 6 CLASSES														
ee1e - CLASSE 1 / 6	4	384.00	1.97	.00	.36	.16	-.55	-1.08	-.01	2.04	1.05	-3.88	-7.79	
ee2e - CLASSE 2 / 6	113	8177.00	.07	-.26	-.01	.00	.07	.00	-9.80	-.36	-.18	3.86	-.02	
ee3e - CLASSE 3 / 6	10	1219.00	.83	-.43	-.16	.20	-.61	.17	-3.43	-1.47	2.07	-6.95	1.95	
ee4e - CLASSE 4 / 6	4	258.00	3.95	-.47	-.11	-1.92	-.12	.11	-2.34	-.60	-12.43	-.85	.76	
ee5e - CLASSE 5 / 6	67	6399.00	.15	.30	.23	.03	.06	.06	7.32	6.25	1.06	2.10	2.26	
ee6e - CLASSE 6 / 6	15	1293.00	1.45	.63	-1.01	.00	.01	-.17	6.28	-11.23	.06	.20	-2.47	

IDEN - LIBELLE	CLASSES	ERRC.	P. ABS	DISTO	COORDONNES					VALEURS-TEST				
					6	7	0	0	0	6	7	0	0	0
COUPURE 'e' DE L'ARBRE EN 6 CLASSES														
ee1e - CLASSE 1 / 6	4	384.00	1.97	.42	-.41	.00	.00	.00	3.19	-3.16	.00	.00	.00	
ee2e - CLASSE 2 / 6	113	8177.00	.07	.05	-.03	.00	.00	.00	3.04	-1.64	.00	.00	.00	
ee3e - CLASSE 3 / 6	10	1219.00	.83	-.42	.08	.00	.00	.00	-5.05	.99	.00	.00	.00	
ee4e - CLASSE 4 / 6	4	258.00	3.95	-.12	.06	.00	.00	.00	.87	1.44	.00	.00	.00	
ee5e - CLASSE 5 / 6	67	6399.00	.15	-.03	.04	.00	.00	.00	-.93	1.34	.00	.00	.00	
ee6e - CLASSE 6 / 6	15	1293.00	1.45	.04	.04	.00	.00	.00	.55	.54	.00	.00	.00	



**ANNEXE n° 17**

**LES MOTIVATIONS EXPLICITES**

**L'HISTOGRAMME DES INDICES DE NIVEAU  
(Partition des motivations génériques)**

CLASSIFICATION ASCENDANTE HIERARCHIQUE : DESCRIPTION DES 50 NOEUDS D'INDICES LES PLUS ELEVES

NUM.	AINE	BENU	EFF.	POIDS	INDICE	HISTOGRAMME DES INDICES DE NIVEAU
196	153	77	4	633.00	.00170	**
197	173	180	7	1121.00	.00172	**
198	171	192	6	762.00	.00172	**
199	18	178	6	625.00	.00177	**
200	187	85	6	614.00	.00178	**
201	86	177	3	388.00	.00179	**
202	74	1	2	286.00	.00182	**
203	182	179	5	1158.00	.00184	**
204	201	189	10	1154.00	.00185	**
205	172	98	4	274.00	.00189	**
206	53	38	2	477.00	.00221	**
207	175	150	6	650.00	.00224	**
208	169	186	10	2752.00	.00236	**
209	39	33	2	124.00	.00238	**
210	167	140	4	379.00	.00244	**
211	204	170	13	1509.00	.00246	**
212	188	44	3	639.00	.00252	**
213	210	49	5	459.00	.00266	**
214	199	35	7	729.00	.00294	**
215	198	89	7	827.00	.00301	**
216	211	196	17	2142.00	.00339	**
217	193	208	14	4284.00	.00372	**
218	212	207	9	1289.00	.00384	**
219	197	144	9	1639.00	.00384	**
220	200	195	14	1460.00	.00403	**
221	215	164	9	995.00	.00426	**
222	160	209	7	397.00	.00431	**
223	205	183	4	483.00	.00453	**
224	191	217	19	4914.00	.00537	**
225	181	184	6	465.00	.00557	**
226	213	107	6	519.00	.00612	**
227	9	51	2	267.00	.00615	**
228	219	206	11	2116.00	.00659	**
229	226	214	13	1248.00	.00748	**
230	223	203	12	1641.00	.00790	**
231	120	202	3	457.00	.00991	**
232	194	230	14	1791.00	.01006	**
233	224	220	33	6374.00	.01255	**
234	216	225	23	2607.00	.01472	**
235	234	233	56	8981.00	.01758	**
236	221	218	18	2284.00	.01761	**
237	229	228	24	3364.00	.02695	**
238	235	231	59	9498.00	.03237	**
239	237	236	42	5648.00	.03563	**
240	222	238	63	9835.00	.03706	**
241	232	240	77	11626.00	.04161	**
242	227	241	79	11893.00	.04706	**
243	59	242	80	11978.00	.05187	**
244	239	69	43	5752.00	.07311	**
245	244	243	123	17730.00	.09671	**

SOMME DES INDICES DE NIVEAU = .68811

**ANNEXE n° 18**

**LES MOTIVATIONS EXPLICITES**

**LA DESCRIPTION DES NŒUDS DE LA HIERARCHIE  
(partition des motivations génériques)**

NUMERO	NOEUD	INDICE	SUCCESSEURS		EFFECT.	POIDS	COMPOSITION	
			AINE	BENJ			PREMIER	DERNIER
124		.01	10	9	2	132.00	9	10
125		.02	115	114	2	160.00	114	115
126		.02	22	21	2	427.00	21	22
127		.02	40	39	2	144.00	39	40
128		.02	66	65	2	437.00	65	66
129		.03	46	45	2	382.00	45	46
130		.03	87	86	2	238.00	86	87
131		.03	33	32	2	161.00	32	33
132		.03	8	7	2	261.00	7	8
133		.03	126	20	3	514.00	20	22
134		.03	29	28	2	253.00	28	29
135		.03	74	73	2	157.00	73	74
136		.03	110	109	2	329.00	109	110
137		.03	99	98	2	192.00	98	99
138		.03	52	51	2	336.00	51	52
139		.03	132	6	3	512.00	6	8
140		.04	121	120	2	200.00	120	121
141		.04	54	53	2	139.00	53	54
142		.04	17	16	2	238.00	16	17
143		.04	24	23	2	133.00	23	24
144		.05	103	102	2	518.00	102	103
145		.05	49	48	2	206.00	48	49
146		.05	26	25	2	480.00	25	26
147		.05	113	112	2	151.00	112	113
148		.05	124	139	5	644.00	6	10
149		.05	133	19	4	644.00	19	19
150		.05	83	82	2	278.00	82	83
151		.06	15	14	2	114.00	14	15
152		.06	105	104	2	153.00	104	105
153		.06	129	44	3	491.00	44	46
154		.06	56	55	2	225.00	55	56
155		.06	34	131	3	289.00	32	34
156		.07	42	41	2	141.00	41	42
157		.07	11	148	6	707.00	6	11
158		.07	36	35	2	341.00	35	36
159		.07	116	125	3	379.00	114	116
160		.07	63	62	2	273.00	62	63
161		.07	107	106	2	568.00	106	107
162		.08	146	143	4	613.00	23	26
163		.08	142	151	4	352.00	14	17
164		.08	92	91	2	168.00	91	92
165		.08	130	85	3	297.00	85	87
166		.08	96	95	2	357.00	95	96
167		.09	123	122	2	179.00	122	123
168		.10	157	5	7	776.00	5	11
169		.10	27	162	5	1975.00	23	27
170		.11	145	47	3	355.00	47	49
171		.11	137	97	3	267.00	97	99
172		.11	75	135	3	208.00	73	75
173		.11	136	108	3	400.00	108	110
174		.12	71	70	2	155.00	70	71



NUMERO	NOEUD	INDICE	SUCCESEURS	EFFECT.	POIDS	COMPOSITION	PREMIER	DERNIER
			AINE	BENJ				
175		.12	165	84	4	372.00	84	87
176		.12	138	50	3	402.00	50	52
177		.13	58	57	2	144.00	57	58
178		.13	159	147	5	530.00	112	116
179		.14	128	64	3	588.00	64	66
180		.14	161	152	4	721.00	104	107
181		.14	156	127	4	285.00	39	42
182		.14	68	67	2	570.00	67	68
183		.14	174	69	3	209.00	69	71
184		.15	38	37	2	180.00	37	38
185		.15	154	141	4	364.00	53	56
186		.15	149	18	5	777.00	18	22
187		.16	163	13	5	412.00	13	17
188		.16	90	89	2	555.00	89	90
189		.17	185	176	2	766.00	50	56
190		.17	31	30	7	1279.00	30	31
191		.18	158	155	5	630.00	32	36
192		.20	166	94	3	495.00	94	96
193		.20	190	134	4	1532.00	28	31
194		.21	77	76	2	150.00	76	77
195		.24	168	4	8	846.00	4	11
196		.25	153	43	4	633.00	43	46
197		.25	173	180	7	1121.00	104	110
198		.25	171	192	6	762.00	94	99
199		.26	117	178	6	625.00	112	117
200		.26	187	12	6	614.00	12	17
201		.26	59	177	3	388.00	57	59
202		.26	2	1	2	286.00	1	2
203		.27	182	179	5	1158.00	64	68
204		.27	201	189	10	1154.00	50	59
205		.27	172	72	4	274.00	72	75
206		.32	101	100	2	477.00	100	101
207		.33	175	150	6	650.00	82	87
208		.34	169	186	10	2752.00	18	27
209		.35	61	60	2	124.00	60	61
210		.35	167	140	4	379.00	120	123
211		.36	204	170	13	1509.00	47	59
212		.37	188	88	3	639.00	88	90
213		.39	210	119	5	459.00	119	123
214		.43	199	111	7	729.00	111	117
215		.44	198	93	7	827.00	93	99
216		.49	211	196	17	2142.00	43	59
217		.54	193	208	14	4284.00	18	31
218		.56	212	207	9	1289.00	82	90
219		.56	197	144	9	1639.00	102	110
220		.59	200	195	14	1460.00	102	117
221		.62	215	164	9	995.00	91	99
222		.63	160	209	4	397.00	60	63
223		.66	205	163	7	483.00	69	75
224		.78	191	217	19	4914.00	18	36
225		.81	184	184	6	465.00	37	42
226		.89	213	118	6	519.00	118	123
227		.89	79	78	2	267.00	78	79
228		.96	219	206	11	2116.00	100	110
229		1.09	226	214	13	1248.00	111	123
230		1.15	223	203	12	1641.00	64	75

NUMERO	NOEUD INDICE	SUCCESSSEURS		EFFECT.	POIDS	COMPOSITION	
		AINE	BENU			PREMIER	DERNIER
231	1.44	3	202	3	457.00	1	3
232	1.46	194	230	14	1791.00	64	77
233	1.82	224	220	33	6374.00	4	36
234	2.14	216	225	23	2607.00	37	59
235	2.56	234	233	56	8981.00	4	59
236	2.56	221	218	18	2284.00	82	99
237	3.92	229	228	24	3364.00	100	123
238	4.70	235	231	59	9438.00	1	59
239	5.18	237	236	42	5648.00	82	123
240	5.39	222	238	63	9835.00	1	63
241	6.05	232	240	77	11626.00	1	77
242	6.84	227	241	79	11893.00	1	79
243	7.54	80	242	80	11978.00	1	80
244	10.62	239	81	43	5752.00	81	123
245	14.05	244	243	123	17730.00	1	123

**ANNEXE n° 19**

**LES MOTIVATIONS EXPLICITES**

**LE DENDOGRAMME**  
**(partition des motivations génériques)**

66	.27	acti	---	*	+
67	.14	mino	---	*	+
68	1.15	acti	---	*	+
69	.14	base	---	+	
70	.12	rest	---	+	
71	.66	rais	---	*	+
72	.27	prtx	---	+	
73	.03	sttu	---	+	
74	.11	divi	---	*	+
75	1.46	exer	---	*	+
76	.21	ope	---	*	+
77	6.84	fusi	---	*	+
78	.89	f111	---	*	+
79	7.54	assu	---	*	+
80	14.05	immo	---	*	+
81	10.62	maga	---	*	+
82	.05	mach	---	*	+
83	.33	indu	---	*	+
84	.12	conc	---	*	+
85	.08	stra	---	*	+
86	.03	tech	---	*	+
87	.56	euro	---	*	+
88	.37	equi	---	*	+
89	.16	fran	---	*	+
90	2.56	inte	---	*	+
91	.08	fabr	---	*	+
92	.62	prod	---	*	+
93	.44	piac	---	*	+
94	.20	prod	---	*	+
95	.08	spec	---	*	+
96	.25	marc	---	*	+
97	.11	plan	---	*	+
98	.03	lead	---	*	+
99	5.18	dime	---	*	+
100	.32	doma	---	*	+
101	.96	f111	---	*	+
102	.05	renf	---	*	+
103	.56	dave	---	*	+
104	.06	comp	---	*	+
105	.14	stru	---	*	+
106	.07	acti	---	*	+
107	.25	sect	---	*	+
108	.11	dive	---	*	+
109	.03	nouv	---	*	+
110	3.92	real	---	*	+
111	.43	dist	---	*	+
112	.05	syne	---	*	+
113	.13	tmpl	---	*	+
114	.02	conc	---	*	+
115	.07	comm	---	*	+
116	.26	regr	---	*	+
117	1.09	chif	---	*	+
118	.89	regi	---	*	+
119	.39	expl	---	*	+
120	.04	meil	---	*	+
121	.35	comm	---	*	+
122	.09	vent	---	*	+
123		rese	---	*	+

FIN DE LA PROCEDURE \*\* RECIP \*\*  
 Classification ascendante

RANG	IND.	IDEN	DENDROGRAMME (INDICES EN POURCENTAGE DE LA SOMME DES INDICES :	.68811	MIN =	.01%	MAX = 14.05%)
1	.26	acco	----	+			
2	1.44	mere	-----+				
3	4.70	tier	-----+				
4	.24	opa	-----+				
5	.10	majo	-----+				
6	.03	cap1	-----+				
7	.03	dect	-----+				
8	.05	prop	-----+				
9	.01	cota	-----+				
10	.07	bour	-----+				
11	.59	cess	-----+				
12	.26	part	-----+				
13	.16	hold	-----+				
14	.06	cons	-----+				
15	.08	pers	-----+				
16	.04	inte	-----+				
17	1.82	cont	-----+				
18	.15	appo	-----+				
19	.05	augm	-----+				
20	.03	pour	-----+				
21	.02	pouv	-----+				
22	.34	avan	-----+				
23	.04	offr	-----+				
24	.08	pres	-----+				
25	.05	pres	-----+				
26	.10	poss	-----+				
27	.54	visè	-----+				
28	.03	exer	-----+				
29	.20	fill	-----+				
30	.17	inte	-----+				
31	.78	intt	-----+				
32	.03	bene	-----+				
33	.06	env1	-----+				
34	.18	gest	-----+				
35	.07	pol1	-----+				
36	2.56	acqu	-----+				
37	.15	succ	-----+				
38	.81	offr	-----+				
39	.02	actu	-----+				
40	.14	cons	-----+				
41	.07	vale	-----+				
42	2.14	act1	-----+				
43	.25	nece	-----+				
44	.06	fnve	-----+				
45	.03	fnva	-----+				
46	.49	obje	-----+				
47	.11	ense	-----+				
48	.05	assu	-----+				
49	.36	cond	-----+				
50	.12	prop	-----+				
51	.03	lmpo	-----+				
52	.17	cons	-----+				
53	.04	exis	-----+				
54	.15	post	-----+				
55	.06	moye	-----+				
56	.27	main	-----+				
57	.13	econ	-----+				
58	.26	disp	-----+				
59	5.39	perf	-----+				
60	.35	dir1	-----+				
61	.63	echa	-----+				
62	.07	entr	-----+				
63	6.05	pers	-----+				
64	.14	oper	-----+				
65	.02	prop	-----+				



**ANNEXE n° 20**

**LES MOTIVATIONS EXPLICITES**

**LA PARTITION RETENUE EN 10 CLASSES**  
**(motivations génériques)**

COUPURE 'g' DE L'ARBRE EN 10 CLASSES

DESCRIPTION SOMMAIRE

CLASSE	EFFECTIF	POIDS	CONTENU
9019	3	457.00	1 A 3
9029	56	8981.00	4 A 59
9039	4	397.00	60 A 63
9049	14	1791.00	64 A 77
9059	2	267.00	78 A 79
9069	1	85.00	80 A 80
9079	1	104.00	81 A 81
9089	18	2284.00	82 A 99
9099	11	2116.00	100 A 110
9109	13	1248.00	111 A 123

COORDONNEES ET VALEURS-TEST SUR LES AXES 1 A 7

IDEN	LIBELLE	CLASSES		EFFEC.	P.ABS	DISTO	COORDONNEES					VALEURS-TEST				
		1	2				1	2	3	4	5	1	2	3	4	5
COUPURE 'g' DE L'ARBRE EN 10 CLASSES																
9019	- CLASSE	1 / 10	3	457.00	1.36		-1.11	.16	.11	.81	-.23	-.47	.79	.63	4.96	-1.44
9029	- CLASSE	2 / 10	56	8981.00	.02		-.12	-.03	-.08	.00	-.02	-3.03	-.92	-.62	.07	-1.60
9039	- CLASSE	3 / 10	4	397.00	1.63		.03	.17	.21	-.45	-.97	.16	.94	1.37	-3.22	-7.06
9049	- CLASSE	4 / 10	14	1791.00	.55		-.59	-.12	.23	.12	-.08	-5.77	-1.29	2.94	1.74	-1.11
9059	- CLASSE	5 / 10	2	267.00	3.26		-.65	-.32	.48	-1.24	.39	-2.28	-1.27	2.18	-6.18	2.00
9069	- CLASSE	6 / 10	1	85.00	11.15		-.83	-.20	-3.15	-.39	.44	-2.06	-.57	-10.13	-1.38	1.58
9079	- CLASSE	7 / 10	1	104.00	12.79		1.67	-3.06	-.01	.13	-.76	4.13	-8.50	-.04	.45	-2.73
9089	- CLASSE	8 / 10	18	2284.00	.47		.46	.47	.07	-.02	-.02	5.26	5.95	.98	-.36	-1.41
9099	- CLASSE	9 / 10	11	2116.00	.23		.21	.09	.04	.00	.31	1.77	.89	.45	.05	3.82
9109	- CLASSE	10 / 10	13	1248.00	.54		.60	-.38	.06	-.03	.10	5.66	-4.06	.77	-.41	1.34



IDEN	LIBELLE	CLASSES	EFFEC.	P.ABS	DISTO	COORDONNEES				VALEURS-TEST						
						6	7	0	0	0	0	6	7	0	0	
COUPURE 'g' DE L'ARBRE EN 10 CLASSES																
9019	-	CLASSE 1 / 10	3	457.00	1.36	-	.73	-	.26	.00	.00	.00	-4.77	-1.75	.00	.00
9029	-	CLASSE 2 / 10	56	8981.00	.02	-	.03	-	.01	.00	.00	.00	-1.28	-.48	.00	.00
9039	-	CLASSE 3 / 10	4	397.00	1.63	-	.46	-	.45	.00	.00	.00	3.45	-3.45	.00	.00
9049	-	CLASSE 4 / 10	14	1791.00	.55	-	.24	-	.23	.00	.00	.00	3.60	3.44	.00	.00
9059	-	CLASSE 5 / 10	2	267.00	3.26	-	.88	-	.22	.00	.00	.00	-4.69	1.19	.00	.00
9069	-	CLASSE 6 / 10	1	85.00	11.15	-	.38	-	.16	.00	.00	.00	1.42	-.60	.00	.00
9079	-	CLASSE 7 / 10	18	104.00	12.79	-	.16	-	.10	.00	.00	.00	.61	.39	.00	.00
9089	-	CLASSE 8 / 10	11	2284.00	.47	-	.02	-	.16	.00	.00	.00	.27	2.77	.00	.00
9099	-	CLASSE 9 / 10	11	2116.00	.23	-	.13	-	.26	.00	.00	.00	1.67	-3.43	.00	.00
9109	-	CLASSE 10 / 10	13	1248.00	.54	-	.08	-	.11	.00	.00	.00	-1.15	1.55	.00	.00

CONSOLIDATION DE LA PARTITION AUTOUR DES 10 CENTRES DE CLASSES,  
 REALISEE PAR 10 ITERATIONS A CENTRES MOBILES

PROGRESSION DE L'INERTIE INTER-CLASSES

ITERATION	I. TOTALE	I. INTER	QUOTIENT
0	.688112	.442380	.6429
1	.688112	.451046	.6555
2	.688112	.451432	.6560
3	.688112	.452082	.6570

ARRET APRES L'ITERATION 3 : L'ACCROISSEMENT DE L'INERTIE INTER-CLASSES  
 PAR RAPPORT A L'ITERATION PRECEDENTE N'EST QUE DE .144 %.

DECOMPOSITION DE L'INERTIE CALCULEE SUR 7 AXES

	INERTIES		EFFECTIFS		POIDS		DISTANCES	
	AVANT	APRES	AVANT	APRES	AVANT	APRES	AVANT	APRES
INERTIE INTER-CLASSES	.44224	.45221						
INERTIES INTRA-CLASSE								
CLASSE 1 / 10	.0117	.0132	3	4	457.00	526.00	1.3608	1.2162
CLASSE 2 / 10	.1027	.0719	56	41	8981.00	7423.00	.0238	.0238
CLASSE 3 / 10	.0072	.0072	4	4	397.00	397.00	1.6270	1.6270
CLASSE 4 / 10	.0325	.0428	14	22	1791.00	2617.00	.5463	.4339
CLASSE 5 / 10	.0061	.0061	2	2	267.00	267.00	3.2633	3.2633
CLASSE 6 / 10	.0000	.0000	1	1	85.00	85.00	111.1497	11.1497
CLASSE 7 / 10	.0000	.0000	1	1	104.00	104.00	12.7885	12.7885
CLASSE 8 / 10	.0417	.0495	18	22	2284.00	2694.00	.4665	.4001
CLASSE 9 / 10	.0175	.0201	11	14	2116.00	2454.00	.2311	.2086
CLASSE 10 / 10	.0262	.0251	13	12	1248.00	1163.00	.5447	.5838
INERTIE TOTALE	.6881	.6881						

QUOTIENT (INERTIE INTER / INERTIE TOTALE) : AVANT ... .6429  
 APRES ... .6570

COORDONNEES ET VALEURS-TEST SUR LES AXES 1 A 7

CLASSES		COORDONNEES					VALEURS-TEST							
IDEN	LIBELLE	EFFEC.	P.ABS	DISTO	1	2	3	4	5	1	2	3	4	5
COUPURE 'g' DE L'ARBRE EN 10 CLASSES														
9019	- CLASSE 1 / 10	4	526.00	1.22	-.15	.14	.13	.77	-.20	-.75	.80	.83	5.50	-1.47
9029	- CLASSE 2 / 10	41	7423.00	.02	-.10	-.04	-.11	-.02	-.02	-1.89	-.80	-2.73	-.44	-.44
9039	- CLASSE 3 / 10	4	397.00	1.63	.03	.17	.21	-.45	-.97	.16	.94	1.37	-3.22	-7.06
9049	- CLASSE 4 / 10	22	2617.00	.43	-.56	-.12	.18	.15	-.06	-7.17	-1.71	3.05	2.67	-1.16
9059	- CLASSE 5 / 10	2	267.00	3.26	-.65	-.32	.48	-1.24	.39	-2.28	-1.27	2.18	-6.18	2.00
9069	- CLASSE 6 / 10	1	85.00	11.15	-.83	-.20	-3.15	-.39	.44	-2.06	-8.57	-10.13	-1.38	1.58
9079	- CLASSE 7 / 10	1	104.00	12.79	1.67	-3.06	-.01	.13	-.76	4.13	-8.50	-.04	.45	-2.73
9089	- CLASSE 8 / 10	22	2694.00	.40	.42	.44	.05	-.05	-.06	5.42	6.29	.79	-.87	-1.03
9099	- CLASSE 9 / 10	14	2454.00	.21	.19	.06	.04	.01	.31	1.86	6.65	.57	.16	4.36
9109	- CLASSE 10 / 10	12	1163.00	.58	.62	-.40	.07	-.04	.09	5.59	-4.02	.80	-.45	1.17

CLASSES		COORDONNEES					VALEURS-TEST							
IDEN	LIBELLE	EFFEC.	P.ABS	DISTO	6	7	0	0	0	6	7	0	0	0
COUPURE 'g' DE L'ARBRE EN 10 CLASSES														
9019	- CLASSE 1 / 10	4	526.00	1.22	-.68	-.24	.00	.00	.00	-5.14	-1.87	.00	.00	.00
9029	- CLASSE 2 / 10	41	7423.00	.02	-.02	-.01	.00	.00	.00	-.63	-.28	.00	.00	.00
9039	- CLASSE 3 / 10	4	397.00	1.63	.46	-.45	.00	.00	.00	3.45	-3.45	.00	.00	.00
9049	- CLASSE 4 / 10	22	2617.00	.43	.14	.16	.00	.00	.00	2.67	3.12	.00	.00	.00
9059	- CLASSE 5 / 10	2	267.00	3.26	-.88	.22	.00	.00	.00	-4.69	1.19	.00	.00	.00
9069	- CLASSE 6 / 10	1	85.00	11.15	.38	-.16	.00	.00	.00	1.42	-.60	.00	.00	.00
9079	- CLASSE 7 / 10	1	104.00	12.79	.16	.10	.00	.00	.00	.61	.39	.00	.00	.00
9089	- CLASSE 8 / 10	22	2694.00	.40	.00	.14	.00	.00	.00	.03	2.70	.00	.00	.00
9099	- CLASSE 9 / 10	14	2454.00	.21	.11	-.25	.00	.00	.00	1.58	-3.75	.00	.00	.00
9109	- CLASSE 10 / 10	12	1163.00	.58	-.09	.12	.00	.00	.00	-1.25	1.70	.00	.00	.00

COMPOSITION DE : COUPURE 'g' DE L'ARBRE EN 10 CLASSES

----- CLASSE 1 / 10 -----

accord majorite merex tierx

----- CLASSE 2 / 10 -----

acquisition	actif	actuel	apport	assur	augmentation
avanc	beneficier	condition	conserver	constituer	control
disposition	ensemble	envieager	existence	financement	gestion
important	initx	intention	interet	investissement	maintien
objectif	offre	offrir	opa	participation	performance
perspective	politique	possibilite	poursuite	pouvoir	present
presenter	propre	succes	valeur	visex	

----- CLASSE 3 / 10 -----

dirigeants	exchange	entreprise	personnel		
------------	----------	------------	-----------	--	--

----- CLASSE 4 / 10 -----

action	actionnaire	base	bourse	capital	cession
consl	cotation	decision	dividende	exercice	fusion
holding	minoritaire	ope	operation	prfx	proposer
propretaire	raison	restructuration	situation		

----- CLASSE 5 / 10 -----

assurance	filia				
-----------	-------	--	--	--	--

----- CLASSE 6 / 10 -----

immobilier					
------------	--	--	--	--	--

----- CLASSE 7 / 10 -----

magasin					
---------	--	--	--	--	--

----- CLASSE 8 / 10 -----

concurrance	dimension	economie	equipement	europa	fabrication
france	industrie	international	leader	marche	moyen
necessite	place	plan	position	production	produits
recherche	specialisation	strategie	technologie		

----- CLASSE 9 / 10 -----

activite	commun	complementaire	developpement	diversification	domaine
exercer	filiale	filix	nouveau	realisation	renforcement
secteur	structure				

----- CLASSE 10 / 10 -----

chiffreaffaires	commercial	concerner	distribution	exploitation	implantation
meilleur	region	regroupement	reseau	synergie	vente

=====

FIN DE LA PROCEDURE \*\* PARTI \*\*

partition

\*\* STOP : FIN DE L'ANALYSE \*\*

=====

**ANNEXE n° 21**

**LES MOTIVATIONS EXPLICITES**

**LES VALEURS PROPRES DE L'A.C.M.  
(analyse combinatoire)**

-----  
 EDITION DES VALEURS PROPRES  
 -----

APERCU DE LA PRECISION DES CALCULS :      TRACE AVANT DIAGONALISATION .... 1.0000  
 -----  
                                               SOMME DES VALEURS PROPRES ..... 1.0000

HISTOGRAMME DES 10 PREMIERES VALEURS PROPRES  
 -----

NUMERO	VALEUR PROPRE	POURCENT.	POURCENT. CUMULE	
1	0.2181	21.81	21.81	*****
2	0.1468	14.68	36.49	*****
3	0.1280	12.80	49.29	*****
4	0.1035	10.35	59.64	*****
5	0.0877	8.77	68.41	*****
6	0.0770	7.70	76.10	*****
7	0.0674	6.74	82.84	*****
8	0.0664	6.64	89.48	*****
9	0.0582	5.82	95.30	*****
10	0.0470	4.70	100.00	*****

**ANNEXE n° 22**

**LES MOTIVATIONS EXPLICITES**

- L'HISTOGRAMME DES INDICES DE NIVEAU**
- LA DESCRIPTION DES NŒUDS DE LA HIERARCHIE**
- LE DENDOGRAMME**

**(analyse combinatoire)**

-----  
 CLASSIFICATION ASCENDANTE HIERARCHIQUE : DESCRIPTION DES 60 NOEUDS D'INDICES LES PLUS ELEVES  
 -----

NUM.	AINE	BENJ	EFF.	POIDS	INDICE	HISTOGRAMME DES INDICES DE NIVEAU
366	225	160	10	10.00	0.00022	*
367	92	358	8	8.00	0.00023	*
368	146	232	3	3.00	0.00023	*
369	347	329	5	5.00	0.00025	*
370	4	50	2	2.00	0.00025	*
371	338	340	5	5.00	0.00026	*
372	195	367	9	9.00	0.00028	*
373	317	316	4	4.00	0.00029	*
374	334	184	7	7.00	0.00029	*
375	341	344	8	8.00	0.00029	*
376	343	370	4	4.00	0.00030	*
377	147	105	2	2.00	0.00032	*
378	335	368	5	5.00	0.00033	*
379	254	363	6	6.00	0.00034	*
380	362	352	6	6.00	0.00044	*
381	350	318	5	5.00	0.00045	*
382	359	323	4	4.00	0.00050	*
383	348	311	4	4.00	0.00052	*
384	373	312	6	6.00	0.00062	*
385	327	326	4	4.00	0.00064	*
386	150	353	4	4.00	0.00067	*
387	320	158	4	4.00	0.00067	*
388	361	371	9	9.00	0.00070	*
389	240	351	11	11.00	0.00072	*
390	375	354	12	12.00	0.00074	*
391	324	255	20	20.00	0.00077	*
392	360	377	5	5.00	0.00078	*
393	357	389	15	15.00	0.00083	*
394	176	378	6	6.00	0.00088	*
395	387	73	5	5.00	0.00094	*
396	365	369	9	9.00	0.00097	*
397	39	197	2	2.00	0.00113	*
398	364	315	6	6.00	0.00121	*
399	385	376	8	8.00	0.00134	*
400	374	372	16	16.00	0.00139	*
401	386	383	8	8.00	0.00143	*
402	166	24	2	2.00	0.00170	**
403	390	379	18	18.00	0.00177	**
404	303	310	49	49.00	0.00189	**
405	393	366	25	25.00	0.00219	**
406	392	397	7	7.00	0.00225	**
407	325	384	8	8.00	0.00261	**
408	382	396	13	13.00	0.00279	**
409	394	380	12	12.00	0.00303	**
410	395	381	10	10.00	0.00351	***
411	401	356	10	10.00	0.00493	****
412	406	388	16	16.00	0.00514	****
413	404	391	69	69.00	0.00551	****
414	409	400	28	28.00	0.00620	****
415	413	405	94	94.00	0.00801	*****
416	399	402	10	10.00	0.00836	*****
417	407	411	18	18.00	0.00857	*****
418	392	414	34	34.00	0.00898	*****
419	408	403	31	31.00	0.00916	*****
420	416	417	28	28.00	0.01818	*****
421	410	418	44	44.00	0.02004	*****
422	412	419	47	47.00	0.02770	*****
423	422	421	91	91.00	0.08620	*****
424	420	423	119	119.00	0.10065	*****
425	415	424	213	213.00	0.12789	*****

SOMME DES INDICES DE NIVEAU = 0.49289



DESCRIPTION DES NOEUDS DE LA HIERARCHIE. (INDICES EN POURCENTAGE DE LA SOMME DES INDICES : 0.49289)

NOEUD		SUCCESEURS		EFFECT.	POIDS	COMPOSITION	
NUMERO	INDICE	AINE	BENJ			PREMIER	DERNIER
214	0.00	2	1	2	2.00	1	2
215	0.00	7	6	2	2.00	6	7
216	0.00	215	5	3	3.00	5	7
217	0.00	12	11	2	2.00	11	12
218	0.00	129	128	2	2.00	128	129
219	0.00	218	127	3	3.00	127	129
220	0.00	219	126	4	4.00	126	129
221	0.00	220	125	5	5.00	125	129
222	0.00	221	124	6	6.00	124	129
223	0.00	222	123	7	7.00	123	129
224	0.00	223	122	8	8.00	122	129
225	0.00	224	121	9	9.00	121	129
226	0.00	134	133	2	2.00	133	134
227	0.00	16	15	2	2.00	15	16
228	0.00	227	14	3	3.00	14	16
229	0.00	228	13	4	4.00	13	16
230	0.00	131	130	2	2.00	130	131
231	0.00	56	55	2	2.00	55	56
232	0.00	24	23	2	2.00	23	24
233	0.00	21	20	2	2.00	20	21
234	0.00	39	38	2	2.00	38	39
235	0.00	54	53	2	2.00	53	54
236	0.00	140	139	2	2.00	139	140
237	0.00	236	138	3	3.00	138	140
238	0.00	237	137	4	4.00	137	140
239	0.00	238	136	5	5.00	136	140
240	0.00	239	135	6	6.00	135	140
241	0.00	62	61	2	2.00	61	62
242	0.00	59	58	2	2.00	58	59
243	0.00	242	57	3	3.00	57	59
244	0.00	143	142	2	2.00	142	143
245	0.00	154	153	2	2.00	153	154
246	0.00	245	152	3	3.00	152	154
247	0.00	246	151	4	4.00	151	154
248	0.00	247	150	5	5.00	150	154
249	0.00	248	149	6	6.00	149	154
250	0.00	249	148	7	7.00	148	154
251	0.00	250	147	8	8.00	147	154
252	0.00	146	145	2	2.00	145	146
253	0.00	66	65	2	2.00	65	66
254	0.00	50	49	2	2.00	49	50
255	0.00	251	252	10	10.00	145	154
256	0.00	164	163	2	2.00	163	164
257	0.00	256	162	3	3.00	162	164
258	0.00	257	161	4	4.00	161	164
259	0.00	258	160	5	5.00	160	164
260	0.00	259	159	6	6.00	159	164
261	0.00	260	158	7	7.00	158	164
262	0.00	261	157	8	8.00	157	164
263	0.00	156	155	2	2.00	155	156
264	0.00	213	212	2	2.00	212	213
265	0.00	264	211	3	3.00	211	213
266	0.00	265	210	4	4.00	210	213
267	0.00	266	209	5	5.00	209	213
268	0.00	267	208	6	6.00	208	213
269	0.00	268	207	7	7.00	207	213
270	0.00	269	206	8	8.00	206	213
271	0.00	197	196	2	2.00	196	197
272	0.00	271	195	3	3.00	195	197
273	0.00	272	194	4	4.00	194	197
274	0.00	273	193	5	5.00	193	197

NOEUD		SUCCESEURS		EFFECT.	POIDS	COMPOSITION	
NUMERO	INDICE	AINE	BENJ			PREMIER	DERNIER
275	0.00	274	192	6	6.00	192	197
276	0.00	275	191	7	7.00	191	197
277	0.00	276	190	8	8.00	190	197
278	0.00	189	188	2	2.00	188	189
279	0.00	278	187	3	3.00	187	189
280	0.00	279	186	4	4.00	186	189
281	0.00	280	185	5	5.00	185	189
282	0.00	281	184	6	6.00	184	189
283	0.00	282	183	7	7.00	183	189
284	0.00	283	182	8	8.00	182	189
285	0.00	181	180	2	2.00	180	181
286	0.00	285	179	3	3.00	179	181
287	0.00	286	178	4	4.00	178	181
288	0.00	287	177	5	5.00	177	181
289	0.00	288	176	6	6.00	176	181
290	0.00	289	175	7	7.00	175	181
291	0.00	290	174	8	8.00	174	181
292	0.00	205	204	2	2.00	204	205
293	0.00	292	203	3	3.00	203	205
294	0.00	293	202	4	4.00	202	205
295	0.00	294	201	5	5.00	201	205
296	0.00	295	200	6	6.00	200	205
297	0.00	296	199	7	7.00	199	205
298	0.00	297	198	8	8.00	198	205
299	0.00	270	298	16	16.00	198	213
300	0.00	299	277	24	24.00	190	213
301	0.00	300	284	32	32.00	182	213
302	0.00	301	291	40	40.00	174	213
303	0.00	302	173	41	41.00	173	213
304	0.00	172	171	2	2.00	171	172
305	0.00	304	170	3	3.00	170	172
306	0.00	305	169	4	4.00	169	172
307	0.00	306	168	5	5.00	168	172
308	0.00	307	167	6	6.00	167	172
309	0.00	308	166	7	7.00	166	172
310	0.00	309	165	8	8.00	165	172
311	0.00	95	94	2	2.00	94	95
312	0.00	103	102	2	2.00	102	103
313	0.00	84	83	2	2.00	83	84
314	0.00	31	30	2	2.00	30	31
315	0.00	314	29	3	3.00	29	31
316	0.00	105	104	2	2.00	104	105
317	0.00	107	106	2	2.00	106	107
318	0.00	36	35	2	2.00	35	36
319	0.00	44	43	2	2.00	43	44
320	0.00	319	42	3	3.00	42	44
321	0.00	70	69	2	2.00	69	70
322	0.00	321	68	3	3.00	68	70
323	0.00	73	72	2	2.00	72	73
324	0.00	262	263	10	10.00	155	164
325	0.00	109	108	2	2.00	108	109
326	0.00	117	116	2	2.00	116	117
327	0.00	119	118	2	2.00	118	119
328	0.00	52	51	2	2.00	51	52
329	0.00	64	63	2	2.00	63	64
330	0.00	77	76	2	2.00	76	77
331	0.00	226	132	3	3.00	132	134
332	0.00	3	214	3	3.00	1	3
333	0.00	244	141	3	3.00	141	143
334	0.00	229	217	6	6.00	11	16
335	0.01	27	26	2	2.00	26	27
336	0.01	48	47	2	2.00	47	48
337	0.01	99	98	2	2.00	98	99
338	0.01	80	79	2	2.00	79	80
339	0.01	46	45	2	2.00	45	46
340	0.01	78	330	3	3.00	76	78

NOEUD		SUCESSEURS		EFFECT.	POIDS	COMPOSITION	
NUMERO	INDICE	AINE	BEUJ			PREMIER	DERNIER
341	0.01	241	60	3	3.00	60	62
342	0.01	313	82	3	3.00	82	84
343	0.01	115	114	2	2.00	114	115
344	0.01	243	231	5	5.00	55	59
345	0.02	22	233	3	3.00	20	22
346	0.02	4	332	4	4.00	1	4
347	0.02	67	253	3	3.00	65	67
348	0.02	97	96	2	2.00	96	97
349	0.02	34	33	2	2.00	33	34
350	0.02	234	37	3	3.00	37	39
351	0.02	331	230	5	5.00	130	134
352	0.02	18	17	2	2.00	17	18
353	0.02	100	337	3	3.00	98	100
354	0.03	235	328	4	4.00	51	54
355	0.03	91	90	2	2.00	90	91
356	0.03	93	92	2	2.00	92	93
357	0.03	144	333	4	4.00	141	144
358	0.03	216	346	7	7.00	1	7
359	0.03	75	74	2	2.00	74	75
360	0.03	355	89	3	3.00	89	91
361	0.03	342	81	4	4.00	81	84
362	0.04	345	19	4	4.00	19	22
363	0.04	336	339	4	4.00	45	48
364	0.04	349	32	3	3.00	32	34
365	0.04	71	322	4	4.00	68	71
366	0.05	225	120	10	10.00	120	129
367	0.05	8	358	8	8.00	1	8
368	0.05	25	232	3	3.00	23	25
369	0.05	347	329	5	5.00	63	67
370	0.05	113	112	2	2.00	112	113
371	0.05	338	340	5	5.00	76	80
372	0.06	9	367	9	9.00	1	9
373	0.06	317	316	4	4.00	104	107
374	0.06	334	10	7	7.00	10	16
375	0.06	341	344	8	8.00	55	62
376	0.06	343	370	4	4.00	112	115
377	0.07	88	87	2	2.00	87	88
378	0.07	335	368	5	5.00	23	27
379	0.07	254	363	6	6.00	45	50
380	0.09	362	352	6	6.00	17	22
381	0.09	350	318	5	5.00	35	39
382	0.10	359	323	4	4.00	72	75
383	0.11	348	311	4	4.00	94	97
384	0.13	373	312	6	6.00	102	107
385	0.13	327	326	4	4.00	116	119
386	0.14	101	353	4	4.00	98	101
387	0.14	320	41	4	4.00	41	44
388	0.14	361	371	9	9.00	76	84
389	0.15	240	351	11	11.00	130	140
390	0.15	375	354	12	12.00	51	62
391	0.16	324	255	20	20.00	145	164
392	0.16	360	377	5	5.00	87	91
393	0.17	357	389	15	15.00	130	144
394	0.18	28	378	6	6.00	23	28
395	0.19	387	40	5	5.00	40	44
396	0.20	365	369	9	9.00	63	71
397	0.23	86	85	2	2.00	85	86
398	0.25	364	315	6	6.00	29	34
399	0.27	385	376	8	8.00	112	119
400	0.28	374	372	16	16.00	1	16
401	0.29	386	383	8	8.00	94	101
402	0.35	111	110	2	2.00	110	111
403	0.36	390	379	18	18.00	45	62
404	0.38	303	310	49	49.00	165	213
405	0.44	393	366	25	25.00	120	144
406	0.46	392	397	7	7.00	85	91

NOEUD		SUCESSEURS				COMPOSITION	
NUMERO	INDICE	AINE	BENJ	EFFECT.	POIDS	PREMIER	DERNIER
407	0.53	325	384	8	8.00	102	109
408	0.57	382	396	13	13.00	63	75
409	0.62	394	380	12	12.00	17	28
410	0.71	395	381	10	10.00	35	44
411	1.00	401	356	10	10.00	92	101
412	1.04	406	388	16	16.00	76	91
413	1.12	404	391	69	69.00	145	213
414	1.26	409	400	28	28.00	1	28
415	1.63	413	405	94	94.00	120	213
416	1.70	399	402	10	10.00	110	119
417	1.74	407	411	18	18.00	92	109
418	1.82	398	414	34	34.00	1	34
419	1.86	408	403	31	31.00	45	75
420	3.69	416	417	28	28.00	92	119
421	4.07	410	418	44	44.00	1	44
422	5.62	412	419	47	47.00	45	91
423	17.49	422	421	91	91.00	1	91
424	20.42	420	423	119	119.00	1	119
425	25.95	415	424	213	213.00	1	213

RANG IND. IDEN DENDROGRAMME (INDICES EN POURCENTAGE DE LA SOMME DES INDICES : 0.49289 MIN = 0.00% / MAX = 25.95%)

1	0.00	ACCO	--+	
2	0.00	BOUY	--*	
3	0.02	PAPE	--*	
4	0.03	SEVM	--*	
5	0.00	SCHN	--*	
6	0.00	CGEE	--*	
7	0.05	SOPA	--*	
8	0.06	MERL	--*	
9	0.28	OFIG	--*+	
10	0.06	TJSI	--+!	
11	0.00	LYON	--*!	
12	0.00	SSEC	--*!	
13	0.00	MOUL	--*!	
14	0.00	LUCH	--*!	
15	0.00	CHAT	--*!	
16	1.26	LEBO	--*---+!	
17	0.02	POLI	--+!	!
18	0.09	MIDL	--*	!
19	0.04	PEFI	--*	!
20	0.00	SELE	--*	!
21	0.02	MONI	--*	!
22	0.62	CEGI	--*+!	!
23	0.00	COBA	--+!	!
24	0.05	MAIS	--*!	!
25	0.07	SUDE	--*!	!
26	0.01	SCOA	--*!	!
27	0.18	HEIN	--*!	!
28	1.82	PBAS	--*---+!	
29	0.00	MINE	--+!	!
30	0.00	CDFC	--*	!
31	0.25	RAYT	--*+	!
32	0.04	CARB	--+!	!
33	0.02	CIDE	--*!	!
34	4.07	AJUX	--*---+!	
35	0.00	BORA	--+!	!
36	0.09	HCES	--*	!
37	0.02	GEFC	--*	!
38	0.00	EMER	--*	!
39	0.71	NICK	--*+!	!
40	0.19	GTIC	--+!	!
41	0.14	VALE	--*!	!
42	0.00	ARJO	--*!	!
43	0.00	CAPG	--*!	!
44	17.49	THOR	--*---+!	
45	0.01	UPAR	--+!	!
46	0.04	CFPA	--*	!
47	0.01	ALFI	--*	!
48	0.07	DART	--*	!
49	0.00	PABQ	--*	!
50	0.36	SUEZ	--*+!	!
51	0.00	AURE	--+!	!
52	0.03	BOLL	--*!	!
53	0.00	NAMI	--*!	!
54	0.15	GEEA	--*!	!
55	0.00	NGXT	--*!	!
56	0.01	SODE	--*!	!
57	0.00	UNLA	--*!	!
58	0.00	EURI	--*!	!
59	0.06	THOM	--*!	!
60	0.01	JACQ	--*!	!
61	0.00	SOFI	--*!	!
62	1.86	GEOX	--*---+!	
63	0.00	FIRA	--+!	!
64	0.05	NSMS	--*	!
65	0.00	ENEL	--*	!
66	0.02	NEST	--*	!
67	0.20	ERAP	--*	!
68	0.00	HEKE	--*	!
69	0.00	SCHL	--*	!
70	0.04	CDFH	--*	!
71	0.57	LAHE	--*+!	!
72	0.00	BAYA	--+!	!
73	0.10	SAFI	--*!	!
74	0.03	GAZE	--*!	!
75	5.62	MAFI	--*---+!	
76	0.00	CFEO	--+!	!
77	0.01	DELM	--*	!
78	0.05	LEVR	--*	!
79	0.01	ERUS	--*	!
80	0.14	SAUL	--*	!
81	0.03	GEFI	--*	!
82	0.01	PATE	--*	!
83	0.00	CODU	--*	!
84	1.04	HERL	--*---+!	
85	0.23	CGVS	--+!	!
86	0.46	CNAX	--*+!	!
87	0.07	OLID	--+!	!
88	0.16	TAIL	--*!	!
89	0.03	CAMB	--*!	!
90	0.03	NAVI	--*!	!
91	20.42	OCCI	--*---+!	
92	0.03	RALL	--+!	!
93	1.00	CFAO	--*---+!	
94	0.00	LIND	--+!	!
95	0.11	TRIN	--*	!
96	0.02	VISH	--*	!
97	0.29	PERN	--*+!	!
98	0.01	ELFF	--+!	!
99	0.02	MIDI	--*!	!
100	0.14	ICPV	--*!	!
101	1.74	TEMP	--*---+!	
102	0.00	MOET	--+!	!
103	0.13	ARDO	--*	!
104	0.00	ROSS	--*	!
105	0.06	MUMM	--*	!

106	0.00	CIGA	---	*	!
107	0.53	RAFF	---	+	!
108	0.00	RADA	---	!	!
109	3.69	AMID	---	*	!
110	0.35	CANU	---	+	!
111	1.70	DCFA	---	*	!
112	0.05	DOCK	---	+	!
113	0.06	ALLO	---	*	!
114	0.01	CEDI	---	*	!
115	0.27	MODE	---	+	!
116	0.00	COMP	---	!	!
117	0.13	SFPI	---	!	!
118	0.00	VUIT	---	!	!
119	25.95	PRIN	---	*	!
120	0.05	AGEF	---	+	!
121	0.00	ALTU	---	*	!
122	0.00	FRAM	---	*	!
123	0.00	PUKS	---	*	!
124	0.00	GOCC	---	*	!
125	0.00	FOUG	---	*	!
126	0.00	ELEC	---	*	!
127	0.00	EBFA	---	*	!
128	0.00	BOUC	---	*	!
129	0.44	AGAA	---	+	!
130	0.00	CIPM	---	!	!
131	0.02	POUL	---	!	!
132	0.00	UFBL	---	!	!
133	0.00	FIPA	---	!	!
134	0.15	BOPA	---	!	!
135	0.00	SIMH	---	!	!
136	0.00	NEUI	---	!	!
137	0.00	MOSE	---	!	!
138	0.00	ELBE	---	!	!
139	0.00	ACTE	---	!	!
140	0.17	GENO	---	!	!
141	0.00	CIMI	---	!	!
142	0.00	MAGN	---	!	!
143	0.03	SAMC	---	!	!
144	1.63	CIHE	---	+	!
145	0.00	ROPO	---	!	!
146	0.00	TCSF	---	*	!
147	0.00	REMY	---	*	!
148	0.00	OFFI	---	*	!
149	0.00	OGIC	---	*	!
150	0.00	MOSS	---	*	!
151	0.00	IDIP	---	*	!
152	0.00	GRAN	---	*	!
153	0.00	NCPI	---	*	!
154	0.16	DOLL	---	*	!
155	0.00	TUDJ	---	*	!
156	0.00	PRIM	---	*	!
157	0.00	MIXT	---	*	!
158	0.00	MRAF	---	*	!
159	0.00	AXAM	---	*	!
160	0.00	JALL	---	*	!
161	0.00	DENA	---	*	!
162	0.00	COGO	---	*	!
163	0.00	BAIZ	---	*	!
164	1.12	CERU	---	+	!
165	0.00	SIME	---	!	!
166	0.00	IMFP	---	!	!
167	0.00	UCBC	---	!	!
168	0.00	OMNI	---	!	!
169	0.00	SAHV	---	!	!
170	0.00	OTIS	---	!	!
171	0.00	COGE	---	!	!
172	0.38	TALE	---	+	!
173	0.00	EURO	---	!	!
174	0.00	TOTA	---	!	!
175	0.00	PABA	---	!	!
176	0.00	PAMG	---	!	!
177	0.00	PARI	---	!	!
178	0.00	FRAN	---	!	!
179	0.00	PECH	---	!	!
180	0.00	FOND	---	!	!
181	0.00	FORD	---	!	!
182	0.00	PFTZ	---	!	!
183	0.00	FLOR	---	!	!
184	0.00	PPGI	---	!	!
185	0.00	ARTO	---	!	!
186	0.00	ENGR	---	!	!
187	0.00	PUKC	---	!	!
188	0.00	COPO	---	!	!
189	0.00	COXA	---	!	!
190	0.00	CCMO	---	!	!
191	0.00	SELI	---	!	!
192	0.00	ADKE	---	!	!
193	0.00	SOPR	---	!	!
194	0.00	RICH	---	!	!
195	0.00	STLE	---	!	!
196	0.00	BIDE	---	!	!
197	0.00	BUEL	---	!	!
198	0.00	IDEM	---	!	!
199	0.00	META	---	!	!
200	0.00	Lafa	---	!	!
201	0.00	KALI	---	!	!
202	0.00	ITTO	---	!	!
203	0.00	UNIO	---	!	!
204	0.00	GIEP	---	!	!
205	0.00	HARR	---	!	!
206	0.00	BICF	---	!	!
207	0.00	BFCF	---	!	!
208	0.00	BENN	---	!	!
209	0.00	AZKP	---	!	!
210	0.00	SCRE	---	!	!
211	0.00	SDUF	---	!	!
212	0.00	SEAG	---	!	!

213 ----- AZKO -----\*\*--\*--\*

=====

FIN DE LA PROCEDURE \*\* RECIP \*\*  
Arbre hiérarchique

=====

----- SPAD.N - MODIFICATION DE PARAMETRES -----

NGRO='Macintosh HD:SPADN:Dicomb3.NGRO.test'

-----





**ANNEXE n° 23**

**LES MOTIVATIONS EXPLICITES**

**LA PARTITION RETENUE**

**(analyse combinatoire)**

STATISTICAL MANN-WHITNEY U TEST

NONPARAM By variable UO

STATS Group 1: 1 Group 2: 2

variable	Rank Sum Group 1	Rank Sum Group 2	U	Z	p-level	Z adjusted	p-level	Valid N Group 1	Valid N Group 2
U4	4638.000	4678.000	2292.000	-.087047	.9306351	-.087047	.9306351	68	68
U9	4638.000	4678.000	2292.000	-.087047	.9306351	-.087047	.9306351	68	68
U19	4875.000	4441.000	2095.000	-.944455	.3449445	-.944459	.3449421	68	68
U24	4616.000	4700.000	2270.000	-.182798	.8549579	-.182798	.8549579	68	68
U29	4750.000	4566.000	2220.000	-.400414	.6888543	-.400519	.6887769	68	68
U34	4711.000	4605.000	2259.000	-.230673	.8175701	-.230734	.8175231	68	68
U39	4839.000	4477.000	2131.000	-.787771	.4308365	-.787775	.4308343	68	68

N-2

N-1

-----  
 CONSOLIDATION DE LA PARTITION AUTOUR DES 4 CENTRES DE CLASSES,  
 REALISEE PAR 10 ITERATIONS A CENTRES MOBILES  
 -----

-----  
 PROGRESSION DE L'INERTIE INTER-CLASSES  
 -----

ITERATION	I. TOTALE	I. INTER	QUOTIENT
0	0.492885	0.314738	0.6386
1	0.492885	0.324466	0.6583
2	0.492885	0.327768	0.6650
3	0.492885	0.328744	0.6670
4	0.492885	0.328744	0.6670
5	0.492885	0.328744	0.6670

ARRET APRES L'ITERATION 5 : L'ACCROISSEMENT DE L'INERTIE INTER-CLASSES  
 PAR RAPPORT A L'ITERATION PRECEDENTE N'EST QUE DE 0.000 %.

-----  
 DECOMPOSITION DE L'INERTIE CALCULEE SUR 3 AXES  
 -----

	INERTIES		EFFECTIFS		POIDS		DISTANCES	
	AVANT	APRES	AVANT	APRES	AVANT	APRES	AVANT	APRES
INERTIE INTER-CLASSES	0.3147	0.3287						
INERTIES INTRA-CLASSE								
CLASSE 1 / 4	0.0502	0.0554	44	50	44.00	50.00	0.4304	0.3660
CLASSE 2 / 4	0.0567	0.0320	47	31	47.00	31.00	0.3052	0.5818
CLASSE 3 / 4	0.0509	0.0446	28	25	28.00	25.00	0.6620	0.7594
CLASSE 4 / 4	0.0204	0.0322	94	107	94.00	107.00	0.1619	0.1374
INERTIE TOTALE	0.4929	0.4929						

-----  
 QUOTIENT (INERTIE INTER / INERTIE TOTALE) : AVANT ... 0.6386  
 APRES ... 0.6670  
 -----

-----  
 COORDONNEES ET VALEURS-TEST SUR LES AXES 1 A 3  
 -----

CLASSES	EFFEC.	P.ABS	DISTO	COORDONNEES					VALEURS-TEST					
				1	2	3	0	0	1	2	3	0	0	
IDEN - LIBELLE														
COUPURE 'b' DE L'ARBRE EN 4 CLASSES														
bb1b - CLASSE 1 / 4	50	50.00	0.37	-0.96	0.38	1.06	0.00	0.00	-7.75	3.06	8.53	0.00	0.00	
bb2b - CLASSE 2 / 4	31	31.00	0.58	-1.01	-1.23	-1.04	0.00	0.00	-6.05	-7.38	-6.27	0.00	0.00	
bb3b - CLASSE 3 / 4	25	25.00	0.76	-0.07	1.90	-1.34	0.00	0.00	-0.39	10.07	-7.12	0.00	0.00	
bb4b - CLASSE 4 / 4	107	107.00	0.14	0.76	-0.26	0.12	0.00	0.00	11.09	-3.87	1.77	0.00	0.00	

-----  
 COMPOSITION DE : COUPURE 'b' DE L'ARBRE EN 4 CLASSES  
 -----

----- CLASSE 1 / 4 -----

UPAR AJUX ARJO BOLL BORA BOUY CAPG CARB CDFC CEGI CGEE CHAT COBA GEEA GTIC HEIN LEBE LIND LUCH LYON MERL MIDL MINE MONT MOUL  
RAYT SCOA SEVM SGEC SOPA SUDE TRIN VALE AURE CIDE GEFC PAPE POLI SCHN THOR TJSI VISH OFIG MAIS HOES SELE EMER PEFI NAMI NICK

----- CLASSE 2 / 4 -----

BAYA CAMB CFPA CNAX CODU DART DELM FIBA GAZE GEPT GEOX HERL MAFI OCCI OLID PATE SAFT SAUL TAIL CFED ERUS LEVR PRAS SOFI SUEZ  
CGVS PABQ ALFI NAVI NSMS UPAR

----- CLASSE 3 / 4 -----

ALLO AMID ARDO CANU CEDI CIGA COMP DOCK ELFF ICPV MIDI MOET PERN PRIN RADA RAFF ROSS SFPI TEMP VUIT CFAO DOFA MODE MUMM RALL

----- CLASSE 4 / 4 -----

AGAA ARTO AUXE AZKO AZKP BAIZ BENN BFCE BICF BIDE BOUC BUEL CDFH CERU CIHE CIMI CIPM COGO COMO COPO COSA DENA DOLL EBFA ELEC  
ENEL ENGR ERAP FIPA FLOR FOND FORD FOGG FRAN GENO GIEP GOCC GRAN HARR HEKE IDIP ITTO JACQ JALL KALI LAFA LAHE MAAF META MIXT  
MOSE MOSS OGIC OMNI OFFI OTIS PABA PAMG PARI PECH PFIZ POUL PFGI PRIM PUKC PUKS REMY RICH ROPO SCHL SCRE SDUF SEAG SELI SIME  
SIMH SODE SOPR STLE TALE TCSF THOM TUDJ UCBC UFBL UNIO UNLA AGEF AXAM EURI EURO FRAM SAMV TOTA IDEM CGGE ACTE BQPA ALIU MAGN  
SAMC ELBE IMFP NCPI NEST NEUI NGXT

**ANNEXE n° 24**

**LES MOTIVATIONS EXPLICITES**

**LA DESCRIPTION DES CLASSES  
PAR LES LOGIQUES GENERIQUES  
(analyse combinatoire)**

=====  
 CARACTERISATION PAR LES MODALITES  
 DES CLASSES OU MODALITES DE : COUPURE 'b' DE L'ARBRE EN 4 CLASSES  
 =====

MODALITES CARACTERISTIQUES		IDEN	POURCENTAGES			POIDS	V. TEST	PROBA
			CLA/MOD	MOD/CLA	GLOBAL			
CLASSE 1 / 4		bb1b			23.47	50		
dg8	presence	AI01	94.59	70.00	17.37	37	10.44	0.000
dg9	presence	AJ01	46.43	78.00	39.44	84	6.22	0.000
dg3	presence	AD01	50.00	58.00	27.23	58	5.19	0.000
dg2	presence	AC01	50.98	52.00	23.94	51	4.88	0.000
dg10	presence	AK01	40.54	30.00	17.37	37	2.39	0.008
dg10	absence	AK02	19.89	70.00	82.63	176	-2.39	0.008
dg2	absence	AC02	14.81	48.00	76.06	162	-4.88	0.000
dg3	absence	AD02	13.55	42.00	72.77	155	-5.19	0.000
dg9	absence	AJ02	8.53	22.00	60.56	129	-6.22	0.000
dg8	absence	AI02	8.52	30.00	82.63	176	-10.44	0.000
CLASSE 2 / 4		bb2b			14.55	31		
dg4	presence	AE01	67.65	74.19	15.96	34	8.07	0.000
dg5	presence	AF01	41.27	83.87	29.58	63	6.68	0.000
dg1	presence	AB01	32.20	61.29	27.70	59	4.09	0.000
dg2	presence	AC01	33.33	54.84	23.94	51	3.87	0.000
dg3	presence	AD01	29.31	54.84	27.23	58	3.35	0.000
dg3	absence	AD02	9.03	45.16	72.77	155	-3.35	0.000
dg2	absence	AC02	8.64	45.16	76.06	162	-3.87	0.000
dg1	absence	AB02	7.79	38.71	72.30	154	-4.09	0.000
dg5	absence	AF02	3.33	16.13	70.42	150	-6.68	0.000
dg4	absence	AE02	4.47	25.81	84.04	179	-8.07	0.000
CLASSE 3 / 4		bb3b			11.74	25		
dg7	presence	AH01	100.00	60.00	7.04	15	8.24	0.000
dg10	presence	AK01	56.76	84.00	17.37	37	7.85	0.000
dg8	absence	AI02	14.20	100.00	82.63	176	2.50	0.006
dg8	presence	AI01	0.00	0.00	17.37	37	-2.50	0.006
dg10	absence	AK02	2.27	16.00	82.63	176	-7.85	0.000
dg7	absence	AH02	5.05	40.00	92.96	198	-8.24	0.000

MODALITES CARACTERISTIQUES		IDEN	POURCENTAGES		POIDS	V.TEST	PROBA
		CLA/MOD	MOD/CLA	GLOBAL			
CLASSE 4 / 4		bb4b	50.23	107			
dg2	absence	AC02	64.20	97.20	76.06	162	7.60 0.000
dg10	absence	AK02	60.80	100.00	82.63	176	7.31 0.000
dg3	absence	AD02	64.52	93.46	72.77	155	6.95 0.000
dg8	absence	AI02	60.23	99.07	82.63	176	6.75 0.000
dg9	absence	AJ02	66.67	80.37	60.56	129	5.90 0.000
dg5	absence	AF02	62.00	86.92	70.42	150	5.25 0.000
dg7	absence	AH02	54.04	100.00	92.96	198	4.15 0.000
dg4	absence	AE02	56.42	94.39	84.04	179	4.07 0.000
dg1	absence	AB02	58.44	84.11	72.30	154	3.76 0.000
dg1	presence	AB01	28.81	15.89	27.70	59	-3.76 0.000
dg4	presence	AE01	17.65	5.61	15.96	34	-4.07 0.000
dg7	presence	AH01	0.00	0.00	7.04	15	-4.15 0.000
dg5	presence	AF01	22.22	13.08	29.58	63	-5.25 0.000
dg9	presence	AJ01	25.00	19.63	39.44	84	-5.90 0.000
dg8	presence	AI01	2.70	0.93	17.37	37	-6.75 0.000
dg3	presence	AD01	12.07	6.54	27.23	58	-6.95 0.000
dg10	presence	AK01	0.00	0.00	17.37	37	-7.31 0.000
dg2	presence	AC01	5.88	2.80	23.94	51	-7.60 0.000





**ANNEXE n° 25**

**LA COMPOSITION DES ECHANTILLONS D'ENTREPRISES  
POUR L'ETUDE DES MOTIVATIONS, RAISONS ET STRATEGIES  
DES OFFRES PUBLIQUES D'ACHAT ET D'ECHANGE  
(avec l'identificateur utilisé pour les analyses de données)**

## ANNEXE 25-A

### LA COMPOSITION DE L'ECHANTILLON D'ENTREPRISES INITIATRICES DE 1970 à 1982

• SA TELECOMMUNICATIONS (1982)	SATE
• AUXILIAIRE D'ENTREPRISE (1980)	SAEX
• GRANDS MOULINS DE PANTIN (1980)	PANT
• L'ALLOBROGE (1980)	ALLO
• DOCKS DE FRANCE (1980)	DOCK
• PRINTEMPS (1979)	PRIN
• HAVAS (1979)	HAVA
• AMIDIS (1979)	AMID
• CIE FRANCAISE DES PETROLES (1978)	FRAN
• CIMENTS PORTLAND LORRAINE (1978)	PORT
• LUCHAIRE (1978)	LUCH
• COMPTOIRS MODERNES (1978)	COMP
• CIE FRANCAISE DE RAFFINAGE (1977)	RAFF
• SEV MARCHAL (1977)	SEVM
• THOMSON BRANDT (1977)	THOM
• CEDIS (1977)	CEDI
• COMPTOIRS MODERNES (1977)	COMX
• FONDERIES MONTUPET (1976)	FOND
• ARJOMARI PRIOUX (1976)	ARJO
• JACQUES BOREL INTERNATIONAL (1975)	JACQ
• MINES DE BITUME ET D'ASPHALTE DU CENTRE (1974)	MINE
• MERLIN GERIN (1973)	MERL
• FOUGEROLLE (1973)	FOUG
• SCREG (1972)	SCRE
• CGEE ALSTHOM (1972)	CGEE
• FONDERIES DE PONT-A-MOUSSON (1971)	PAMX
• LE NICKEL (1970)	NICK

## ANNEXE 25-B

### LA COMPOSITION DE L'ECHANTILLON D'ENTREPRISES INITIATRICES DE 1987 à 1990 ET DES ENTREPRISES TEMOINS

Entreprises initiatrices		Entreprises témoins
• GENERALE DES EAUX (1987)	EAUX	• BOUYGUES
• EPEDA BERTRAND FAURE (1987)	EBFA	• SOMMER ALLIBERT
• GTI (1988)	GTIX	• CGEA
• SCOA (1988)	SCOA	• CIE OPTORG
• LYONNAISE DES EAUX (1988)	LYON	• GTM ENTREPOSE
• OLIPAR (1988)	OLIP	• PERNOD RICARD
• VALEO (1988)	VALE	• ECIA
• AU PRINTEMPS (1988)	PRIN	• GALERIES LAFAYETTE
• SCHNEIDER (1988)	SCHN	• MICHELIN
• CFAO (1989)	CFAO	• LAFARGE COPPEE
• COMPTOIRS MODERNES (1989)	COMP	• ALSACIENNE DE SUPERMARCHES
• POLIET (1989)	POLI	• CEMENTS VICAT
• DOCKS DE FRANCE (1989)	DOCK	• CASINO GUICHARD PERRACHON

## ANNEXE 25-C

### COMPOSITION DE L'ECHANTILLON D'ENTREPRISES CIBLES DE 1970 à 1985

• MUMM (1985)	MUMM
• SINTRA (1985)	SINT
• CARBONE LORRAINE (1985)	CARB
• PEINTURES CORONA (1983)	CORO
• SILEC (1982)	SILE
• BANANIA (1981)	BANA
• ENTREPRISE TRAVAUX PUBLICS ANDRE BORIE (1980)	BORI
• MALTERIES FRANCO-BELGE (1980)	MALT
• CEC (1980)	CECX
• SABLIERES DE LA SEINE (1980)	SABL
• GRAND BAZAR DE LYON (1980)	GRAN
• LAIT MONT BLANC (1980)	LAIT
• PARIS FRANCE (1979)	PARI
• AVENIR PUBLICITE (1979)	AVEN
• TUILERIES GILARDONI FRERES (1979)	TUIL
• SABLIERES DE LA SEINE (1978)	SABX
• CIMENTS DE DANNES ET LAVOCAT (1978)	CIME
• PERMALI (1978)	PERM
• HUILES GOUDRONS ET DERIVES (1978)	HUIL
• LES FILS CHARVET (1977)	FILS
• QUARTZ ET SILICE (1977)	QUAR
• OCEANIC (1977)	OCE
• STE DE PARIS ET DU RHONE (1977)	PARX
• STE FRANCAISE DES TELEPHONES ERICSSON (1977)	SFTE
• ECONOMIQUES TROYENS ET DOCKS REUNIS (1977)	TROY
• ECONOMIQUES DE RENNES (1977)	RENN
• GENERALE ALIMENTAIRE (1976)	GENE
• ANTAR (1976)	ANTA
• CEFILAC (1976)	CEFI
• FONDERIES DE PRECISION (1976)	FOND
• DOCKS DU NORD LES ECO (1976)	DOCK
• ETS B. MIELLE (1976)	MIEL
• SANAL ECO (1976)	SANA
• SADAL (1976)	SADA

• CANSON ET MONTGOLFIER (1976)	CANS
• ACIERIES ET TREFILERIES DE NEUVES MAISONS CHATILLON (1976)	ACIE
• CLAUDEL (1975)	CLAU
• CONSIP ENTREPRISE (1975)	COMS
• RIPOLIN GEORGET FREITAG (1975)	RIPO
• SOFITEL (1975)	SOFI
• FORCLUM (1975)	FORC
• CUSENIER (1975)	CUSE
• DISTILLERIES REUNIES (1975)	DIST
• ALBRA (1975)	ALBR
• LABORATOIRES SARBACH (1975)	SARB
• CIMENTS DU NORD (1975)	NORD
• FRANCAISE D'ASCENSEURS WESTINGHOUSE (1974)	WEST
• NIVEA (1974)	NIVE
• CIE AUXILIAIRE DE NAVIGATION (1974)	AUXI
• FEREM (1974)	FERE
• ASTRAL (1974)	ASTR
• FRANCO-BELGE DE MATERIELS DE CHEMIN DE FER (1973)	FBMC
• CHIMIQUE DE LA ROUTE (1973)	CHIM
• POMMERY ET GRENO (1973)	POMM
• GLACIERES DE PARIS (1972)	GLAC
• DECAUVILLE (1972)	DECA
• STE DU GRAND HOTEL (1972)	HOTE
• MERRELL TORAUDE (1972)	MERR
• STE DE L'HOTEL MEURICE (1972)	MEUR
• BERNARD MOTEURS (1972)	BERN
• MINES DE BITUMES ET D'ASPHALTE DU CENTRE (1972)	BITU
• EVERITUBE (1971)	EVER
• FONDERIES DE PONT-A-MOUSSON (1971)	PONT
• PAPETERIES DE FRANCE (1971)	PAPE
• MARINONI (1970)	MARI
• WOOD-MILNE (1970)	WOOD
• CIE DE MOKTA (1970)	MOKT
• BRASSERIES ET MALTERIE MOTTE CORDONNIER (1970)	MOTT

**ANNEXE 25-D**

**LA COMPOSITION DE L'ECHANTILLON  
D'ENTREPRISES CIBLES DE 1987 à 1990  
ET DES ENTREPRISES TEMOINS**

Entreprises cibles		Entreprises témoins
• DUFFOUR & IGON (1987)	DUFF	• CARBOXYQUE FRANCAISE
• CCMC (1987)	CCMC	• SLIGOS
• ADOLPHE LAFONT (1987)	ADOL	• ALBERT S.A.
• FICHET BAUCHE (1987)	FICH	• ZIEGLER
• LUCHAIRE (1987)	LUCH	• PRECISION MECANIQUE LABINAL
• RHIN RHONE (1988)	RHIN	• SAFIC ALCAN
• GUERIMAND VOIRON (1988)	GUER	• PAPETERIES DE CLAIREFONTAINE
• SEMA METRA (1988)	SEMA	• CAP GEMINI SOGETI
• UFINER (1988)	UFIN	• DYNACTION
• EMGP (1988)	EMGX	• GARONOR
• EPEDA BERTRAND FAURE (1988)	EFBA	• SOMMER ALLIBERT
• GUTTEL ETIENNE MOBILOR (1988)	GUIT	• VIRAX
• TALCS DE LUZENAC (1988)	TALC	• CIE DES SALINS DU MIDI
• SFERNICE (1988)	SFER	• LE MATERIEL ELECTRONIQUE
• EUROPEENNE DE SOUFRES INDUSTRIELS (1988)	ESIN	• MANUFACTURE LANDAISE DE PRODUITS CHIMIQUE
• HOLOPHANE (1988)	HOLO	• POCHET
• LA REDOUTE (1988)	REDO	• NOUVELLES GALERIES REUNIES
• BADIN (1988)	BADI	• ETS RUBY
• TELEMECANIQUE (1988)	TELE	• MERLIN GERIN
• MARTELL (1988)	MART	• TAITTINGER
• CONSTRUCTIONS ELECTRIQUES DE NANCY (1989)	CONS	• CEE
• BERGER LEVRAULT (1989)	IMPB	• ISTR
• LA RUCHE MERIDIONALE (1989)	RUCH	• GENTY S.A.
• LAMBERT FRERES (1989)	LAMB	• PORCHER
• ECONOMATS DU CENTRE (1989)	ECON	• GEL 2000
• AUSSDAT REY (1989)	AUSS	• LA ROCHETTE
• MINES DE LA LUCETTE (1990)	MINE	• MANUFACTURE LANDAISE DE PRODUITS CHIMIQUES
• DEFONTAINE (1990)	DEFO	• PEUGEOT MOTOCYCLES
• IPA (1990)	IPAX	• COFIDEP
• EMGP (1990)	EMGP	• FINANCIERE SOGEPARC
• SAFAA (1990)	SAFA	• SIMOTRA
• BISCUITS GARDEIL (1990)	BISC	• BISCUITS POULT

## ANNEXE 25-E

### LA COMPOSITION DE L'ECHANTILLON DES COUPLES D'ENTREPRISES INITIATRICES ET CIBLES DE 1970 à 1982 (INITIATRICES/CIBLES)

• SA TELECOMMUNICATIONS/SILEC (1982)	SASI
• AUXILIAIRE D'ENTREPRISES SAE/A. BORIE (1980)	SABO
• GRANDS MOULINS DE PANTIN/MALTERIES FRANCO BELGE (1980)	PAMA
• L'ALLOBROGE/GRAND BAZAR DE LYON (1980)	ALLY
• AU PRINTEMPS/PARIS FRANCE (1979)	PRPA
• HAVAS/AVENIR PUBLICITE (1979)	HAPU
• CIMENTS PORTLAND LORRAINE/CIMENTS DE DANNES ET LAVOCAT (1978)	CICI
• LUCHAIRE/PERMALI (1978)	LUPE
• CIE FRANCAISE DE RAFFINAGE/LES FILS CHARVET (1977)	RACH
• SEV MARCHAL/PARIS RHONE (1977)	SEPR
• THOMSON BRANDT/SFT ERICSSON (1977)	THER
• CEDIS/ECONOMIQUES TROYENS ET DOCKS REUNIS (1977)	CEEC
• COMPTOIRS MODERNES/ECONOMIQUES DE RENNES (1977)	CDEC
• FONDERIES MONTUPET/FONDERIES DE PRECISION (1976)	FOFO
• ARJOMARI PRIOUX/CANSON & MONTGOLFIER (1976)	ARCA
• JACQUES BOREL INTERNATIONAL/SOFITEL (1975)	JBSO
• MINES DE BITUME ET D'ASPHALTE DU CENTRE/FEREM (1974)	MIFE
• FOUGEROLLE/CHIMIQUE DE LA ROUTE (1973)	FOCH
• SCREG/MINES DE BITUME ET D'ASPHALTE DU CENTRE (1972)	SCMI
• LE NICKEL/CIE DE MOKTA (1970)	NIMO





**ANNEXE n° 26**

**LES MOTIVATIONS GENERALES 1970-1985**

**RESULTATS STATISTIQUES**

STATISTICAL NONPARAM STATS		MANN-WHITNEY U TEST By variable UO							
		Group 1: 1			Group 2: 2				
variable	Rank Sum Group 1	Rank Sum Group 2	U	Z	p-level	Z adjusted	p-level	Valid N Group 1	Valid N Group 2
U1	665.0000	820.0000	287.0000	-1.34075	.1800118	-1.34075	.1800118	27	27
U6	675.0000	810.0000	297.0000	-1.16775	.2429169	-1.16775	.2429169	27	27
U17	787.0000	698.0000	320.0000	-.76985	.4413952	-.76985	.4413952	27	27
U22	751.0000	734.0000	356.0000	-.14705	.8830937	-.14705	.8830937	27	27
U27	731.0000	754.0000	353.0000	-.19895	.8423033	-.19895	.8423033	27	27
U32	679.0000	806.0000	301.0000	-1.09855	.2719733	-1.09855	.2719733	27	27
U37	749.0000	736.0000	358.0000	-.11245	.9104674	-.11245	.9104674	27	27

N-5

N-1

STATISTICAL NONPARAM STATS		MANN-WHITNEY U TEST By variable U0							
		Group 1: 1				Group 2: 2			
variable	Rank Sum Group 1	Rank Sum Group 2	U	Z	p-level	Z adjusted	p-level	Valid N Group 1	Valid N Group 2
U4	722.5000	762.5000	344.5000	-.346000	.7293453	-.346006	.7293404	27	27
U9	714.5000	770.5000	336.5000	-.484399	.6281058	-.484409	.6280993	27	27
U20	717.5000	767.5000	339.5000	-.432499	.6653814	-.432508	.6653754	27	27
U25	770.5000	714.5000	336.5000	-.484399	.6281058	-.484409	.6280993	27	27
U30	728.5000	756.5000	350.5000	-.242200	.8086270	-.242204	.8086234	27	27
U35	723.5000	761.5000	345.5000	-.328700	.7423850	-.328706	.7423802	27	27
U40	751.5000	733.5000	355.5000	-.155700	.8762707	-.155703	.8762683	27	27

N-2

N-1

STATISTICAL  
NONPARAM  
STATS

MANN-WHITNEY U TEST

By variable UO

Group 1: 1

Group 2: 2

variable	Rank Sum	Rank Sum	U	Z	p-level	Z	p-level	Valid N	Valid N
	Group 1	Group 2				adjusted		Group 1	Group 2
U3	700.5000	782.5000	324.5000	-.691999	.4889430	-.692012	.4889347	27	27
U8	724.5000	760.5000	346.5000	-.311400	.7554989	-.311406	.7554944	27	27
U19	774.5000	710.5000	332.5000	-.553599	.5798570	-.553610	.5798498	27	27
U24	732.5000	752.5000	354.5000	-.173000	.8626527	-.173003	.8626501	27	27
U29	743.5000	741.5000	363.5000	-.017300	.9861974	-.017300	.9861971	27	27
U34	741.5000	743.5000	363.5000	-.017300	.9861974	-.017300	.9861971	27	27
U39	754.5000	730.5000	352.5000	-.207600	.8355429	-.207604	.8355398	27	27

N-3

N-2

variable	Rank Sum		U	Z	p-level	Z		Valid N Group 1	Valid N Group 2
	Group 1	Group 2				adjusted	p-level		
U2	708.5000	776.5000	330.5000	-.588199	.5564028	-.588210	.5563952	27	27
U7	716.5000	768.5000	338.5000	-.449799	.6528581	-.449808	.6528519	27	27
U18	775.5000	709.5000	331.5000	-.570899	.5680720	-.570910	.5680646	27	27
U23	731.5000	753.5000	353.5000	-.190300	.8490754	-.190303	.8490726	27	27
U28	735.5000	749.5000	357.5000	-.121100	.9036127	-.121102	.9036109	27	27
U33	700.5000	784.5000	322.5000	-.726599	.4674770	-.726613	.4674684	27	27
U38	745.5000	739.5000	361.5000	-.051900	.9586087	-.051901	.9586080	27	27

N-4

N-3

STATISTICAL  
NONPARAM  
STATS

MANN-WHITNEY U TEST

By variable UO

Group 1: 1

Group 2: 2

variable	Rank Sum	Rank Sum	U	Z	p-level	Z	p-level	Valid N	Valid N
	Group 1	Group 2				adjusted		Group 1	Group 2
U1	736.5000	755.5000	351.5000	-.224900	.8220587	-.224904	.8220554	27	27
U6	732.5000	752.5000	354.5000	-.173000	.8626527	-.173003	.8626501	27	27
U17	750.5000	734.5000	356.5000	-.138400	.8899253	-.138402	.8899232	27	27
U22	739.5000	745.5000	361.5000	-.051900	.9586087	-.051901	.9586080	27	27
U27	752.0000	733.0000	355.0000	-.164350	.8694568	-.164356	.8694519	27	27
U32	740.0000	745.0000	362.0000	-.043250	.9655026	-.043252	.9655012	27	27
U37	718.5000	766.5000	340.5000	-.415199	.6779987	-.415207	.6779929	27	27

N-5

N-4

STATISTICAL MANN-WHITNEY U TEST						
NONPARAM By variable V12						
STATS Group 1: 1			Group 2: 2			
variable	Rank Sum Group 1	Rank Sum Group 2	U	Z	p-level	Z adjusted
V5	179.0000	199.0000	88.00000	-.14558	.884255	-.14558
V10	182.0000	196.0000	91.00000	.00000	1.000000	.00000
V11	201.5000	176.5000	71.50000	-.94626	.344023	-1.73720
V14	162.5000	215.5000	71.50000	-.94626	.344023	-1.06299
V16	223.0000	155.0000	50.00000	-1.98957	.046647	-1.99079
V21	191.0000	187.0000	82.00000	-.43674	.662306	-.43674
V26	178.0000	200.0000	87.00000	-.19410	.846095	-.19410
V31	199.0000	179.0000	74.00000	-.82494	.409409	-.82494
V36	218.0000	160.0000	55.00000	-1.74694	.080657	-1.74694
V41	204.0000	174.0000	69.00000	-1.06758	.285720	-1.06758

Variable dépendante

MODE DE PAIEMENT

Groupe 1 : OPE

Groupe 2 : OPA

STATISTICAL MANN-WHITNEY U TEST			
NONPARAM By variable V12			
STATS Group 1: 1		Group 2: 2	
variable	p-level	Valid N Group 1	Valid N Group 2
V5	.884255	13	14
V10	1.000000	13	14
V11	.082362	13	14
V14	.287793	13	14
V16	.046513	13	14
V21	.662306	13	14
V26	.846095	13	14
V31	.409409	13	14
V36	.080657	13	14
V41	.285720	13	14





**ANNEXE n° 27**

**LES MOTIVATIONS GENERALES 1987-1990**

**ANALYSE UNIVARIEE STATIQUE**

STATISTICAL MANN-WHITNEY U TEST						
NONPARAMETRIC By variable A						
STATISTICS			Group 2: 2			
variable	Rank Sum Group 1	Rank Sum Group 2	U	Z	p-level	Z adjusted
V1	147.0000	204.0000	56.00000	-1.46154	.1438776	-1.46154
V2	146.0000	205.0000	55.00000	-1.51282	.1303352	-1.51282
V3	160.0000	191.0000	69.00000	-.79487	.4266940	-.79487
V4	212.0000	139.0000	48.00000	-1.87179	.0612441	-1.87179
V5	176.0000	175.0000	84.00000	-.02564	.9795438	-.02564
V6	174.0000	177.0000	83.00000	-.07692	.9386852	-.07692
V7	190.0000	161.0000	70.00000	-.74359	.4571302	-.74359
V8	180.0000	171.0000	80.00000	-.23077	.8174956	-.23077
V9	177.0000	174.0000	83.00000	-.07692	.9386852	-.07692

STATISTICAL MANN-WHITNEY U TEST			
NONPARAMETRIC By variable A			
STATISTICS		Group 2: 2	
variable	p-level	Valid N Group 1	Valid N Group 2
V1	.1438776	13	13
V2	.1303352	13	13
V3	.4266940	13	13
V4	.0612441	13	13
V5	.9795438	13	13
V6	.9386433	13	13
V7	.4571302	13	13
V8	.8174956	13	13
V9	.9386852	13	13

**ANNEXE n° 28**

**LES MOTIVATIONS GENERALES 1987-1990**

**ANALYSE MULTIVARIEE STATIQUE**

MULTINOMIAL LOGIT ANALYSIS  
 \*\*\*\*\*

Modèle n° 1

DEPENDENT VARIABLE:            A

NUMBER OF RECORDS PROCESSED:  26

NUMBER OF CHOICES IN EACH CATEGORY

=====

1	13
2	13

=====

INDEPENDENT VARIABLE MEANS

=====

VARIABLE	D = 1	D = 2
1 CONSTANT	1.000	1.000
2 U1	0.7824E-01	.1547
3 U2	0.6667E-01	.1094
4 U3	.3119	.3586
5 U5	0.8215E-01	0.7928E-01
6 U6	.2690	.3132
7 U8	.2498	.2347
8 U9	1.282	1.208

LOG LIKELIHOOD AT ITERATION	1 IS	-18.0218
LOG LIKELIHOOD AT ITERATION	2 IS	-12.4933
LOG LIKELIHOOD AT ITERATION	3 IS	-10.8982
LOG LIKELIHOOD AT ITERATION	4 IS	-10.1218
LOG LIKELIHOOD AT ITERATION	5 IS	-9.84179
LOG LIKELIHOOD AT ITERATION	6 IS	-9.79273
LOG LIKELIHOOD AT ITERATION	7 IS	-9.79128
LOG LIKELIHOOD AT ITERATION	8 IS	-9.79128

CONVERGENCE ACHIEVED.

RESULTS OF ESTIMATION

\*\*\*\*\*

LOG LIKELIHOOD:           -9.79128

PARAMETER	ESTIMATE	STANDARD ERROR	T-STATISTIC
1 CONSTANT	-16.3170	9.93021	-1.6432
2 U1	29.0573	18.2710	1.5904
3 U2	-195.975	108.780	-1.8016
4 U3	30.0990	16.9709	1.7736
5 U5	8.21724	8.57110	.95871
6 U6	-7.21762	5.17480	-1.3948
7 U8	37.9070	21.6907	1.7476
8 U9	10.0808	6.10849	1.6503

-2 TIMES LOG LIKELIHOOD RATIO (CHI SQUARED) :   16.4611  
 WITH           7 DEGREES OF FREEDOM

CHOICE PROBABILITIES FOR EACH CATEGORY  
 ACTUAL & PREDICTED USING MEAN X'S

	OBSERVED	PREDICTED
1	.50000	.550543
2	.50000	.449457

INDEPENDENT VARIABLE DERIV

VARIABLE	D = 1	D = 2
1 CONSTANT	-4.038	4.038
2 U1	7.190	-7.190
3 U2	-48.49	48.49
4 U3	7.448	-7.448
5 U5	2.033	-2.033
6 U6	-1.786	1.786
7 U8	9.380	-9.380
8 U9	2.494	-2.494

MULTINOMIAL LOGIT ANALYSIS  
 \*\*\*\*\*

Modèle n°2

DEPENDENT VARIABLE: A

NUMBER OF RECORDS PROCESSED: 26

NUMBER OF CHOICES IN EACH CATEGORY

1	13
2	13

INDEPENDENT VARIABLE MEANS

VARIABLE	D = 1	D = 2
1 CONSTANT	1.000	1.000
2 U2	0.6667E-01	.1094
3 U3	.3119	.3586
4 U8	.2498	.2347
5 U9	1.282	1.208

LOG LIKELIHOOD AT ITERATION 1 IS -18.0218  
 LOG LIKELIHOOD AT ITERATION 2 IS -13.6851  
 LOG LIKELIHOOD AT ITERATION 3 IS -13.0747  
 LOG LIKELIHOOD AT ITERATION 4 IS -13.0225  
 LOG LIKELIHOOD AT ITERATION 5 IS -13.0219  
 CONVERGENCE ACHIEVED.

RESULTS OF ESTIMATION  
 \*\*\*\*\*

LOG LIKELIHOOD: -13.0219

PARAMETER	ESTIMATE	STANDARD ERROR	T-STATISTIC
1 CONSTANT	-4.85531	2.81683	-1.7237
2 U2	-50.5650	22.5974	-2.2376
3 U3	9.44006	5.53531	1.7054
4 U8	12.4141	7.06705	1.7566
5 U9	2.48437	1.36752	1.8167

-2 TIMES LOG LIKELIHOOD RATIO (CHI SQUARED) : 9.99991  
 WITH 4 DEGREES OF FREEDOM

CHOICE PROBABILITIES FOR EACH CATEGORY  
 ACTUAL & PREDICTED USING MEAN X'S  
 OBSERVED PREDICTED

	OBSERVED	PREDICTED
1	.500000	.489670
2	.500000	.510330

INDEPENDENT VARIABLE DERIV

VARIABLE	D = 1	D = 2
1 CONSTANT	-1.213	1.213
2 U2	-12.64	12.64
3 U3	2.359	-2.359
4 U8	3.102	-3.102
5 U9	.6208	-.6208

**ANNEXE n° 29**

**LES MOTIVATIONS GENERALES 1987-1990**

**ANALYSE STATIQUE UNIVARIEE AVEC  
LES INDICATEURS DE SECOND ORDRE**

STATISTICA									
NONPARAM									
STATS									
MANN-WHITNEY U TEST									
By variable U14									
Group 1: 1									
Group 2: 2									
variable	Rank Sum Group 1	Rank Sum Group 2	U	Z	p-level	Z adjusted	p-level	Valid N Group 1	Valid N Group 2
U1	71.00000	20.00000	14.00000	-.16903	.865773	-.16903	.865773	10	3
U2	70.00000	21.00000	15.00000	.00000	1.000000	.00000	1.000000	10	3
U3	68.00000	23.00000	13.00000	-.33806	.735319	-.33806	.735319	10	3
U4	69.00000	22.00000	14.00000	-.16903	.865773	-.16903	.865773	10	3
U5	60.00000	31.00000	5.00000	-1.69031	.090979	-1.69031	.090979	10	3
U6	72.00000	19.00000	13.00000	-.33806	.735319	-.33853	.734968	10	3
U7	62.00000	29.00000	7.00000	-1.35225	.176306	-1.35225	.176306	10	3
U8	80.00000	11.00000	5.00000	-1.69031	.090979	-1.69031	.090979	10	3
U9	59.00000	32.00000	4.00000	-1.85934	.062988	-1.85934	.062988	10	3
U10	72.00000	19.00000	13.00000	-.33806	.735319	-.33806	.735319	10	3
U11	68.00000	23.00000	13.00000	-.33806	.735319	-.33806	.735319	10	3
U12	78.50000	12.50000	6.50000	-1.43676	.150795	-1.96299	.049656	10	3
U13	69.00000	22.00000	14.00000	-.16903	.865773	-.20000	.841482	10	3
U15	80.50000	10.50000	4.50000	-1.77482	.075936	-1.86684	.061933	10	3
U16	68.00000	23.00000	13.00000	-.33806	.735319	-.33806	.735319	10	3

Variable dépendante

Nombre d'initiateur

Groupe 1 : = 1

Groupe 2 : > 1



STATISTICA  
NONPARAM  
STATS

MANN-WHITNEY U TEST

By variable U13

Group 1: 1

Group 2: 2

variable	Rank Sum Group 1	Rank Sum Group 2	U	Z	p-level	Z adjusted	p-level	Valid N Group 1	Valid N Group 2
U1	28.00000	63.00000	13.00000	-1.02470	.3055149	-1.02470	.3055149	5	8
U2	49.00000	42.00000	6.00000	-2.04939	.0404321	-2.04939	.0404321	5	8
U3	48.00000	43.00000	7.00000	-1.90301	.0570488	-1.90301	.0570488	5	8
U4	25.00000	66.00000	10.00000	-1.46385	.1432448	-1.46385	.1432448	5	8
U5	43.00000	48.00000	12.00000	-1.17108	.2415754	-1.17108	.2415753	5	8
U6	30.50000	60.50000	15.50000	-.65873	.5100723	-.65964	.5094901	5	8
U7	33.00000	58.00000	18.00000	-.29277	.7696999	-.29277	.7696998	5	8
U8	24.00000	67.00000	9.00000	-1.61024	.1073565	-1.61024	.1073565	5	8
U9	37.00000	54.00000	18.00000	-.29277	.7696999	-.29277	.7696998	5	8
U10	34.00000	57.00000	19.00000	-.14638	.8836184	-.14639	.8836184	5	8
U11	43.00000	48.00000	12.00000	-1.17108	.2415754	-1.17108	.2415753	5	8
U12	36.00000	55.00000	19.00000	-.14638	.8836184	-.20000	.8414819	5	8
U14	34.00000	57.00000	19.00000	-.14638	.8836184	-.20000	.8414819	5	8
U15	37.00000	54.00000	18.00000	-.29277	.7696999	-.30795	.7581229	5	8
U16	26.00000	65.00000	11.00000	-1.31747	.1876922	-1.31747	.1876922	5	8

Variable dépendante

Mode de paiement

Groupe 1 : OPE

Groupe 2 : OPA



**ANNEXE n° 30**

**LES MOTIVATIONS GENERALES 1987-1990**

**ANALYSE UNIVARIEE DYNAMIQUE**

STATISTICAL MANN-WHITNEY U TEST						
NONPARAM By variable A						
STATS Group 1: 1			Group 2: 2			
variable	Rank Sum Group 1	Rank Sum Group 2	U	Z	p-level	Z adjusted
V1	165.0000	186.0000	74.00000	-.53846	.5902622	-.53846
V2	173.0000	178.0000	82.00000	-.12821	.8979874	-.12821
V3	173.0000	178.0000	82.00000	-.12821	.8979874	-.12821
V4	204.0000	147.0000	56.00000	-1.46154	.1438776	-1.46154
V5	178.0000	173.0000	82.00000	-.12821	.8979874	-.12821
V6	160.0000	191.0000	69.00000	-.79487	.4266940	-.79487
V7	171.0000	180.0000	80.00000	-.23077	.8174956	-.23077
V8	179.0000	172.0000	81.00000	-.17949	.8575563	-.17949
V9	129.0000	222.0000	38.00000	-2.38462	.0171028	-2.38462
V10	205.0000	146.0000	55.00000	-1.51282	.1303352	-1.51282
V11	185.0000	166.0000	75.00000	-.48718	.6261345	-.48718
V12	156.0000	195.0000	65.00000	-1.00000	.3173181	-1.00000

ANALYSE UNIVARIEE

N-3 / N - 1

STATISTICAL MANN-WHITNEY U TEST			
NONPARAM By variable A			
STATS Group 1: 1		Group 2: 2	
variable	p-level	Valid N Group 1	Valid N Group 2
V1	.5902622	13	13
V2	.8979874	13	13
V3	.8979874	13	13
V4	.1438776	13	13
V5	.8979874	13	13
V6	.4266940	13	13
V7	.8173422	13	13
V8	.8575563	13	13
V9	.0171028	13	13
V10	.1303352	13	13
V11	.6261345	13	13
V12	.3173181	13	13

STATISTICAL MANN-WHITNEY U TEST						
NONPARAM By variable A						
STATS Group 1: 1			Group 2: 2			
variable	Rank Sum Group 1	Rank Sum Group 2	U	Z	p-level	Z adjusted
V1	159.0000	192.0000	68.00000	-.84615	.3974732	-.84615
V2	167.0000	184.0000	76.00000	-.43590	.6629141	-.43590
V3	187.0000	164.0000	73.00000	-.58974	.5553668	-.58974
V4	208.0000	143.0000	52.00000	-1.66667	.0955905	-1.66667
V5	174.0000	177.0000	83.00000	-.07692	.9386852	-.07692
V6	168.0000	183.0000	77.00000	-.38462	.7005250	-.38462
V7	174.5000	176.5000	83.50000	-.05128	.9591011	-.05133
V8	174.0000	177.0000	83.00000	-.07692	.9386852	-.07692
V9	153.0000	198.0000	62.00000	-1.15385	.2485719	-1.15385
V10	202.0000	149.0000	58.00000	-1.35897	.1741643	-1.35897
V11	188.0000	163.0000	72.00000	-.64103	.5215106	-.64103
V12	163.0000	188.0000	72.00000	-.64103	.5215106	-.64103

## ANALYSE UNIVARIEE

N-2 / N-1

STATISTICAL MANN-WHITNEY U TEST				
NONPARAM By variable A				
STATS Group 1: 1		Group 2: 2		
variable	p-level	Valid N Group 1	Valid N Group 2	
V1	.3974732	13	13	
V2	.6629141	13	13	
V3	.5553668	13	13	
V4	.0955905	13	13	
V5	.9386852	13	13	
V6	.7005250	13	13	
V7	.9590661	13	13	
V8	.9386852	13	13	
V9	.2485719	13	13	
V10	.1741643	13	13	
V11	.5215106	13	13	
V12	.5215106	13	13	



**ANNEXE n° 31**

**LES MOTIVATIONS GENERALES 1987-1990**

**ANALYSE MULTIVARIEE DYNAMIQUE**

MULTINOMIAL LOGIT ANALYSIS  
 \*\*\*\*\*

DEPENDENT VARIABLE: A

NUMBER OF RECORDS PROCESSED: 26

Modèle 1  
 (N-3 / N-1)

NUMBER OF CHOICES IN EACH CATEGORY

1	13
2	13

INDEPENDENT VARIABLE MEANS

VARIABLE	D = 1	D = 2
1 CONSTANT	1.000	1.000
2 U4	0.7903E-01	-.4088E-01
3 U9	-.9358E-01	0.1136E-01
4 U10	0.4726E-01	0.2900E-01

LOG LIKELIHOOD AT ITERATION 1 IS -18.0218  
 LOG LIKELIHOOD AT ITERATION 2 IS -13.7298  
 LOG LIKELIHOOD AT ITERATION 3 IS -11.9931  
 LOG LIKELIHOOD AT ITERATION 4 IS -11.0156  
 LOG LIKELIHOOD AT ITERATION 5 IS -10.8682  
 LOG LIKELIHOOD AT ITERATION 6 IS -10.8637  
 LOG LIKELIHOOD AT ITERATION 7 IS -10.8637  
 CONVERGENCE ACHIEVED.

RESULTS OF ESTIMATION  
 \*\*\*\*\*

LOG LIKELIHOOD: -10.8637

PARAMETER	ESTIMATE	STANDARD ERROR	T-STATISTIC
1 CONSTANT	-2.02417	1.20351	-1.6819
2 U4	20.2020	9.73106	2.0760
3 U9	-12.3361	5.13894	-2.4005
4 U10	55.5489	32.0946	1.7308

-2 TIMES LOG LIKELIHOOD RATIO (CHI SQUARED) : 14.3163  
 WITH 3 DEGREES OF FREEDOM

CHOICE PROBABILITIES FOR EACH CATEGORY  
 ACTUAL & PREDICTED USING MEAN X'S

	OBSERVED	PREDICTED
1	.500000	.728403
2	.500000	.271597

INDEPENDENT VARIABLE DERIV

VARIABLE	D = 1	D = 2
1 CONSTANT	-.4004	.4004
2 U4	3.997	-3.997
3 U9	-2.440	2.440
4 U10	10.99	-10.99



MULTINOMIAL LOGIT ANALYSIS  
 \*\*\*\*\*

Modèle 1  
 (N-2 / N-1)

DEPENDENT VARIABLE: A

NUMBER OF RECORDS PROCESSED: 26

NUMBER OF CHOICES IN EACH CATEGORY

=====

1	13
2	13

INDEPENDENT VARIABLE MEANS

=====

VARIABLE	D = 1	D = 2
1 CONSTANT	1.000	1.000
2 U1	-.3867	.3483
3 U3	-.3279E-01	-.7762E-02
4 U4	0.5902E-01	-.3258E-01
5 U6	.1189	.2723
6 U8	.1514	.2033
7 U10	0.2308E-01	0.2144E-01
8 U11	.1405	0.4274E-01
9 U12	-.4689E-01	0.1250E-02

LOG LIKELIHOOD AT ITERATION 1 IS -18.0218  
 LOG LIKELIHOOD AT ITERATION 2 IS -11.0388  
 LOG LIKELIHOOD AT ITERATION 3 IS -10.2419  
 LOG LIKELIHOOD AT ITERATION 4 IS -10.1395  
 LOG LIKELIHOOD AT ITERATION 5 IS -10.1363  
 LOG LIKELIHOOD AT ITERATION 6 IS -10.1363  
 CONVERGENCE ACHIEVED.

RESULTS OF ESTIMATION  
 \*\*\*\*\*

LOG LIKELIHOOD: -10.1363

PARAMETER	ESTIMATE	STANDARD ERROR	T-STATISTIC
1 CONSTANT	-0.997168E-01	.855311	-.11659
2 U1	-.701268	.517703	-1.3546
3 U3	37.2234	20.3855	1.8260
4 U4	28.7286	12.1830	2.3581
5 U6	-2.03698	1.84167	-1.1060
6 U8	-14.3676	7.88333	-1.8225
7 U10	178.918	93.3528	1.9166
8 U11	-5.97866	5.64975	-1.0582
9 U12	-7.67774	6.23675	-1.2310

-2 TIMES LOG LIKELIHOOD RATIO (CHI SQUARED) : 15.7710  
 WITH 8 DEGREES OF FREEDOM

CHOICE PROBABILITIES FOR EACH CATEGORY  
 ACTUAL & PREDICTED USING MEAN X'S

	OBSERVED	PREDICTED
1	.50000	.550293
2	.50000	.449707

INDEPENDENT VARIABLE DERIV

VARIABLE		D = 1	D = 2
1	CONSTANT	-.2468E-01	0.2468E-01
2	U1	-.1735	.1735
3	U3	9.212	-9.212
4	U4	7.109	-7.109
5	U6	-.5041	.5041
6	U8	-3.556	3.556
7	U10	44.28	-44.28
8	U11	-1.480	1.480
9	U12	-1.900	1.900

MULTINOMIAL LOGIT ANALYSIS  
 \*\*\*\*\*

DEPENDENT VARIABLE: A

Modèle 2  
 (N-2 / N-1)

NUMBER OF RECORDS PROCESSED: 26

NUMBER OF CHOICES IN EACH CATEGORY

=====

1	13
2	13

INDEPENDENT VARIABLE MEANS

=====

VARIABLE	D = 1	D = 2
1 CONSTANT	1.000	1.000
2 U4	0.5902E-01	-.3258E-01
3 U9	-.5785E-01	-.9656E-02
4 U3	-.3279E-01	-.7762E-02

LOG LIKELIHOOD AT ITERATION 1 IS -18.0218  
 LOG LIKELIHOOD AT ITERATION 2 IS -13.7867  
 LOG LIKELIHOOD AT ITERATION 3 IS -13.1459  
 LOG LIKELIHOOD AT ITERATION 4 IS -13.0436  
 LOG LIKELIHOOD AT ITERATION 5 IS -13.0415  
 CONVERGENCE ACHIEVED.

RESULTS OF ESTIMATION  
 \*\*\*\*\*

LOG LIKELIHOOD: -13.0415

PARAMETER	ESTIMATE	STANDARD ERROR	T-STATISTIC
1 CONSTANT	-.141621	.486967	-.29082
2 U4	22.8800	10.4113	2.1976
3 U9	-8.56061	4.81683	-1.7772
4 U3	13.0874	9.47514	1.3812

-2 TIMES LOG LIKELIHOOD RATIO (CHI SQUARED) : 9.96063  
 WITH 3 DEGREES OF FREEDOM

CHOICE PROBABILITIES FOR EACH CATEGORY  
 ACTUAL & PREDICTED USING MEAN X'S

	OBSERVED	PREDICTED
1	.500000	.545976
2	.500000	.454024

INDEPENDENT VARIABLE DERIV

=====

VARIABLE	D = 1	D = 2
1 CONSTANT	-.3511E-01	0.3511E-01
2 U4	5.672	-5.672
3 U9	-2.122	2.122
4 U3	3.244	-3.244



**ANNEXE n° 32**

**LES MOTIVATIONS SPECIFIQUES 1970-1985**

**LES RESULTATS STATISTIQUES DE L'A.C.P.**

EDITION DES VALEURS PROPRES

APERCU DE LA PRECISION DES CALCULS : TRACE AVANT DIAGONALISATION .... 7.0000  
 SOMME DES VALEURS PROPRES ..... 7.0000


HISTOGRAMME DES 7 PREMIERES VALEURS PROPRES

NUMERO	VALEUR PROPRE	POURCENT.	POURCENT. CUMULE
1	2.7077	38.68	38.68
2	1.7020	24.31	62.99
3	1.5287	21.84	84.83
4	0.5832	8.33	93.16
5	0.4282	6.12	99.28
6	0.0293	0.42	99.70
7	0.0210	0.30	100.00

INTERVALLES LAPLACIENS D'ANDERSON AU SEUIL 0.95

NUMERO	BORNE INFERIEURE	VALEUR PROPRE	BORNE SUPERIEURE
1	1.5377	2.7077	4.7678
2	0.9666	1.7020	2.9969
3	0.8681	1.5287	2.6918
4	0.3312	0.5832	1.0270
5	0.2432	0.4282	0.7539

ETENDUE ET POSITION RELATIVE DES INTERVALLES



COORDONNEES DES VARIABLES SUR LES AXES 1 A 3

VARIABLES	COORDONNEES					CORRELATIONS VARIABLE-FACTEUR					ANCIENS AXES UNITAIRES				
	1	2	3	0	0	1	2	3	0	0	1	2	3	0	0
IDEN - LIBELLE COURT															
VARIABLES ACTIVES															
V001 - CA	-0.68	0.66	0.22	0.00	0.00	-0.68	0.66	0.22	0.00	0.00	-0.42	0.51	0.18	0.00	0.00
V002 - ACTIF	-0.68	0.72	-0.02	0.00	0.00	-0.68	0.72	-0.02	0.00	0.00	-0.41	0.55	-0.02	0.00	0.00
V009 - RN/CA	0.36	0.29	-0.77	0.00	0.00	0.36	0.29	-0.77	0.00	0.00	0.22	0.23	-0.62	0.00	0.00
V010 - CA/ACTIF	-0.17	-0.41	0.74	0.00	0.00	-0.17	-0.41	0.74	0.00	0.00	-0.10	-0.31	0.60	0.00	0.00
V011 - DLMT/ACT	0.68	0.50	0.39	0.00	0.00	0.68	0.50	0.39	0.00	0.00	0.42	0.39	0.32	0.00	0.00
V012 - DLMT/CP	0.72	0.48	0.43	0.00	0.00	0.72	0.48	0.43	0.00	0.00	0.44	0.37	0.35	0.00	0.00
V013 - RN/CP	0.80	0.09	-0.06	0.00	0.00	0.80	0.09	-0.06	0.00	0.00	0.49	0.07	-0.05	0.00	0.00
VARIABLES ILLUSTRATIVES															
V006 - #DETENU	-0.59	0.01	-0.29	0.00	0.00	-0.59	0.01	-0.29	0.00	0.00					
V008 - #OBTENU	0.27	-0.05	0.33	0.00	0.00	0.27	-0.05	0.33	0.00	0.00					

COORDONNEES ET VALEURS-TEST DES MODALITES SUR LES AXES 1 A 3

MODALITES				COORDONNEES					VALEURS-TEST				
IDEN - LIBELLE	EFF.	P.ABS	DISTO	1	2	3	0	0	1	2	3	0	0
3 . NATURE													
AC01 - HOSTILE	3	3.00	0.62	0.10	-0.04	-0.60	0.00	0.00	0.1	-0.1	-0.9	0.0	0.0
AC02 - AMICALE	22	22.00	0.01	-0.01	0.01	0.08	0.00	0.00	-0.1	0.1	0.9	0.0	0.0
4 . PAIEMENT													
ADO1 - OPE	12	12.00	0.34	0.55	0.03	-0.03	0.00	0.00	1.6	0.1	-0.1	0.0	0.0
ADO2 - OPA	13	13.00	0.29	-0.51	-0.03	0.02	0.00	0.00	-1.6	-0.1	0.1	0.0	0.0
5 . CONCURRENCE													
AEO1 - UNIQUE	23	23.00	0.03	-0.12	-0.08	0.05	0.00	0.00	-1.2	-1.1	0.7	0.0	0.0
AEO2 - PLUSIEURS	2	2.00	3.39	1.38	0.98	-0.61	0.00	0.00	1.2	1.1	-0.7	0.0	0.0
7 . PARTICIPATION													
AG01 - <50%	10	10.00	1.39	-1.03	0.19	-0.49	0.00	0.00	-2.5	0.6	-1.6	0.0	0.0
AG02 - >50%	15	15.00	0.62	0.68	-0.13	0.33	0.00	0.00	2.5	-0.6	1.6	0.0	0.0

FIN DE LA PROCEDURE \*\* COPRI \*\*  
Analyse en composantes principales



**ANNEXE n° 33**

**LES MOTIVATIONS SPECIFIQUES 1970-1985**

**LES RESULTATS STATISTIQUES DE LA C.A.H.**

CLASSIFICATION ASCENDANTE HIERARCHIQUE : DESCRIPTION DES NOEUDS

NUM.	AINE	BENJ	EFF.	POIDS	INDICE	HISTOGRAMME DES INDICES DE NIVEAU
26	3	16	2	2.00	0.00102	*
27	22	1	2	2.00	0.00355	*
28	26	2	3	3.00	0.00403	*
29	9	12	2	2.00	0.00413	*
30	14	17	2	2.00	0.00741	*
31	15	7	2	2.00	0.00911	*
32	19	27	3	3.00	0.01117	*
33	21	29	3	3.00	0.01173	*
34	30	20	3	3.00	0.01711	*
35	25	5	2	2.00	0.01965	*
36	31	10	3	3.00	0.03252	**
37	13	24	2	2.00	0.03748	**
38	6	23	2	2.00	0.04936	**
39	4	33	4	4.00	0.06795	***
40	34	32	6	6.00	0.08171	****
41	28	36	6	6.00	0.08969	****
42	35	37	4	4.00	0.10869	*****
43	8	39	5	5.00	0.14403	*****
44	41	40	12	12.00	0.25584	*****
45	38	44	14	14.00	0.30502	*****
46	43	18	6	6.00	0.31228	*****
47	46	42	10	10.00	0.85853	*****
48	47	45	24	24.00	1.49908	*****
49	11	48	25	25.00	2.00722	*****

SOMME DES INDICES DE NIVEAU = 5.93830

DESCRIPTION DES NOEUDS DE LA HIERARCHIE. (INDICES EN POURCENTAGE DE LA SOMME DES INDICES : 5.93830)

NOEUD		SUCESSEURS		EFFECT.	POIDS	COMPOSITION	
NUMERO	INDICE	AINE	BENJ			PREMIER	DERNIER
26	0.02	12	11	2	2.00	11	12
27	0.06	2	1	2	2.00	1	2
28	0.07	26	10	3	3.00	10	12
29	0.07	21	20	2	2.00	20	21
30	0.12	6	5	2	2.00	5	6
31	0.15	9	8	2	2.00	8	9
32	0.19	3	27	3	3.00	1	3
33	0.20	22	29	3	3.00	20	22
34	0.29	30	4	3	3.00	4	6
35	0.33	18	17	2	2.00	17	18
36	0.55	31	7	3	3.00	7	9
37	0.63	16	15	2	2.00	15	16
38	0.83	14	13	2	2.00	13	14
39	1.14	23	33	4	4.00	20	23
40	1.38	34	32	6	6.00	1	6
41	1.51	28	36	6	6.00	7	12
42	1.83	35	37	4	4.00	15	18
43	2.43	24	39	5	5.00	20	24
44	4.31	41	40	12	12.00	1	12
45	5.14	38	44	14	14.00	1	14
46	5.26	43	19	6	6.00	19	24
47	14.46	46	42	10	10.00	15	24
48	25.24	47	45	24	24.00	1	24
49	33.80	25	48	25	25.00	1	25

RANG IND. IDEN DENDROGRAMME (INDICES EN POURCENTAGE DE LA SOMME DES INDICES : 5.93830 MIN = 0.02% / MAX = 33.80%)

```
1 0.06 SATE ---+
2 0.19 SCRE ---*
3 1.38 MINE ---*---+
4 0.29 MERL ---+ !
5 0.12 ARJO ---* !
6 4.31 CEDI ---*---*---+
7 0.55 COMP ---+ !
8 0.15 AMID ---+ !
9 1.51 COMX ---*---+ !
10 0.07 PANT ---+ !
11 0.02 FOND ---* !
12 5.14 ALLO ---*---*---+
13 0.83 CGEE ---+ !
14 25.24 HAVA ---*---*---+
15 0.63 PAMX ---+
16 1.83 THOM ---*---+
17 0.33 PRIN ---+ !
18 14.46 NICK ---*---*---+
19 5.26 JACQ ---+
20 0.07 SEVM ---+
21 0.20 LUCH ---*
22 1.14 FOUG ---*---+
23 2.43 DOCK ---*---+
24 33.80 PORT ---*---*---+
25 ---+ RAFF
```

FIN DE LA PROCEDURE \*\* RECIP \*\*  
Arbre hiérarchique

SPAD.N - MODIFICATION DE PARAMETRES

NGRO='Macintosh HD:SPADN:anain70.NGRO.test'

**ANNEXE n° 34**

**LES MOTIVATIONS SPECIFIQUES 1970-1985**

**LA PARTITION EN 4 CLASSES**

COUPURE 'b' DE L'ARBRE EN 4 CLASSES

DESCRIPTION SOMMAIRE

CLASSE	EFFECTIF	POIDS	CONTENU
bb1b	14	14.00	1 A 14
bb2b	4	4.00	15 A 18
bb3b	6	6.00	19 A 24
bb4b	1	1.00	25 A 25

COORDONNEES ET VALEURS-TEST SUR LES AXES 1 A 3

CLASSES				COORDONNEES					VALEURS-TEST				
IDEN - LIBELLE	EFFEC.	P.ABS	DISTO	1	2	3	0	0	1	2	3	0	0
COUPURE 'b' DE L'ARBRE EN 4 CLASSES													
bb1b - CLASSE 1 / 4	14	14.00	1.06	-0.52	-0.86	0.24	0.00	0.00	-1.74	-3.63	1.09	0.00	0.00
bb2b - CLASSE 2 / 4	4	4.00	4.51	0.24	0.78	-1.96	0.00	0.00	0.31	1.28	-3.39	0.00	0.00
bb3b - CLASSE 3 / 4	6	6.00	4.68	1.95	0.79	0.49	0.00	0.00	3.26	1.68	1.10	0.00	0.00
bb4b - CLASSE 4 / 4	1	1.00	48.17	-5.42	4.09	1.46	0.00	0.00	-3.29	3.13	1.18	0.00	0.00

CONSOLIDATION DE LA PARTITION AUTOUR DES 4 CENTRES DE CLASSES,  
 REALISEE PAR 10 ITERATIONS A CENTRES MOBILES

PROGRESSION DE L'INERTIE INTER-CLASSES

ITERATION	I.TOTALE	I.INTER	QUOTIENT
0	5.938298	4.364835	0.7350
1	5.938298	4.401091	0.7411
2	5.938298	4.401091	0.7411
3	5.938298	4.401091	0.7411

ARRET APRES L'ITERATION 3 : L'ACCROISSEMENT DE L'INERTIE INTER-CLASSES  
 PAR RAPPORT A L'ITERATION PRECEDENTE N'EST QUE DE 0.000 %.

DECOMPOSITION DE L'INERTIE CALCULEE SUR 3 AXES

	INERTIES		EFFECTIFS		POIDS		DISTANCES	
	AVANT	APRES	AVANT	APRES	AVANT	APRES	AVANT	APRES
INERTIE INTER-CLASSES	4.3648	4.4011						
INERTIES INTRA-CLASSE								
CLASSE 1 / 4	0.8675	0.7571	14	13	14.00	13.00	1.0601	1.3059
CLASSE 2 / 4	0.1658	0.1658	4	4	4.00	4.00	4.5127	4.5127
CLASSE 3 / 4	0.5401	0.6143	6	7	6.00	7.00	4.6759	3.8323
CLASSE 4 / 4	0.0000	0.0000	1	1	1.00	1.00	48.1733	48.1733
INERTIE TOTALE	5.9383	5.9383						

QUOTIENT (INERTIE INTER / INERTIE TOTALE) : AVANT ... 0.7350  
 APRES ... 0.7411

COORDONNEES ET VALEURS-TEST SUR LES AXES 1 A 3

CLASSES	COORDONNEES								VALEURS-TEST						
	IDEN	LIBELLE	EFFEC.	P.ABS	DISTO	1	2	3	0	0	1	2	3	0	0
COUPURE 'b' DE L'ARBRE EN 4 CLASSES															
bb1b	- CLASSE 1 / 4	13	13.00	1.31	-0.60	-0.95	0.23	0.00	0.00	-1.86	-3.69	0.94	0.00	0.00	
bb2b	- CLASSE 2 / 4	4	4.00	4.51	0.24	0.78	-1.96	0.00	0.00	0.31	1.28	-3.39	0.00	0.00	
bb3b	- CLASSE 3 / 4	7	7.00	3.83	1.75	0.72	0.49	0.00	0.00	3.25	1.70	1.21	0.00	0.00	
bb4b	- CLASSE 4 / 4	1	1.00	48.17	-5.42	4.09	1.46	0.00	0.00	-3.29	3.13	1.18	0.00	0.00	

COMPOSITION DE : COUPURE 'b' DE L'ARBRE EN 4 CLASSES

----- CLASSE 1 / 4 -----

NICK PANT ALLO HAVA AMID COMP CEDI COMX FOND ARJO MINE SCRE CGEE

----- CLASSE 2 / 4 -----

PRIN THOM PAMX NICK

----- CLASSE 3 / 4 -----

DOCK PORT LUCH SEVM JACQ MERL FOUQ

----- CLASSE 4 / 4 -----

RAFF



POINTS LES PLUS PROCHES DU CENTRE DE GRAVITE

CLASSE 1/ 4 ( EFFECTIF 13)

rg	Distance	ident.	rg	Distance	ident.	rg	Distance	ident.
1	0.27992	FOND	2	0.37352	SATE	3	0.53646	ALLO
4	0.62943	MINE	5	0.66353	PANT			

CLASSE 2/ 4 ( EFFECTIF 4)

rg	Distance	ident.	rg	Distance	ident.	rg	Distance	ident.
1	0.43363	PRIN	2	1.1189	THOM	3	1.1767	PAMX
4	1.4164	NICK						

CLASSE 3/ 4 ( EFFECTIF 7)

rg	Distance	ident.	rg	Distance	ident.	rg	Distance	ident.
1	0.33123	DOCK	2	0.66613	SEVM	3	0.95539	LUCH
4	1.4547	FOUG	5	1.5902	MERL			

CLASSE 4/ 4 ( EFFECTIF 1)

rg	Distance	ident.	rg	Distance	ident.	rg	Distance	ident.
1	0.00000	RAFF						

DESCRIPTION DE LA COUPURE 'b' DE L'ARBRE EN 4 CLASSES

- CARACTERISATION DES CLASSES PAR LES MODALITES
- CARACTERISATION DES CLASSES PAR LES CONTINUES

CARACTERISATION PAR LES CONTINUES  
DES CLASSES OU MODALITES DE : COUPURE 'b' DE L'ARBRE EN 4 CLASSES

NUM.LIBELLE	VARIABLES CARACTERISTIQUES	IDEN	MOYENNES		ECARTS TYPES		V.TEST	PROBA
			CLASSE	GENERALE	CLASSE	GENERAL		
	CLASSE 1 / 4	bb1b	( POIDS =		13.00	EFFECTIF =	13 )	
10.CA/ACTIF		V010	2.028	1.621	0.943	0.883	2.35	0.009
11.DIMT/ACT		V011	0.103	0.153	0.052	0.103	-2.49	0.006
9.RN/CA		V009	0.011	0.021	0.005	0.021	-2.53	0.006
12.DIMT/CP		V012	0.362	0.558	0.190	0.360	-2.78	0.003
	CLASSE 2 / 4	bb2b	( POIDS =		4.00	EFFECTIF =	4 )	
9.RN/CA		V009	0.060	0.021	0.021	0.021	3.94	0.000
	CLASSE 3 / 4	bb3b	( POIDS =		7.00	EFFECTIF =	7 )	
12.DIMT/CP		V012	1.049	0.558	0.231	0.360	4.17	0.000
11.DIMT/ACT		V011	0.254	0.153	0.130	0.103	3.00	0.001
13.RN/CP		V013	0.117	0.080	0.033	0.040	2.83	0.002



**ANNEXE n° 35**

**LES MOTIVATIONS SPECIFIQUES 1987-1990**

**LES RESULTATS STATISTIQUES DE L'A.C.P.**

EDITION DES VALEURS PROPRES

APERCU DE LA PRECISION DES CALCULS : TRACE AVANT DIAGONALISATION .... 11.0000  
 SOMME DES VALEURS PROPRES ..... 11.0000


HISTOGRAMME DES 11 PREMIERES VALEURS PROPRES

NUMERO	VALEUR PROPRE	POURCENT.	POURCENT. CUMULE
1	3.9361	35.78	35.78
2	2.4542	22.31	58.09
3	2.2174	20.16	78.25
4	1.2134	11.03	89.28
5	0.5792	5.27	94.55
6	0.2138	1.94	96.49
7	0.1807	1.64	98.13
8	0.1102	1.00	99.14
9	0.0741	0.67	99.81
10	0.0140	0.13	99.94
11	0.0068	0.06	100.00

INTERVALLES LAPIACIENS D'ANDERSON AU SEUIL 0.95

NUMERO	BORNE INFERIEURE	VALEUR PROPRE	BORNE SUPERIEURE
1	1.7683	3.9361	8.7615
2	1.1025	2.4542	5.4627
3	0.9962	2.2174	4.9358
4	0.5451	1.2134	2.7009
5	0.2602	0.5792	1.2893

ETENDUE ET POSITION RELATIVE DES INTERVALLES



COORDONNEES DES VARIABLES SUR LES AXES 1 A 3

VARIABLES IDEN - LIBELLE COURT	COORDONNEES					CORRELATIONS VARIABLE-FACTEUR					ANCIENS AXES UNITAIRES				
	1	2	3	0	0	1	2	3	0	0	1	2	3	0	0
<b>VARIABLES ACTIVES</b>															
V001 - RN/CP	0.65	0.24	0.48	0.00	0.00	0.65	0.24	0.48	0.00	0.00	0.33	0.16	0.32	0.00	0.00
V002 - EBE/CA	0.79	-0.48	0.24	0.00	0.00	0.79	-0.48	0.24	0.00	0.00	0.40	-0.31	0.16	0.00	0.00
V003 - VA/CA	0.60	-0.51	0.27	0.00	0.00	0.60	-0.51	0.27	0.00	0.00	0.30	-0.32	0.18	0.00	0.00
V004 - CPER/VA	-0.70	0.32	-0.15	0.00	0.00	-0.70	0.32	-0.15	0.00	0.00	-0.35	0.21	-0.10	0.00	0.00
V005 - BFR/CA	0.04	-0.76	-0.55	0.00	0.00	0.04	-0.76	-0.55	0.00	0.00	0.02	-0.49	-0.37	0.00	0.00
V006 - DIV/RN	0.53	0.52	0.20	0.00	0.00	0.53	0.52	0.20	0.00	0.00	0.27	0.33	0.13	0.00	0.00
V007 - CA	0.27	0.52	-0.75	0.00	0.00	0.27	0.52	-0.75	0.00	0.00	0.14	0.33	-0.50	0.00	0.00
V008 - CA/ACTIF	-0.52	0.58	0.50	0.00	0.00	-0.52	0.58	0.50	0.00	0.00	-0.26	0.37	0.33	0.00	0.00
V009 - ACTIF	0.45	0.27	-0.83	0.00	0.00	0.45	0.27	-0.83	0.00	0.00	0.23	0.17	-0.56	0.00	0.00
V010 - DET/ACTIF	-0.84	-0.46	0.02	0.00	0.00	-0.84	-0.46	0.02	0.00	0.00	-0.42	-0.29	0.01	0.00	0.00
V011 - CP/DETTES	0.72	0.23	0.00	0.00	0.00	0.72	0.23	0.00	0.00	0.00	0.36	0.15	0.00	0.00	0.00
<b>VARIABLES ILLUSTRATIVES</b>															
V015 - %DETENU	-0.13	0.38	-0.28	0.00	0.00	-0.13	0.38	-0.28	0.00	0.00					
V016 - %OBTENU	0.02	0.11	0.21	0.00	0.00	0.02	0.11	0.21	0.00	0.00					

COORDONNEES ET VALEURS-TEST DES MODALITES SUR LES AXES 1 A 3

MODALITES				COORDONNEES					VALEURS-TEST				
IDEN - LIBELLE	EFF.	P.ABS	DISTO	1	2	3	0	0	1	2	3	0	0
12 . NATURE													
AL01 - HOSTILE	3	3.00	2.87	1.02	-0.70	0.14	0.00	0.00	1.0	-0.8	0.2	0.0	0.0
AL02 - AMICALE	10	10.00	0.26	-0.30	0.21	-0.04	0.00	0.00	-1.0	0.8	-0.2	0.0	0.0
13 . PAIEMENT													
AM01 - OPE	5	5.00	1.94	0.74	-1.09	-0.27	0.00	0.00	1.0	-1.9	-0.5	0.0	0.0
AM02 - OPA	8	8.00	0.76	-0.46	0.68	0.17	0.00	0.00	-1.0	1.9	0.5	0.0	0.0
14 . CONCURRENCE													
AN01 - UNIQUE	10	10.00	0.22	-0.17	0.13	0.37	0.00	0.00	-0.5	0.5	1.6	0.0	0.0
AN02 - PLUSIEURS	3	3.00	2.44	0.56	-0.43	-1.22	0.00	0.00	0.5	-0.5	-1.6	0.0	0.0
17 . PARTICIPATION													
AQ01 - <50%	10	10.00	0.16	0.25	-0.11	0.13	0.00	0.00	0.8	-0.5	0.6	0.0	0.0
AQ02 - >50%	3	3.00	1.75	-0.83	0.37	-0.43	0.00	0.00	-0.8	0.5	-0.6	0.0	0.0

FIN DE LA PROCEDURE \*\* COPRI \*\*  
Analyse en composantes principales



**ANNEXE n° 36**

**LES MOTIVATIONS SPECIFIQUES 1987-1990**

**LES RESULTATS STATISTIQUES DE LA C.A.H.**

CLASSIFICATION ASCENDANTE HIERARCHIQUE : DESCRIPTION DES NOEUDS

NUM.	AINE	BENJ	EFF.	POIDS	INDICE	HISTOGRAMME DES INDICES DE NIVEAU
14	12	5	2	2.00	0.03991	**
15	7	1	2	2.00	0.06509	**
16	2	6	2	2.00	0.09869	***
17	13	15	3	3.00	0.11863	****
18	16	3	3	3.00	0.19652	*****
19	10	8	2	2.00	0.24738	*****
20	4	14	3	3.00	0.31244	*****
21	11	17	4	4.00	0.39463	*****
22	9	21	5	5.00	0.54952	*****
23	18	20	6	6.00	1.44256	*****
24	23	22	11	11.00	2.20924	*****
25	19	24	13	13.00	2.93312	*****

SOMME DES INDICES DE NIVEAU = 8.60772

DESCRIPTION DES NOEUDS DE LA HIERARCHIE. (INDICES EN POURCENTAGE DE LA SOMME DES INDICES : 8.60772)

NOEUD NUMERO	INDICE	SUCESSEURS		EFFECT.	POIDS	COMPOSITION	
		AINE	BENJ			PREMIER	DERNIER
14	0.46	7	6	2	2.00	6	7
15	0.76	2	1	2	2.00	1	2
16	1.15	11	10	2	2.00	10	11
17	1.38	3	15	3	3.00	1	3
18	2.28	16	9	3	3.00	9	11
19	2.87	13	12	2	2.00	12	13
20	3.63	8	14	3	3.00	6	8
21	4.58	4	17	4	4.00	1	4
22	6.38	5	21	5	5.00	1	5
23	16.76	18	20	6	6.00	6	11
24	25.67	23	22	11	11.00	1	11
25	34.08	19	24	13	13.00	1	13

RANG IND. IDEN DENDROGRAMME (INDICES EN POURCENTAGE DE LA SOMME DES INDICES : 8.60772 MIN = 0.46% / MAX = 34.08%)

1	0.76	POLI	---+	
2	1.38	VALE	---*--+	
3	4.58	EBFA	-----*-----+	
4	6.38	GTIX	-----*-----+	
5	25.67	LYON	-----*	
6	0.46	SCHN	---+	+
7	3.63	EAUX	---*-----+	!
8	16.76	CFAO	-----*	!
9	2.28	COMP	-----+	!
10	1.15	PRIN	---+ !	!
11	34.08	DOCK	---*--*	!
12	2.87	OLIP	-----+	!
13	---	SCOA	-----*	!

---

FIN DE LA PROCEDURE \*\* RECIP \*\*  
Arbre hiérarchique

---

---

SPAD.N - MODIFICATION DE PARAMETRES

---

NGRO='Macintosh HD:SPADN:anain70.NGRO.test'

---

**ANNEXE n° 37**

**LES MOTIVATIONS SPECIFIQUES 1987-1990**

**LA PARTITION EN 4 CLASSES**

COUPURE 'b' DE L'ARBRE EN 4 CLASSES

DESCRIPTION SOMMAIRE

CLASSE	EFFECTIF	POIDS	CONTENU
bb1b	5	5.00	1 A 5
bb2b	3	3.00	6 A 8
bb3b	3	3.00	9 A 11
bb4b	2	2.00	12 A 13

COORDONNEES ET VALEURS-TEST SUR LES AXES 1 A 3

CLASSES				COORDONNEES					VALEURS-TEST				
IDEN - LIBELLE	EFFEC.	P.ABS	DISTO	1	2	3	0	0	1	2	3	0	0
COUPURE 'b' DE L'ARBRE EN 4 CLASSES													
bb1b - CLASSE 1 / 4	5	5.00	4.03	1.42	-1.17	0.81	0.00	0.00	1.95	-2.05	1.48	0.00	0.00
bb2b - CLASSE 2 / 4	3	3.00	4.71	0.63	0.65	-1.97	0.00	0.00	0.60	0.79	-2.51	0.00	0.00
bb3b - CLASSE 3 / 4	3	3.00	6.36	-0.52	2.28	0.95	0.00	0.00	-0.50	2.76	1.21	0.00	0.00
bb4b - CLASSE 4 / 4	2	2.00	16.13	-3.71	-1.46	-0.49	0.00	0.00	-2.76	-1.38	-0.49	0.00	0.00

CONSOLIDATION DE LA PARTITION AUTOUR DES 4 CENTRES DE CLASSES,  
 REALISEE PAR 10 ITERATIONS A CENTRES MOBILES

PROGRESSION DE L'INERTIE INTER-CLASSES

ITERATION	I.TOTALE	I.INTER	QUOTIENT
0	8.607720	6.584915	0.7650
1	8.607720	6.584915	0.7650
2	8.607720	6.584915	0.7650

ARRET APRES L'ITERATION 2 : L'ACCROISSEMENT DE L'INERTIE INTER-CLASSES  
 PAR RAPPORT A L'ITERATION PRECEDENTE N'EST QUE DE 0.000 %.

DECOMPOSITION DE L'INERTIE CALCULEE SUR 3 AXES

	INERTIES		EFFECTIFS		POIDS		DISTANCES	
	AVANT	APRES	AVANT	APRES	AVANT	APRES	AVANT	APRES
INERTIE INTER-CLASSES	6.5849	6.5849						
INERTIES INTRA-CLASSE								
CLASSE 1 / 4	1.1279	1.1279	5	5	5.00	5.00	4.0281	4.0281
CLASSE 2 / 4	0.3524	0.3524	3	3	3.00	3.00	4.7067	4.7067
CLASSE 3 / 4	0.2952	0.2952	3	3	3.00	3.00	6.3596	6.3596
CLASSE 4 / 4	0.2474	0.2474	2	2	2.00	2.00	16.1322	16.1322
INERTIE TOTALE	8.6077	8.6077						

QUOTIENT (INERTIE INTER / INERTIE TOTALE) : AVANT ... 0.7650  
 APRES ... 0.7650

COORDONNEES ET VALEURS-TEST SUR LES AXES 1 A 3

CLASSES	COORDONNEES								VALEURS-TEST					
	IDEN - LIBELLE	EFFEC.	P.ABS	DISTO	1	2	3	0	0	1	2	3	0	0
COUPURE 'b' DE L'ARBRE EN 4 CLASSES														
bb1b - CLASSE 1 / 4	5	5.00	4.03	1.42	-1.17	0.81	0.00	0.00	1.95	-2.05	1.48	0.00	0.00	
bb2b - CLASSE 2 / 4	3	3.00	4.71	0.63	0.65	-1.97	0.00	0.00	0.60	0.79	-2.51	0.00	0.00	
bb3b - CLASSE 3 / 4	3	3.00	6.36	-0.52	2.28	0.95	0.00	0.00	-0.50	2.76	1.21	0.00	0.00	
bb4b - CLASSE 4 / 4	2	2.00	16.13	-3.71	-1.46	-0.49	0.00	0.00	-2.76	-1.38	-0.49	0.00	0.00	

COMPOSITION DE : COUPURE 'b' DE L'ARBRE EN 4 CLASSES

----- CLASSE 1 / 4  
EBFA VALE LYON GTIX EBFA  
----- CLASSE 2 / 4  
CFAO SCHN EAUX  
----- CLASSE 3 / 4  
DOCK COMP PRIN  
----- CLASSE 4 / 4  
OLIP SCQA

---

---

---

---

---



POINTS LES PLUS PROCHES DU CENTRE DE GRAVITE

CLASSE 1/ 4 ( EFFECTIF 5)

rg	Distance	ident.	rg	Distance	ident.	rg	Distance	ident.
1	0.12550	POLI	2	1.3202	EBFA	3	1.9418	VALE
4	5.5597	GTIX	5	5.7150	LYON			

CLASSE 2/ 4 ( EFFECTIF 3)

rg	Distance	ident.	rg	Distance	ident.	rg	Distance	ident.
1	0.53476	SCHN	2	1.3380	EAUX	3	2.7078	CFAO

CLASSE 3/ 4 ( EFFECTIF 3)

rg	Distance	ident.	rg	Distance	ident.	rg	Distance	ident.
1	0.67656	PRIN	2	1.4580	DOCK	3	1.7032	COMP

CLASSE 4/ 4 ( EFFECTIF 2)

rg	Distance	ident.	rg	Distance	ident.	rg	Distance	ident.
1	1.6079	OLIP	2	1.6079	SCOA			

DESCRIPTION DE LA COUPURE 'b' DE L'ARBRE EN 4 CLASSES

- CARACTERISATION DES CLASSES PAR LES MODALITES
- CARACTERISATION DES CLASSES PAR LES CONTINUES

CARACTERISATION PAR LES CONTINUES  
DES CLASSES OU MODALITES DE : COUPURE 'b' DE L'ARBRE EN 4 CLASSES

NUM. LIBELLE	VARIABLES CARACTERISTIQUES	IDEN	MOYENNES		ECARTS TYPES		V. TEST	PROBA
			CLASSE	GENERALE	CLASSE	GENERAL		
	CLASSE 1 / 4	bb1b	( POIDS =		5.00	EFFECTIF = 5 )		
2.EBE/CA		V002	0.116	0.066	0.019	0.044	3.12	0.001
3.VA/CA		V003	0.466	0.312	0.124	0.166	2.55	0.005
	CLASSE 2 / 4	bb2b	( POIDS =		3.00	EFFECTIF = 3 )		
7.CA		V007	33579.76216660.273	10502.81211913.831			2.69	0.004
9.ACTIF		V009	4.510	3.941	0.221	0.450	2.40	0.008
	CLASSE 3 / 4	bb3b	( POIDS =		3.00	EFFECTIF = 3 )		
8.CA/ACTIF		V008	2.440	1.554	0.531	0.649	2.59	0.005
5.BFR/CA		V005	-0.070	0.081	0.008	0.095	-3.00	0.001
	CLASSE 4 / 4	bb4b	( POIDS =		2.00	EFFECTIF = 2 )		
10.DET/ACTIF		V010	0.525	0.250	0.015	0.135	3.00	0.001
6.DIV/RN		V006	0.000	0.269	0.000	0.160	-2.49	0.006
1.RN/CP		V001	-0.175	0.078	0.085	0.126	-2.95	0.002



**ANNEXE n° 38**

**LES RAISONS GENERALES 1970-1985**

**RESULTATS STATISTIQUES**

STATISTICAL		MANN-WHITNEY U TEST							
NONPARAM		By variable U0							
STATS		Group 1: 1				Group 2: 2			
variable	Rank Sum	Rank Sum	U	Z	p-level	Z	p-level	Valid N	Valid N
	Group 1	Group 2				adjusted		Group 1	Group 2
U1	4453.000	4863.000	2107.000	-.89223	.3722781	-.89223	.3722781	68	68
U6	4466.500	4849.500	2120.500	-.83347	.4045857	-.83347	.4045851	68	68
U16	5168.000	4148.000	1802.000	-2.21969	.0264471	-2.21969	.0264470	68	68
U21	4553.000	4763.000	2207.000	-.45699	.6476783	-.45699	.6476783	68	68
U26	4337.000	4979.000	1991.000	-1.39710	.1623942	-1.39846	.1619852	68	68
U31	4203.000	5113.000	1857.000	-1.98031	.0476774	-1.98224	.0474611	68	68
U36	5102.000	4214.000	1868.000	-1.93243	.0533149	-1.93243	.0533149	68	68

N-5      N-1

STATISTICAL		MANN-WHITNEY U TEST							
NONPARAM		By variable U0							
STATS		Group 1: 1				Group 2: 2			
variable	Rank Sum	Rank Sum	U	Z	p-level	Z	p-level	Valid N	Valid N
	Group 1	Group 2				adjusted		Group 1	Group 2
U4	4638.000	4678.000	2292.000	-.087047	.9306351	-.087047	.9306351	68	68
U9	4638.000	4678.000	2292.000	-.087047	.9306351	-.087047	.9306351	68	68
U19	4875.000	4441.000	2095.000	-.944455	.3449445	-.944459	.3449421	68	68
U24	4616.000	4700.000	2270.000	-.182798	.8549579	-.182798	.8549579	68	68
U29	4750.000	4566.000	2220.000	-.400414	.6888543	-.400519	.6887769	68	68
U34	4711.000	4605.000	2259.000	-.230673	.8175701	-.230734	.8175231	68	68
U39	4839.000	4477.000	2131.000	-.787771	.4308365	-.787775	.4308343	68	68

N-2

N-1

STATISTICA		MANN-WHITNEY U TEST							
NONPARAM		By variable UO							
STATS		Group 1: 1				Group 2: 2			
variable	Rank Sum Group 1	Rank Sum Group 2	U	Z	p-level	Z adjusted	p-level	Valid N Group 1	Valid N Group 2
U3	4599.000	4717.000	2253.000	-.256787	.7973447	-.256787	.7973447	68	68
U8	4619.000	4697.000	2273.000	-.169741	.8652151	-.169741	.8652151	68	68
U18	4615.000	4701.000	2269.000	-.187150	.8515442	-.187151	.8515435	68	68
U23	4618.000	4698.000	2272.000	-.174093	.8617935	-.174093	.8617935	68	68
U28	4522.000	4794.000	2176.000	-.591916	.5539109	-.592118	.5537755	68	68
U33	4471.000	4845.000	2125.000	-.813885	.4157169	-.814163	.4155578	68	68
U38	4620.000	4696.000	2274.000	-.165388	.8686393	-.165389	.8686387	68	68

N-3

N-2



STATISTICAL MANN-WHITNEY U TEST  
 NONPARAM By variable UO  
 STATS Group 1: 1

Group 2: 2

variable	Rank Sum	Rank Sum	U	Z	p-level	Z	p-level	Valid N	Valid N
	Group 1	Group 2				adjusted		Group 1	Group 2
U2	4609.000	4707.000	2263.000	-.213264	.8311224	-.213264	.8311224	68	68
U7	4599.000	4717.000	2253.000	-.256787	.7973447	-.256787	.7973447	68	68
U17	4835.000	4481.000	2135.000	-.770362	.4410911	-.770362	.4410911	68	68
U22	4663.000	4653.000	2307.000	-.021762	.9826382	-.021762	.9826382	68	68
U27	4543.000	4773.000	2197.000	-.500517	.6167142	-.500517	.6164787	68	68
U32	4457.000	4859.000	2111.000	-.874817	.3816798	-.875402	.3813615	68	68
U37	4817.000	4499.000	2153.000	-.692020	.4889299	-.692020	.4889299	68	68

N-4

N-3

variable	Rank Sum	Rank Sum	U	Z	p-level	Z	p-level	Valid N	Valid N
	Group 1	Group 2				adjusted			
U1	4555.000	4761.000	2209.000	-.448290	.6539472	-.448290	.6539472	68	68
U6	4588.000	4728.000	2242.000	-.304663	.7606249	-.304663	.7606249	68	68
U16	4828.000	4488.000	2142.000	-.739895	.4593689	-.739895	.4593689	68	68
U21	4612.000	4704.000	2266.000	-.200207	.8413200	-.200207	.8413200	68	68
U26	4512.000	4804.000	2166.000	-.635440	.5251464	-.636610	.5243835	68	68
U31	4523.000	4793.000	2177.000	-.587564	.5568291	-.588646	.5561028	68	68
U36	4754.000	4562.000	2216.000	-.417823	.6760792	-.417823	.6760791	68	68

N-5      N-4

Variable dépendante  
MODE DE PAIEMENT

groupe 1: OPE  
groupe 2: OPA

Variable dépendante  
MODE DE PAIEMENT

Groupe 1 : OPE  
Groupe 2 : OPA

STATISTICA   MANN-WHITNEY U TEST						
NONPARAM   By variable V14						
STATS   Group 1: 1			Group 2: 2			
variable	Rank Sum Group 1	Rank Sum Group 2	U	Z	p-level	Z adjusted
V5	1172.000	1174.000	394.0000	-2.12666	.0334556	-2.12666
V10	1296.000	1050.000	270.0000	-3.66431	.0002484	-3.66431
V11	1169.000	1177.000	397.0000	-2.08946	.0366739	-2.08956
V12	860.500	1485.500	425.5000	-1.73605	.0825642	-2.62893
V15	885.000	1461.000	450.0000	-1.43224	.1520840	-1.46477
V20	940.000	1406.000	505.0000	-.75022	.4531262	-.75022
V25	852.000	1494.000	417.0000	-1.84146	.0655641	-1.84146
V30	1132.000	1214.000	434.0000	-1.63065	.1029743	-1.63096
V35	1128.000	1218.000	438.0000	-1.58105	.1138770	-1.58135
V40	902.000	1444.000	467.0000	-1.22144	.2219297	-1.22144

STATISTICA   MANN-WHITNEY U TEST				
NONPARAM   By variable V14				
STATS   Group 1: 1		Group 2: 2		
variable	p-level	Valid N Group 1	Valid N Group 2	
V5	.0334556	29	39	
V10	.0002484	29	39	
V11	.0366650	29	39	
V12	.0085694	29	39	
V15	.1429939	29	39	
V20	.4531262	29	39	
V25	.0655641	29	39	
V30	.1029086	29	39	
V35	.1138080	29	39	
V40	.2219297	29	39	

STATISTICAL MANN-WHITNEY U TEST						
NONPARAM By variable V12						
STATS Group 1: 1			Group 2: 2			
variable	Rank Sum Group 1	Rank Sum Group 2	U	Z	p-level	Z adjusted
V5	1911.000	435.0000	315.0000	-.33783	.7354921	-.33783
V10	1936.000	410.0000	332.0000	-.06435	.9486928	-.06435
V11	2034.000	312.0000	234.0000	-1.64090	.1008284	-1.64098
V14	1792.000	554.0000	196.0000	-2.25221	.0243156	-2.62893
V15	1746.500	599.5000	150.5000	-2.98418	.0028455	-3.05195
V20	1929.000	417.0000	333.0000	-.04826	.9615080	-.04826
V25	1886.000	460.0000	290.0000	-.74001	.4592977	-.74001
V30	1999.000	347.0000	269.0000	-1.07784	.2811112	-1.07805
V35	1990.000	356.0000	278.0000	-.93306	.3507962	-.93324
V40	1908.000	438.0000	312.0000	-.38609	.6994299	-.38609

Variable dépendante

NATIONALITE DE  
L'INITIATEUR

Groupe 1 : France

Groupe 2 : Etranger

STATISTICAL MANN-WHITNEY U TEST			
NONPARAM By variable V12			
STATS Group 1: 1		Group 2: 2	
variable	p-level	Valid N Group 1	Valid N Group 2
V5	.7354921	56	12
V10	.9486928	56	12
V11	.1008121	56	12
V14	.0085694	56	12
V15	.0022755	56	12
V20	.9615080	56	12
V25	.4592977	56	12
V30	.2810193	56	12
V35	.3507042	56	12
V40	.6994299	56	12

STATISTICA MANN-WHITNEY U TEST						
NONPARAM By variable V41						
STATS Group 1: 1			Group 2: 2			
variable	Rank Sum Group 1	Rank Sum Group 2	U	Z	p-level	Z adjusted
V5	1183.000	1163.000	363.0000	-2.45484	.0141000	-2.45484
V10	1259.000	1087.000	439.0000	-1.50780	.1316168	-1.50780
V12	1208.000	1138.000	388.0000	-2.14331	.0320955	-3.24565
V14	1314.000	1032.000	494.0000	-.82243	.4108361	-.96000
V20	1434.000	912.000	506.0000	-.67290	.5010155	-.67290
V25	1302.000	1044.000	482.0000	-.97197	.3310742	-.97197
V30	1356.000	990.000	536.0000	-.29907	.7648910	-.29912
V35	1371.000	975.000	551.0000	-.11215	.9107051	-.11217
V40	1393.000	953.000	547.0000	-.16199	.8713112	-.16199

Variable dépendante :  
PARTICIPATION AU CAPITAL  
AVANT L'OPERATION  
(INITIATEUR)

Groupe 1 : < 50%  
Groupe 2 : > 50%

STATISTICA MANN-WHITNEY U TEST				
NONPARAM By variable V41				
STATS Group 1: 1		Group 2: 2		
variable	p-level	Valid N Group 1	Valid N Group 2	
V5	.0141000	40	28	
V10	.1316168	40	28	
V12	.0011730	40	28	
V14	.3370627	40	28	
V20	.5010155	40	28	
V25	.3310742	40	28	
V30	.7648474	40	28	
V35	.9106882	40	28	
V40	.8713112	40	28	



**ANNEXE n° 39**

**LES RAISONS GENERALES 1987-1990**

**ANALYSE UNIVARIEE STATIQUE**

STATISTICAL MANN-WHITNEY U TEST						
NONPARAM By variable A						
STATS Group 1: 1			Group 2: 2			
variable	Rank Sum Group 1	Rank Sum Group 2	U	Z	p-level	Z adjusted
V1	964.000	1116.000	436.0000	-1.02046	.3075163	-1.02046
V2	965.000	1115.000	437.0000	-1.00704	.3139248	-1.00704
V3	1023.000	1057.000	495.0000	-.22826	.8194443	-.22826
V4	1190.000	890.000	362.0000	-2.01407	.0440102	-2.01407
V5	1130.000	950.000	422.0000	-1.20844	.2268855	-1.20844
V6	1112.000	968.000	440.0000	-.96676	.3336738	-.96676
V7	986.000	1094.000	458.0000	-.72507	.4684167	-.72507
V8	1025.000	1055.000	497.0000	-.20141	.8403814	-.20141
V9	1105.000	975.000	447.0000	-.87277	.3827977	-.87277

Analyse univariée  
statistique N-3

STATISTICAL MANN-WHITNEY U TEST				
NONPARAM By variable A				
STATS Group 1: 1		Group 2: 2		
variable	p-level	Valid N Group 1	Valid N Group 2	
V1	.3075163	32	32	
V2	.3139248	32	32	
V3	.8194443	32	32	
V4	.0440102	32	32	
V5	.2268855	32	32	
V6	.3261968	32	32	
V7	.4684167	32	32	
V8	.8403814	32	32	
V9	.3827977	32	32	



STATISTICAL MANN-WHITNEY U TEST						
NONPARAMETRIC By variable A						
STATISTICS			Group 2: 2			
variable	Rank Sum Group 1	Rank Sum Group 2	U	Z	p-level	Z adjusted
V1	977.000	1103.000	449.0000	-.84591	.3976088	-.84591
V2	924.000	1156.000	396.0000	-1.55755	.1193499	-1.55755
V3	1026.000	1054.000	498.0000	-.18798	.8508934	-.18798
V4	1193.000	887.000	359.0000	-2.05435	.0399495	-2.05435
V5	1106.000	974.000	446.0000	-.88619	.3755206	-.88619
V6	1062.000	1018.000	490.0000	-.29540	.7676922	-.29820
V7	1012.000	1068.000	484.0000	-.37596	.7069489	-.37596
V8	1022.000	1058.000	494.0000	-.24169	.8090229	-.24169
V9	1091.000	989.000	461.0000	-.68478	.4934846	-.68478

Analyse univari e  
statistique N-2

STATISTICAL MANN-WHITNEY U TEST			
NONPARAMETRIC By variable A			
STATISTICS		Group 2: 2	
variable	p-level	Valid N Group 1	Valid N Group 2
V1	.3976089	32	32
V2	.1193498	32	32
V3	.8508934	32	32
V4	.0399495	32	32
V5	.3755207	32	32
V6	.7655556	32	32
V7	.7069489	32	32
V8	.8090229	32	32
V9	.4934847	32	32

STATISTICAL MANN-WHITNEY U TEST						
NONPARAMETRIC By variable A						
STATISTICS			Group 2: 2			
variable	Rank Sum Group 1	Rank Sum Group 2	U	Z	p-level	Z adjusted
V1	912.000	1168.000	384.0000	-1.71868	.0856831	-1.71868
V2	901.000	1179.000	373.0000	-1.86637	.0619981	-1.86637
V3	1032.000	1048.000	504.0000	-.10742	.9144586	-.10742
V4	1214.000	866.000	338.0000	-2.33632	.0194805	-2.33632
V5	1091.000	989.000	461.0000	-.68478	.4934846	-.68478
V6	1076.500	1003.500	475.5000	-.49009	.6240728	-.49395
V7	1023.000	1057.000	495.0000	-.22826	.8194443	-.22826
V8	1033.000	1047.000	505.0000	-.09399	.9251176	-.09399
V9	1079.000	1001.000	473.0000	-.52366	.6005194	-.52366

Analyse univariée  
statistique N-1

STATISTICAL MANN-WHITNEY U TEST			
NONPARAMETRIC By variable A			
STATISTICS		Group 2: 2	
variable	p-level	Valid N Group 1	Valid N Group 2
V1	.0856831	32	32
V2	.0619981	32	32
V3	.9144586	32	32
V4	.0194805	32	32
V5	.4934847	32	32
V6	.6213441	32	32
V7	.8194443	32	32
V8	.9251176	32	32
V9	.6005194	32	32

**ANNEXE n° 40**

**LES RAISONS GENERALES 1987-1990**

**ANALYSE MULTIVARIEE STATIQUE**

MULTINOMIAL LOGIT ANALYSIS

\*\*\*\*\*

N-3  
Modèle n° 1

DEPENDENT VARIABLE: A

NUMBER OF RECORDS PROCESSED: 64

NUMBER OF CHOICES IN EACH CATEGORY

1 32  
2 32

INDEPENDENT VARIABLE MEANS

VARIABLE	D = 1	D = 2
1 CONSTANT	1.000	1.000
2 U3	.4191	.4210
3 U4	.6763	.5940
4 U5	.1873	.1286
5 U6	.2664	.1897
6 U8	.2586	.2974
7 U9	3.998	1.335

LOG LIKELIHOOD AT ITERATION 1 IS -44.3614  
 LOG LIKELIHOOD AT ITERATION 2 IS -38.9945  
 LOG LIKELIHOOD AT ITERATION 3 IS -37.4069  
 LOG LIKELIHOOD AT ITERATION 4 IS -36.9947  
 LOG LIKELIHOOD AT ITERATION 5 IS -36.9695  
 LOG LIKELIHOOD AT ITERATION 6 IS -36.9692  
 CONVERGENCE ACHIEVED.

RESULTS OF ESTIMATION  
 \*\*\*\*\*

LOG LIKELIHOOD: -36.9692

PARAMETER	ESTIMATE	STANDARD ERROR	T-STATISTIC
1 CONSTANT	-4.15013	1.91595	-2.1661
2 U3	-3.42027	2.26865	-1.5076
3 U4	5.82243	2.61062	2.2303
4 U5	3.63896	2.10487	1.7288
5 U6	1.17259	1.30063	.90156
6 U8	1.25485	2.21411	.56675
7 U9	.297008	.153772	1.9315

-2 TIMES LOG LIKELIHOOD RATIO (CHI SQUARED) : 14.7843  
 WITH 6 DEGREES OF FREEDOM

CHOICE PROBABILITIES FOR EACH CATEGORY  
 ACTUAL & PREDICTED USING MEAN X'S

	OBSERVED	PREDICTED
1	.500000	.523554
2	.500000	.476446

INDEPENDENT VARIABLE DERIV

VARIABLE	D = 1	D = 2
1 CONSTANT	-1.035	1.035
2 U3	-.8532	.8532

3	U4		1.452	-1.452
4	U5		.9077	-.9077
5	U6		.2925	-.2925
6	U8		.3130	-.3130
7	U9		0.7409E-01	-.7409E-01

MULTINOMIAL LOGIT ANALYSIS <sup>κ</sup>  
 \*\*\*\*\*

N-3

Modèle n° 2

DEPENDENT VARIABLE: A

NUMBER OF RECORDS PROCESSED: 64

NUMBER OF CHOICES IN EACH CATEGORY

=====

1	32
2	32

INDEPENDENT VARIABLE MEANS

=====

VARIABLE	D = 1	D = 2
1 CONSTANT	1.000	1.000
2 U2	.1102	.1535
3 U5	.1873	.1286
4 U6	.2664	.1897
5 U8	.2586	.2974
6 U9	3.998	1.335

LOG LIKELIHOOD AT ITERATION 1 IS -44.3614  
 LOG LIKELIHOOD AT ITERATION 2 IS -39.3880  
 LOG LIKELIHOOD AT ITERATION 3 IS -37.9058  
 LOG LIKELIHOOD AT ITERATION 4 IS -37.3991  
 LOG LIKELIHOOD AT ITERATION 5 IS -37.3480  
 LOG LIKELIHOOD AT ITERATION 6 IS -37.3471  
 CONVERGENCE ACHIEVED.

RESULTS OF ESTIMATION  
 \*\*\*\*\*

LOG LIKELIHOOD: -37.3471

PARAMETER	ESTIMATE	STANDARD ERROR	T-STATISTIC
1 CONSTANT	-.335662	.856182	-.39205
2 U2	-12.2582	6.08830	-2.0134
3 U5	3.73436	2.23615	1.6700
4 U6	1.13249	1.21626	.93113
5 U8	1.28867	2.26311	.56942
6 U9	.303312	.165665	1.8309

-2 TIMES LOG LIKELIHOOD RATIO (CHI SQUARED) : 14.0286  
 WITH 5 DEGREES OF FREEDOM

CHOICE PROBABILITIES FOR EACH CATEGORY  
 ACTUAL & PREDICTED USING MEAN X'S

	OBSERVED	PREDICTED
1	.500000	.515880
2	.500000	.484120

INDEPENDENT VARIABLE DERIV

=====

VARIABLE	D = 1	D = 2
1 CONSTANT	-.8383E-01	0.8383E-01
2 U2	-3.061	3.061
3 U5	.9326	-.9326

4	U6		.2828	- .2828
5	U8		.3218	- .3218
6	U9		0.7575E-01	- .7575E-01

MULTINOMIAL LOGIT ANALYSIS

\*\*\*\*\*

N-2

DEPENDENT VARIABLE: A

Modèle n° 1

NUMBER OF RECORDS PROCESSED: 64

NUMBER OF CHOICES IN EACH CATEGORY

=====

1	32
2	32

INDEPENDENT VARIABLE MEANS

=====

VARIABLE	D = 1	D = 2
1 CONSTANT	1.000	1.000
2 U1	.1109	.1357
3 U3	.4146	.4119
4 U4	.6847	.5818
5 U5	.1878	.1342
6 U7	1.476	1.527
7 U8	.2554	.2885
8 U9	3.663	1.653

LOG LIKELIHOOD AT ITERATION 1 IS -44.3614  
 LOG LIKELIHOOD AT ITERATION 2 IS -39.3134  
 LOG LIKELIHOOD AT ITERATION 3 IS -37.8650  
 LOG LIKELIHOOD AT ITERATION 4 IS -37.5153  
 LOG LIKELIHOOD AT ITERATION 5 IS -37.5017  
 LOG LIKELIHOOD AT ITERATION 6 IS -37.5017  
 CONVERGENCE ACHIEVED.

RESULTS OF ESTIMATION

\*\*\*\*\*

LOG LIKELIHOOD: -37.5017

PARAMETER	ESTIMATE	STANDARD ERROR	T-STATISTIC
1 CONSTANT	-4.27811	2.64308	-1.6186
2 U1	4.08953	2.77549	1.4734
3 U3	-4.88052	2.93370	-1.6636
4 U4	7.88673	3.15002	2.5037
5 U5	2.30521	2.31185	.99713
6 U7	-.623728	.709758	-.87879
7 U8	2.18923	2.47629	.88408
8 U9	.303633	.146852	2.0676

-2 TIMES LOG LIKELIHOOD RATIO (CHI SQUARED) : 13.7194  
 WITH 7 DEGREES OF FREEDOM

CHOICE PROBABILITIES FOR EACH CATEGORY

ACTUAL & PREDICTED USING MEAN X'S

	OBSERVED	PREDICTED
1	.500000	.510194
2	.500000	.489806

INDEPENDENT VARIABLE DERIV

=====

VARIABLE	D = 1	D = 2
----------	-------	-------



1	CONSTANT		-1.069	1.069
2	U1		1.022	-1.022
3	U3		-1.220	1.220
4	U4		1.971	-1.971
5	U5		.5761	-.5761
6	U7		-.1559	.1559
7	U8		.5471	-.5471
8	U9		0.7588E-01	-.7588E-01

MULTINOMIAL LOGIT ANALYSIS

\*\*\*\*\*

N-2

DEPENDENT VARIABLE: A

Modèle n° 2

NUMBER OF RECORDS PROCESSED: 64

NUMBER OF CHOICES IN EACH CATEGORY

1	32
2	32

INDEPENDENT VARIABLE MEANS

VARIABLE	D = 1	D = 2
1 CONSTANT	1.000	1.000
2 U2	.1072	.1528
3 U5	.1878	.1342
4 U9	3.663	1.653

LOG LIKELIHOOD AT ITERATION 1 IS -44.3614  
 LOG LIKELIHOOD AT ITERATION 2 IS -41.0671  
 LOG LIKELIHOOD AT ITERATION 3 IS -39.9787  
 LOG LIKELIHOOD AT ITERATION 4 IS -39.7557  
 LOG LIKELIHOOD AT ITERATION 5 IS -39.7478  
 LOG LIKELIHOOD AT ITERATION 6 IS -39.7478  
 CONVERGENCE ACHIEVED.

RESULTS OF ESTIMATION

\*\*\*\*\*

LOG LIKELIHOOD: -39.7478

PARAMETER	ESTIMATE	STANDARD ERROR	T-STATISTIC
1 CONSTANT	.263463	.559978	.47049
2 U2	-8.96226	4.88892	-1.8332
3 U5	2.40186	1.87144	1.2834
4 U9	.211558	.112712	1.8770

-2 TIMES LOG LIKELIHOOD RATIO (CHI SQUARED) : 9.22730  
 WITH 3 DEGREES OF FREEDOM

CHOICE PROBABILITIES FOR EACH CATEGORY  
 ACTUAL & PREDICTED USING MEAN X'S

	OBSERVED	PREDICTED
1	.500000	.511875
2	.500000	.488125

INDEPENDENT VARIABLE DERIV

VARIABLE	D = 1	D = 2
1 CONSTANT	0.6583E-01	-.6583E-01
2 U2	-2.239	2.239
3 U5	.6001	-.6001
4 U9	0.5286E-01	-.5286E-01

MULTINOMIAL LOGIT ANALYSIS  
 \*\*\*\*\*

N-1

DEPENDENT VARIABLE: A

Modèle n° 1

NUMBER OF RECORDS PROCESSED: 64

NUMBER OF CHOICES IN EACH CATEGORY

1 32  
 2 32

INDEPENDENT VARIABLE MEANS

VARIABLE	D = 1	D = 2
1 CONSTANT	1.000	1.000
2 U3	.4138	.4189
3 U4	.6903	.5870
4 U7	1.410	1.526
5 U8	.2525	.2657
6 U9	3.559	1.848

LOG LIKELIHOOD AT ITERATION 1 IS -44.3614  
 LOG LIKELIHOOD AT ITERATION 2 IS -37.7467  
 LOG LIKELIHOOD AT ITERATION 3 IS -37.0098  
 LOG LIKELIHOOD AT ITERATION 4 IS -36.9571  
 LOG LIKELIHOOD AT ITERATION 5 IS -36.9569  
 CONVERGENCE ACHIEVED.

RESULTS OF ESTIMATION  
 \*\*\*\*\*

LOG LIKELIHOOD: -36.9569

PARAMETER	ESTIMATE	STANDARD ERROR	T-STATISTIC
1 CONSTANT	-2.47096	2.11459	-1.1685
2 U3	-3.68713	2.38620	-1.5452
3 U4	6.61375	2.36722	2.7939
4 U7	-1.07867	.650371	-1.6585
5 U8	3.05167	2.89564	1.0539
6 U9	.233391	.125954	1.8530

-2 TIMES LOG LIKELIHOOD RATIO (CHI SQUARED) : 14.8091  
 WITH 5 DEGREES OF FREEDOM

CHOICE PROBABILITIES FOR EACH CATEGORY  
 ACTUAL & PREDICTED USING MEAN X'S

	OBSERVED	PREDICTED
1	.500000	.513955
2	.500000	.486045

INDEPENDENT VARIABLE DERIV

VARIABLE	D = 1	D = 2
1 CONSTANT	-.6173	.6173
2 U3	-.9211	.9211
3 U4	1.652	-1.652
4 U7	-.2695	.2695
5 U8	.7623	-.7623

6 U9

| 0.5830E-01 -.5830E-01

MULTINOMIAL LOGIT ANALYSIS

\*\*\*\*\*

N=1

DEPENDENT VARIABLE: A

Modèle n° 2

NUMBER OF RECORDS PROCESSED: 64

NUMBER OF CHOICES IN EACH CATEGORY

=====

1	32
2	32

INDEPENDENT VARIABLE MEANS

=====

VARIABLE	D = 1	D = 2
1 CONSTANT	1.000	1.000
2 U3	.4138	.4189
3 U4	.6903	.5870
4 U7	1.410	1.526
5 U8	.2525	.2657

LOG LIKELIHOOD AT ITERATION	1 IS	-44.3614
LOG LIKELIHOOD AT ITERATION	2 IS	-39.5717
LOG LIKELIHOOD AT ITERATION	3 IS	-39.3829
LOG LIKELIHOOD AT ITERATION	4 IS	-39.3806
LOG LIKELIHOOD AT ITERATION	5 IS	-39.3806

CONVERGENCE ACHIEVED.

RESULTS OF ESTIMATION

\*\*\*\*\*

LOG LIKELIHOOD: -39.3806

PARAMETER	ESTIMATE	STANDARD ERROR	T-STATISTIC
1 CONSTANT	-.494208	1.79222	-.27575
2 U3	-2.48733	2.23415	-1.1133
3 U4	5.29854	2.00701	2.6400
4 U7	-1.17253	.658937	-1.7796
5 U8	-.666555	2.16214	-.30828

-2 TIMES LOG LIKELIHOOD RATIO (CHI SQUARED) : 9.96165  
WITH 4 DEGREES OF FREEDOM

CHOICE PROBABILITIES FOR EACH CATEGORY  
ACTUAL & PREDICTED USING MEAN X'S

	OBSERVED	PREDICTED
1	.500000	.489985
2	.500000	.510015

INDEPENDENT VARIABLE DERIV

=====

VARIABLE	D = 1	D = 2
1 CONSTANT	-.1235	.1235
2 U3	-.6216	.6216
3 U4	1.324	-1.324
4 U7	-.2930	.2930
5 U8	-.1666	.1666



**ANNEXE n° 41**

**LES RAISONS GENERALES 1987-1990**

**ANALYSE UNIVARIEE STATIQUE  
AVEC LES INDICATEURS DE SECOND ORDRE**

STATISTICA NONPARAM STATS		MANN-WHITNEY U TEST By variable U18 Group 1: 1                      Group 2: 2							
variable	Rank Sum Group 1	Rank Sum Group 2	U	Z	p-level	Z adjusted	p-level	Valid N Group 1	Valid N Group 2
U1	208.0000	23.0000	13.00000	-2.45015	.0142849	-2.45015	.0142849	28	4
U2	468.0000	60.0000	50.00000	-.34188	.7324421	-.34188	.7324421	28	4
U3	472.0000	56.0000	46.00000	-.56980	.5688154	-.56980	.5688154	28	4
U4	458.0000	70.0000	52.00000	-.22792	.8197090	-.22792	.8197090	28	4
U5	486.0000	42.0000	32.00000	-1.36753	.1714698	-1.36753	.1714698	28	4
U6	473.0000	55.0000	45.00000	-.62678	.5308059	-.63002	.5286828	28	4
U7	468.0000	60.0000	50.00000	-.34188	.7324421	-.34188	.7324421	28	4
U8	463.0000	65.0000	55.00000	-.05698	.9545612	-.05698	.9545612	28	4
U9	458.0000	70.0000	52.00000	-.22792	.8197090	-.22792	.8197090	28	4
U10	483.0000	45.0000	35.00000	-1.19659	.2314768	-1.19659	.2314768	28	4
U11	439.0000	89.0000	33.00000	-1.31055	.1900204	-1.31055	.1900204	28	4
U12	503.0000	25.0000	15.00000	-2.33619	.0194874	-2.33641	.0194762	28	4
U13	470.0000	58.0000	48.00000	-.45584	.6485065	-.54336	.5868870	28	4
U14	440.0000	88.0000	34.00000	-1.25357	.2100089	-1.52307	.1277523	28	4
U15	482.0000	46.0000	36.00000	-1.13961	.2544591	-1.68488	.0920211	28	4
U16	478.0000	50.0000	40.00000	-.91168	.3619416	-1.21499	.2243805	28	4
U17	406.0000	122.0000	.00000	-3.19090	.0014197	-3.66976	.0002432	28	4

Variable dépendante

PARTICIPATION DANS LE CAPITAL

Groupe 1 : < 50%

Groupe 2 : > 50%



STATISTICA NONPARAM STATS		MANN-WHITNEY U TEST By variable U15 Group 1: 1                      Group 2: 2							
variable	Rank Sum Group 1	Rank Sum Group 2	U	Z	p-level	Z adjusted	p-level	Valid N Group 1	Valid N Group 2
V1	97.0000	431.0000	76.00000	-.09656	.9230757	-.09656	.9230757	6	26
V2	107.0000	421.0000	70.00000	-.38624	.6993188	-.38624	.6993188	6	26
V3	138.0000	390.0000	39.00000	-1.88294	.0597179	-1.88294	.0597179	6	26
V4	107.0000	421.0000	70.00000	-.38624	.6993188	-.38624	.6993188	6	26
V5	85.0000	443.0000	64.00000	-.67593	.4990923	-.67593	.4990923	6	26
V6	138.0000	390.0000	39.00000	-1.88294	.0597178	-1.89268	.0584100	6	26
V7	111.0000	417.0000	66.00000	-.57937	.5623467	-.57937	.5623467	6	26
V8	64.0000	464.0000	43.00000	-1.68982	.0910729	-1.68982	.0910730	6	26
V9	127.0000	401.0000	50.00000	-1.35185	.1764320	-1.35185	.1764320	6	26
V10	68.0000	460.0000	47.00000	-1.49669	.1344827	-1.49669	.1344827	6	26
V11	123.0000	405.0000	54.00000	-1.15873	.2465745	-1.15873	.2465746	6	26
V12	93.5000	434.5000	72.50000	-.26554	.7905933	-.26557	.7905746	6	26
V13	79.0000	449.0000	58.00000	-.96561	.3342471	-1.15099	.2497435	6	26
V14	116.0000	412.0000	61.00000	-.82077	.4117847	-.99722	.3186647	6	26
V16	75.0000	453.0000	54.00000	-1.15873	.2465745	-1.54422	.1225449	6	26
V17	115.5000	412.5000	61.50000	-.79663	.4256733	-.91618	.3595797	6	26

Variable dépendante

MODE DE PAIEMENT

Groupe 1 : OPE

Groupe 2 : OPA

STATISTICA NONPARAM STATS	MANN-WHITNEY U TEST								
	By variable U14								
variable	Group 1: 1			Group 2: 2					
	Rank Sum Group 1	Rank Sum Group 2	U	Z	p-level	Z adjusted	p-level	Valid N Group 1	Valid N Group 2
U1	202.0000	326.0000	95.0000	-.81336	.4160191	-.81336	.4160191	11	21
U2	207.0000	321.0000	90.0000	-1.01174	.3116712	-1.01174	.3116712	11	21
U3	204.0000	324.0000	93.0000	-.89271	.3720195	-.89271	.3720195	11	21
U4	163.0000	365.0000	97.0000	-.73401	.4629507	-.73401	.4629507	11	21
U5	197.0000	331.0000	100.0000	-.61498	.5385739	-.61498	.5385739	11	21
U6	200.0000	328.0000	97.0000	-.73401	.4629507	-.73780	.4606404	11	21
U7	200.0000	328.0000	97.0000	-.73401	.4629507	-.73401	.4629507	11	21
U8	175.0000	353.0000	109.0000	-.25789	.7964905	-.25789	.7964905	11	21
U9	196.0000	332.0000	101.0000	-.57530	.5650913	-.57530	.5650913	11	21
U10	136.0000	392.0000	70.0000	-1.80526	.0710438	-1.80526	.0710438	11	21
U11	228.0000	300.0000	69.0000	-1.84493	.0650565	-1.84493	.0650565	11	21
U12	161.0000	367.0000	95.0000	-.81336	.4160191	-.81343	.4159764	11	21
U13	179.5000	348.5000	113.5000	-.07935	.9367532	-.09459	.9246439	11	21
U15	198.5000	329.5000	98.5000	-.67449	.5000037	-.99722	.3186647	11	21
U16	265.5000	262.5000	31.5000	-3.33278	.0008608	-4.44154	.0000090	11	21
U17	183.0000	345.0000	114.0000	-.05951	.9525431	-.06845	.9454315	11	21

Variable dépendante

NATURE

Groupe 1 : hostile

Groupe 2 : amicale

**ANNEXE n° 42**

**LES RAISONS GENERALES 1987-1990**

**ANALYSE UNIVARIEE DYNAMIQUE**

STATISTICA NONPARAM STATS		MANN-WHITNEY U TEST By variable A								
		Group 1: 1			Group 2: 2					
variable	Rank Sum Group 1	Rank Sum Group 2	U	Z	p-level	Z adjusted	p-level	Valid N Group 1	Valid N Group 2	
V1	1002.000	1078.000	474.0000	-.51023	.6098925	-.51023	.6098925	32	32	
V2	975.000	1105.000	447.0000	-.87277	.3827977	-.87277	.3827977	32	32	
V3	967.000	1113.000	439.0000	-.98018	.3270035	-.98018	.3270036	32	32	
V4	1109.000	971.000	443.0000	-.92647	.3542069	-.92647	.3542069	32	32	
V5	1015.000	1065.000	487.0000	-.33568	.7371153	-.33568	.7371153	32	32	
V6	1021.000	1059.000	493.0000	-.25512	.7986352	-.25512	.7986330	32	32	
V7	1021.000	1059.000	493.0000	-.25512	.7986352	-.25622	.7977864	32	32	
V8	911.000	1169.000	383.0000	-1.73210	.0832649	-1.73210	.0832649	32	32	
V9	1025.000	1055.000	497.0000	-.20141	.8403814	-.20141	.8403814	32	32	
V10	896.000	1184.000	368.0000	-1.93351	.0531822	-1.93351	.0531822	32	32	
V11	1161.000	919.000	391.0000	-1.62469	.1042394	-1.62469	.1042394	32	32	
V12	954.000	1126.000	426.0000	-1.15474	.2482075	-1.15474	.2482075	32	32	

Aba Analyse univariée N-3 / N-1

STATISTICA NONPARAM STATS		MANN-WHITNEY U TEST By variable A Group 1: 1                      Group 2: 2							
variable	Rank Sum Group 1	Rank Sum Group 2	U	Z	p-level	Z adjusted	p-level	Valid N Group 1	Valid N Group 2
V1	1054.000	1026.000	498.0000	-.18798	.8508934	-.18798	.8508934	32	32
V2	1001.000	1079.000	473.0000	-.52366	.6005194	-.52366	.6005194	32	32
V3	1027.000	1053.000	499.0000	-.17455	.8614320	-.17455	.8614320	32	32
V4	1043.000	1037.000	509.0000	-.04028	.9678690	-.04028	.9678690	32	32
V5	1053.000	1027.000	499.0000	-.17455	.8614320	-.17455	.8614320	32	32
V6	1079.000	1001.000	473.0000	-.52366	.6005194	-.52366	.6005152	32	32
V7	1043.500	1036.500	508.5000	-.04700	.9625175	-.04720	.9623544	32	32
V8	934.000	1146.000	406.0000	-1.42328	.1546653	-1.42328	.1546653	32	32
V9	981.000	1099.000	453.0000	-.79220	.4282487	-.79220	.4282488	32	32
V10	995.000	1085.000	467.0000	-.60422	.5457004	-.60422	.5457004	32	32
V11	1199.000	881.000	353.0000	-2.13492	.0327753	-2.13492	.0327753	32	32
V12	948.000	1132.000	420.0000	-1.23530	.2167286	-1.23530	.2167286	32	32

Analyse univariée N-2 / N-1



**ANNEXE n° 43**

**LES RAISONS GENERALES 1987-1990**

**ANALYSE MULTIVARIEE DYNAMIQUE**

MULTINOMIAL LOGIT ANALYSIS  
 \*\*\*\*\*

N-3 / N-1

DEPENDENT VARIABLE: A

NUMBER OF RECORDS PROCESSED: 65

Modèle n° 1

NUMBER OF RECORDS DELETED FOR MISSING DATA: 1

NUMBER OF CHOICES IN EACH CATEGORY

=====

1	32
2	32

INDEPENDENT VARIABLE MEANS

VARIABLE	D = 1	D = 2
1 CONSTANT	1.000	1.000
2 U1	.3219	15.82
3 U2	-.4396E-01	0.5081E-01
4 U3	-.1301E-01	-.1113E-01
5 U5	0.4899E-01	.5770
6 U8	.1454	.2928
7 U9	-.5086E-01	-.2976E-01
8 U10	0.2503E-01	0.4392E-01
9 U12	.1605	.3763

LOG LIKELIHOOD AT ITERATION 1 IS -44.3614  
 LOG LIKELIHOOD AT ITERATION 2 IS -35.4922  
 LOG LIKELIHOOD AT ITERATION 3 IS -34.6515  
 LOG LIKELIHOOD AT ITERATION 4 IS -34.4723  
 LOG LIKELIHOOD AT ITERATION 5 IS -34.2883  
 LOG LIKELIHOOD AT ITERATION 6 IS -34.1615  
 LOG LIKELIHOOD AT ITERATION 7 IS -34.1519  
 LOG LIKELIHOOD AT ITERATION 8 IS -34.1517  
 CONVERGENCE ACHIEVED.

RESULTS OF ESTIMATION  
 \*\*\*\*\*

LOG LIKELIHOOD: -34.1517

PARAMETER	ESTIMATE	STANDARD ERROR	T-STATISTIC
1 CONSTANT	1.09425	.459549	2.3811
2 U1	-0.894908E-01	.100577	-.88977
3 U2	1.13956	1.04845	1.0869
4 U3	-4.79314	3.78133	-1.2676
5 U5	-.729089	.356053	-2.0477
6 U8	3.61720	2.81975	1.2828
7 U9	-11.3567	4.80705	-2.3625
8 U10	-51.7718	25.8506	-2.0027
9 U12	-1.12753	.494240	-2.2814

-2 TIMES LOG LIKELIHOOD RATIO (CHI SQUARED) : 20.4194  
 WITH 8 DEGREES OF FREEDOM

CHOICE PROBABILITIES FOR EACH CATEGORY  
 ACTUAL & PREDICTED USING MEAN X'S  
 OBSERVED PREDICTED

	OBSERVED	PREDICTED
1	.50000	.347097
2	.50000	.652903



INDEPENDENT VARIABLE DERIV

---



---

VARIABLE	D = 1	D = 2
1 CONSTANT	.2480	-.2480
2 U1	-.2028E-01	0.2028E-01
3 U2	.2582	-.2582
4 U3	-1.086	1.086
5 U5	-.1652	.1652
6 U8	.8197	-.8197
7 U9	-2.574	2.574
8 U10	-11.73	11.73
9 U12	-.2555	.2555

MULTINOMIAL LOGIT ANALYSIS

\*\*\*\*\*

N-2 / N-1

DEPENDENT VARIABLE: A

Modèle n° 1

NUMBER OF RECORDS PROCESSED: 64

NUMBER OF CHOICES IN EACH CATEGORY

1 32  
2 32

INDEPENDENT VARIABLE MEANS

VARIABLE	D = 1	D = 2
1 CONSTANT	1.000	1.000
2 U1	-1.201	-2.410
3 U2	-.1782	0.5739E-01
4 U4	0.6204E-02	2.469
5 U5	0.5149E-01	.2538
6 U7	.2006	.1994
7 U9	-.3163E-01	-.7980E-02
8 U10	0.1421E-01	0.2374E-01
9 U11	-.6225E-02	-.2102E-01
10 U12	0.7820E-01	.1924

LOG LIKELIHOOD AT ITERATION 1 IS -44.3614  
 LOG LIKELIHOOD AT ITERATION 2 IS -36.7000  
 LOG LIKELIHOOD AT ITERATION 3 IS -35.9434  
 LOG LIKELIHOOD AT ITERATION 4 IS -35.8608  
 LOG LIKELIHOOD AT ITERATION 5 IS -35.8437  
 LOG LIKELIHOOD AT ITERATION 6 IS -35.8273  
 LOG LIKELIHOOD AT ITERATION 7 IS -35.7025  
 LOG LIKELIHOOD AT ITERATION 8 IS -34.6326  
 LOG LIKELIHOOD AT ITERATION 9 IS -34.2458  
 LOG LIKELIHOOD AT ITERATION 10 IS -34.2415  
 LOG LIKELIHOOD AT ITERATION 11 IS -34.2415  
 CONVERGENCE ACHIEVED.

RESULTS OF ESTIMATION

\*\*\*\*\*

LOG LIKELIHOOD: -34.2415

PARAMETER	ESTIMATE	STANDARD ERROR	T-STATISTIC
1 CONSTANT	.747345	.461955	1.6178
2 U1	0.775154E-01	0.443340E-01	1.7484
3 U2	-2.81790	1.67201	-1.6853
4 U4	-8.65456	5.44921	-1.5882
5 U5	-.769156	.561795	-1.3691
6 U7	.518698	.609869	.85051
7 U9	-8.44160	3.73535	-2.2599
8 U10	-24.7733	16.6532	-1.4876
9 U11	-3.22216	2.47715	-1.3008
10 U12	-3.32174	1.62873	-2.0395

-2 TIMES LOG LIKELIHOOD RATIO (CHI SQUARED) : 20.2398  
 WITH 9 DEGREES OF FREEDOM

CHOICE PROBABILITIES FOR EACH CATEGORY  
 ACTUAL & PREDICTED USING MEAN X'S  
 OBSERVED PREDICTED

1	.500000	0.235886E-04
2	.500000	.999976

INDEPENDENT VARIABLE DERIV

---

VARIABLE	D = 1	D = 2
1 CONSTANT	0.1763E-04	-.1763E-04
2 U1	0.1828E-05	-.1828E-05
3 U2	-.6647E-04	0.6647E-04
4 U4	-.2041E-03	0.2041E-03
5 U5	-.1814E-04	0.1814E-04
6 U7	0.1224E-04	-.1224E-04
7 U9	-.1991E-03	0.1991E-03
8 U10	-.5844E-03	0.5844E-03
9 U11	-.7600E-04	0.7600E-04
10 U12	-.7835E-04	0.7835E-04

MULTINOMIAL LOGIT ANALYSIS  
 \*\*\*\*\*

N-2 / N-1

Modèle n° 2

DEPENDENT VARIABLE: A

NUMBER OF RECORDS PROCESSED: 64

NUMBER OF CHOICES IN EACH CATEGORY

1	32
2	32

INDEPENDENT VARIABLE MEANS

VARIABLE	D = 1	D = 2
1 CONSTANT	1.000	1.000
2 U1	-1.201	-2.410
3 U2	-.1782	0.5739E-01
4 U4	0.6204E-02	2.469
5 U5	0.5149E-01	.2538
6 U7	.2006	.1994
7 U9	-.3163E-01	-.7980E-02
8 U10	0.1421E-01	0.2374E-01
9 U12	0.7820E-01	.1924

LOG LIKELIHOOD AT ITERATION	1 IS	-44.3614
LOG LIKELIHOOD AT ITERATION	2 IS	-37.7230
LOG LIKELIHOOD AT ITERATION	3 IS	-37.2770
LOG LIKELIHOOD AT ITERATION	4 IS	-37.2335
LOG LIKELIHOOD AT ITERATION	5 IS	-37.2140
LOG LIKELIHOOD AT ITERATION	6 IS	-37.1882
LOG LIKELIHOOD AT ITERATION	7 IS	-36.6906
LOG LIKELIHOOD AT ITERATION	8 IS	-35.4209
LOG LIKELIHOOD AT ITERATION	9 IS	-35.3594
LOG LIKELIHOOD AT ITERATION	10 IS	-35.3584

CONVERGENCE ACHIEVED.

RESULTS OF ESTIMATION  
 \*\*\*\*\*

LOG LIKELIHOOD: -35.3584

PARAMETER	ESTIMATE	STANDARD ERROR	T-STATISTIC
1 CONSTANT	.682600	.451749	1.5110
2 U1	0.534320E-01	0.437585E-01	1.2211
3 U2	-2.00545	1.25222	-1.6015
4 U4	-7.94989	4.59028	-1.7319
5 U5	-.828633	.552574	-1.4996
6 U7	.470402	.583216	.80657
7 U9	-7.97623	3.57462	-2.2314
8 U10	-29.4059	16.7430	-1.7563
9 U12	-1.63731	.829138	-1.9747

-2 TIMES LOG LIKELIHOOD RATIO (CHI SQUARED) : 18.0061  
 WITH 8 DEGREES OF FREEDOM

CHOICE PROBABILITIES FOR EACH CATEGORY  
 ACTUAL & PREDICTED USING MEAN X'S

	OBSERVED	PREDICTED
1	.500000	0.562938E-04
2	.500000	.999944

INDEPENDENT VARIABLE DERIV

---

VARIABLE	D = 1	D = 2
1 CONSTANT	0.3842E-04	-.3842E-04
2 U1	0.3008E-05	-.3008E-05
3 U2	-.1129E-03	0.1129E-03
4 U4	-.4475E-03	0.4475E-03
5 U5	-.4664E-04	0.4664E-04
6 U7	0.2648E-04	-.2648E-04
7 U9	-.4490E-03	0.4490E-03
8 U10	-.1655E-02	0.1655E-02
9 U12	-.9217E-04	0.9217E-04

MULTINOMIAL LOGIT ANALYSIS  
 \*\*\*\*\*

N-2 / N-1

DEPENDENT VARIABLE: A

Modèle n° 3

NUMBER OF RECORDS PROCESSED: 64

NUMBER OF CHOICES IN EACH CATEGORY

=====

1	32
2	32

INDEPENDENT VARIABLE MEANS

=====

VARIABLE	D = 1	D = 2
1 CONSTANT	1.000	1.000
2 U1	-1.201	-2.410
3 U2	-.1782	0.5739E-01
4 U5	0.5149E-01	.2538
5 U7	.2006	.1994
6 U9	-.3163E-01	-.7980E-02
7 U10	0.1421E-01	0.2374E-01
8 U12	0.7820E-01	.1924

LOG LIKELIHOOD AT ITERATION 1 IS -44.3614  
 LOG LIKELIHOOD AT ITERATION 2 IS -38.0019  
 LOG LIKELIHOOD AT ITERATION 3 IS -37.6108  
 LOG LIKELIHOOD AT ITERATION 4 IS -37.6009  
 LOG LIKELIHOOD AT ITERATION 5 IS -37.6009  
 CONVERGENCE ACHIEVED.

RESULTS OF ESTIMATION  
 \*\*\*\*\*

LOG LIKELIHOOD: -37.6009

PARAMETER	ESTIMATE	STANDARD ERROR	T-STATISTIC
1 CONSTANT	.642163	.450939	1.4241
2 U1	0.440645E-01	0.395879E-01	1.1131
3 U2	-.776215	.715255	-1.0852
4 U5	-1.00874	.587514	-1.7170
5 U7	.248930	.512775	.48546
6 U9	-6.89541	3.06835	-2.2473
7 U10	-24.9902	16.4689	-1.5174
8 U12	-1.43226	.837049	-1.7111

-2 TIMES LOG LIKELIHOOD RATIO (CHI SQUARED) : 13.5210  
 WITH 7 DEGREES OF FREEDOM

CHOICE PROBABILITIES FOR EACH CATEGORY  
 ACTUAL & PREDICTED USING MEAN X'S

	OBSERVED	PREDICTED
1	.500000	.493472
2	.500000	.506528

INDEPENDENT VARIABLE DERIV

=====

VARIABLE	D = 1	D = 2
1 CONSTANT	.1605	-.1605

2	U1		0.1101E-01	- .1101E-01
3	U2		-.1940	.1940
4	U5		-.2521	.2521
5	U7		0.6222E-01	- .6222E-01
6	U9		-1.724	1.724
7	U10		-6.246	6.246
8	U12		-.3580	.3580





**ANNEXE n° 44**

**LES RAISONS SPECIFIQUES 1970-1985**

**LES RESULTATS STATISTIQUES DE L'A.C.P.**

EDITION DES VALEURS PROPRES

APERCU DE LA PRECISION DES CALCULS : TRACE AVANT DIAGONALISATION .... 7.0000  
 SOMME DES VALEURS PROPRES ..... 7.0000


HISTOGRAMME DES 7 PREMIERES VALEURS PROPRES

NUMERO	VALEUR PROPRE	POURCENT.	POURCENT. CUMULE	
1	2.3413	33.45	33.45	*****
2	1.7138	24.48	57.93	*****
3	1.3151	18.79	76.72	*****
4	0.8192	11.70	88.42	*****
5	0.6409	9.16	97.58	*****
6	0.1359	1.94	99.52	*****
7	0.0339	0.48	100.00	**

INTERVALLES LAPLACIENS D'ANDERSON AU SEUIL 0.95

NUMERO	BORNE INFERIEURE	VALEUR PROPRE	BORNE SUPERIEURE
1	1.6645	2.3413	3.2933
2	1.2184	1.7138	2.4107
3	0.9349	1.3151	1.8498
4	0.5824	0.8192	1.1523
5	0.4556	0.6409	0.9015

ETENDUE ET POSITION RELATIVE DES INTERVALLES



COORDONNEES DES VARIABLES SUR LES AXES 1 A 5

VARIABLES		COORDONNEES					CORRELATIONS VARIABLE-FACTEUR					ANCIENS AXES UNITAIRES						
IDEN - LIBELLE COURT		1	2	3	4	5	1	2	3	4	5	1	2	3	4	5		
VARIABLES ACTIVES																		
V001 - CA	!	-0.59	-0.58	0.53	0.01	-0.15	!	-0.59	-0.58	0.53	0.01	-0.15	!	-0.39	-0.44	0.46	0.01	-0.18
V002 - ACTIF	!	-0.81	-0.48	0.12	-0.26	-0.09	!	-0.81	-0.48	0.12	-0.26	-0.09	!	-0.53	-0.37	0.11	-0.28	-0.11
V007 - RN/CA	!	0.06	0.38	0.67	-0.40	0.49	!	0.06	0.38	0.67	-0.40	0.49	!	0.04	0.29	0.58	-0.44	0.61
V008 - CA/ACTIF	!	0.40	-0.18	0.63	0.64	0.02	!	0.40	-0.18	0.63	0.64	0.02	!	0.26	-0.14	0.55	0.70	0.02
V009 - DDMT/ACT	!	-0.72	0.59	-0.08	0.25	0.06	!	-0.72	0.59	-0.08	0.25	0.06	!	-0.47	0.45	-0.07	0.27	0.08
V010 - DDMT/CP	!	-0.78	0.50	0.03	0.28	0.03	!	-0.78	0.50	0.03	0.28	0.03	!	-0.51	0.38	0.03	0.31	0.04
V011 - RN/CP	!	0.21	0.61	0.41	-0.23	-0.60	!	0.21	0.61	0.41	-0.23	-0.60	!	0.14	0.46	0.36	-0.25	-0.75
VARIABLES ILLUSTRATIVES																		
V003 - #OBTENU	!	0.04	0.11	-0.15	0.07	-0.12	!	0.04	0.11	-0.15	0.07	-0.12	!					
V006 - #DETENU	!	-0.10	-0.23	0.17	0.10	0.10	!	-0.10	-0.23	0.17	0.10	0.10	!					

COORDONNEES ET VALEURS-TEST DES MODALITES SUR LES AXES 1 A 5

MODALITES				COORDONNEES					VALEURS-TEST				
IDEN - LIBELLE	EFF.	P.ABS	DISTO	1	2	3	4	5	1	2	3	4	5
4 . NATION													
AD01 - FRANCE	55	55.00	0.01	-0.10	0.01	-0.03	0.02	0.02	-1.2	0.1	-0.4	0.3	0.4
AD02 - ETRANGER	12	12.00	0.25	0.47	-0.03	0.13	-0.07	-0.08	1.2	-0.1	0.4	-0.3	-0.4
5 . MODEPAIE													
AE01 - OPE	28	28.00	0.56	-0.69	-0.14	-0.11	-0.12	-0.18	-3.1	-0.7	-0.7	-0.9	-1.6
AE02 - OPA	39	39.00	0.29	0.49	0.10	0.08	0.09	0.13	3.1	0.7	0.7	0.9	1.6
12 . PARTICIPATION													
AL01 - <50%	40	40.00	0.08	0.06	0.23	-0.15	-0.05	-0.04	0.4	1.7	-1.3	-0.6	-0.6
AL02 - >50%	27	27.00	0.18	-0.09	-0.34	0.22	0.08	0.07	-0.4	-1.7	1.3	0.6	0.6

FIN DE LA PROCEDURE \*\* COPRI \*\*  
Analyse en composantes principales

**ANNEXE n° 45**

**LES RAISONS SPECIFIQUES 1970-1985**

**LES RESULTATS STATISTIQUES DE LA C.A.H.**

CLASSIFICATION ASCENDANTE HIERARCHIQUE : DESCRIPTION DES 60 NOEUDS D'INDICES LES PLUS ELEVES

NUM.	AINE	BENJ	EFF.	POIDS	INDICE	HISTOGRAMME DES INDICES DE NIVEAU
74	42	14	2	2.00	0.00151	*
75	38	52	2	2.00	0.00171	*
76	4	61	2	2.00	0.00188	*
77	57	53	2	2.00	0.00189	*
78	76	60	3	3.00	0.00217	*
79	34	43	2	2.00	0.00239	*
80	15	55	2	2.00	0.00294	*
81	6	8	2	2.00	0.00310	*
82	48	1	2	2.00	0.00318	*
83	50	67	2	2.00	0.00334	*
84	74	68	4	4.00	0.00366	*
85	71	30	3	3.00	0.00369	*
86	17	3	2	2.00	0.00389	*
87	7	77	3	3.00	0.00417	*
88	33	20	2	2.00	0.00418	*
89	27	2	2	2.00	0.00545	*
90	29	18	2	2.00	0.00589	*
91	79	21	3	3.00	0.00621	*
92	73	13	3	3.00	0.00625	*
93	49	40	2	2.00	0.00628	*
94	84	83	6	6.00	0.00664	*
95	31	75	3	3.00	0.00679	*
96	19	63	2	2.00	0.00726	*
97	88	36	3	3.00	0.00732	*
98	12	81	3	3.00	0.00813	*
99	86	45	3	3.00	0.00884	*
100	80	64	3	3.00	0.00900	*
101	78	22	4	4.00	0.00902	*
102	70	93	4	4.00	0.01024	*
103	85	32	4	4.00	0.01121	*
104	9	54	2	2.00	0.01158	*
105	94	69	8	8.00	0.01220	*
106	90	91	5	5.00	0.01343	*
107	87	104	5	5.00	0.01561	*
108	99	39	4	4.00	0.01986	*
109	28	82	3	3.00	0.01997	*
110	51	35	2	2.00	0.02020	*
111	96	46	3	3.00	0.02188	**
112	101	95	7	7.00	0.02390	**
113	98	72	5	5.00	0.02755	**
114	107	58	6	6.00	0.02760	**
115	103	97	7	7.00	0.03606	**
116	102	111	7	7.00	0.03771	**
117	105	113	13	13.00	0.04214	***
118	92	56	4	4.00	0.04406	***
119	24	89	3	3.00	0.04597	***
120	100	118	7	7.00	0.05000	***
121	112	106	12	12.00	0.07217	****
122	108	109	7	7.00	0.07490	****
123	117	114	19	19.00	0.10946	*****
124	121	120	19	19.00	0.13910	*****
125	119	110	5	5.00	0.15154	*****
126	116	124	26	26.00	0.22166	*****
127	62	125	6	6.00	0.27678	*****
128	123	126	45	45.00	0.31672	*****
129	128	115	52	52.00	0.61878	*****
130	127	122	13	13.00	0.68459	*****
131	66	37	2	2.00	0.71398	*****
132	129	131	54	54.00	1.18146	*****
133	132	130	67	67.00	1.63453	*****

SOMME DES INDICES DE NIVEAU = 6.83027

NOUVEL ORDRE DES INDIVIDUS : NOUVEAU NUMERO ET IDENTIFICATEUR D'ORIGINE

1	2	3	4	5	6	7	8	9	10	11	12	13	14	15	16	17	18	19	20
MUMM	AUXI	CEFI	SOFI	NORD	CARB	CIME	ACIE	FEMC	SINT	GENE	SFTE	PONT	COMS	MOKT	CLAU	FILS	SADA	SANA	DOCK
21	22	23	24	25	26	27	28	29	30	31	32	33	34	35	36	37	38	39	40
RENN	TROY	HOTE	PARI	SABX	SABL	MARI	DECA	TUIL	QUAR	ALBR	CANS	PERM	FOND	CHIM	RIPO	MIEL	OCEA	BITU	EVER
41	42	43	44	45	46	47	48	49	50	51	52	53	54	55	56	57	58	59	60
CORO	WEST	PAPE	HUIL	FORC	FERE	PARI	SILE	MEUR	GLAC	CECX	POMM	MERR	BORI	SARB	WOOD	MALT	BANA	LAIT	GRAN
61	62	63	64	65	66	67													
NIVE	MOTT	ASTR	CUSE	BERN	AVEN	DIST													

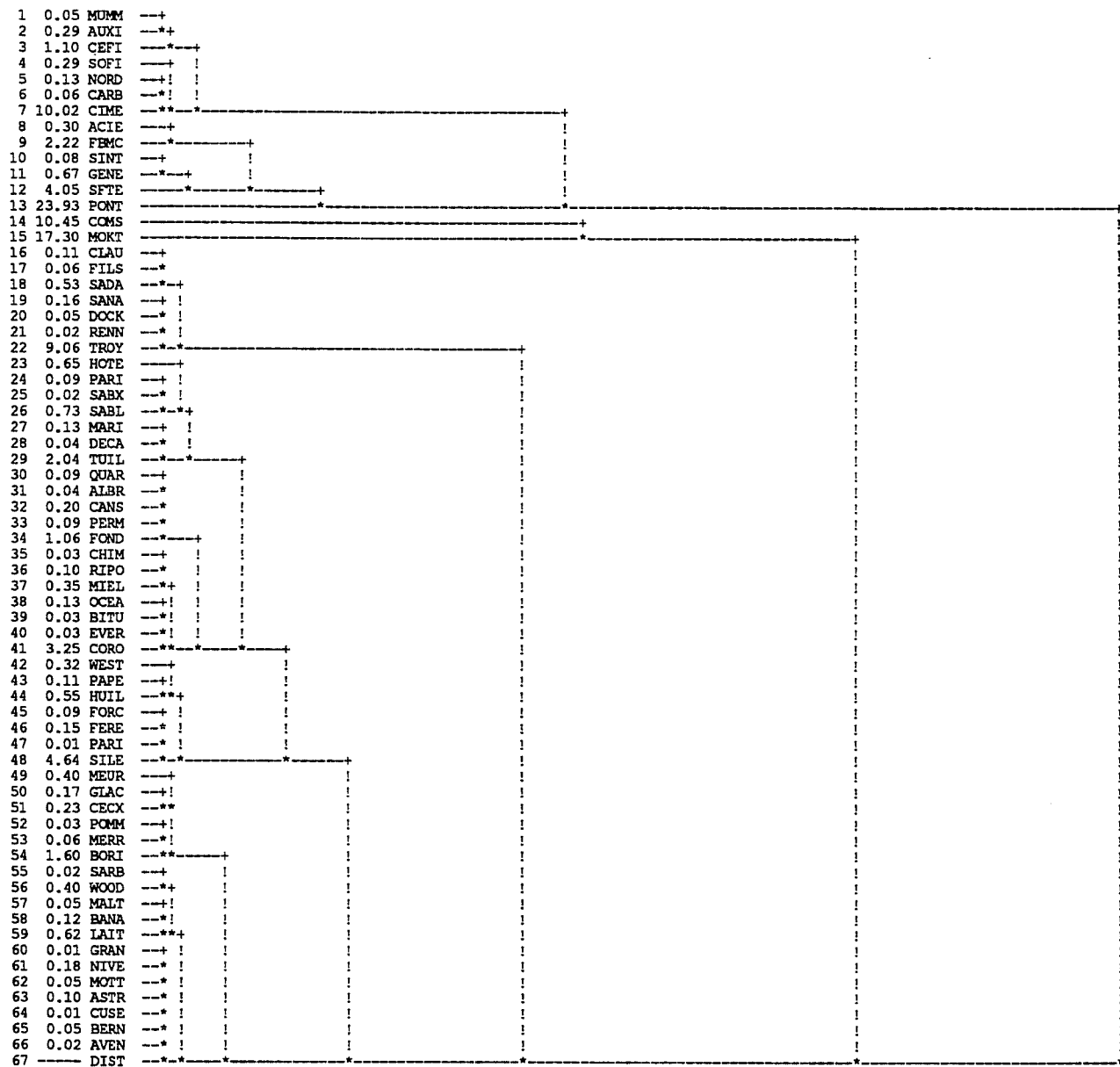
DESCRIPTION DES NOEUDS DE LA HIERARCHIE. (INDICES EN POURCENTAGE DE LA SOMME DES INDICES : 6.83027)

NOEUD NUMERO	INDICE	SUCCESEURS		EFFECT.	POIDS	COMPOSITION	
		AINE	BENJ			PREMIER	DERNIER
68	0.01	65	64	2	2.00	64	65
69	0.01	61	60	2	2.00	60	61
70	0.01	48	47	2	2.00	47	48
71	0.02	22	21	2	2.00	21	22
72	0.02	56	55	2	2.00	55	56
73	0.02	26	25	2	2.00	25	26
74	0.02	67	66	2	2.00	66	67
75	0.03	36	35	2	2.00	35	36
76	0.03	41	40	2	2.00	40	41
77	0.03	53	52	2	2.00	52	53
78	0.03	76	39	3	3.00	39	41
79	0.04	32	31	2	2.00	31	32
80	0.04	29	28	2	2.00	28	29
81	0.05	58	57	2	2.00	57	58
82	0.05	2	1	2	2.00	1	2
83	0.05	63	62	2	2.00	62	63
84	0.05	74	68	4	4.00	64	67
85	0.05	71	20	3	3.00	20	22
86	0.06	7	6	2	2.00	6	7
87	0.06	54	77	3	3.00	52	54
88	0.06	18	17	2	2.00	17	18
89	0.08	11	10	2	2.00	10	11
90	0.09	34	33	2	2.00	33	34
91	0.09	79	30	3	3.00	30	32
92	0.09	73	24	3	3.00	24	26
93	0.09	46	45	2	2.00	45	46
94	0.10	84	83	6	6.00	62	67
95	0.10	37	75	3	3.00	35	37
96	0.11	44	43	2	2.00	43	44
97	0.11	88	16	3	3.00	16	18
98	0.12	59	81	3	3.00	57	59
99	0.13	86	5	3	3.00	5	7
100	0.13	80	27	3	3.00	27	29
101	0.13	78	38	4	4.00	38	41
102	0.15	70	93	4	4.00	45	48
103	0.16	85	19	4	4.00	19	22
104	0.17	51	50	2	2.00	50	51
105	0.18	94	69	8	8.00	60	67
106	0.20	90	91	5	5.00	30	34
107	0.23	87	104	5	5.00	50	54
108	0.29	99	4	4	4.00	4	7
109	0.29	3	82	3	3.00	1	3
110	0.30	9	8	2	2.00	8	9
111	0.32	96	42	3	3.00	42	44
112	0.35	101	95	7	7.00	35	41
113	0.40	98	72	5	5.00	55	59
114	0.40	107	49	6	6.00	49	54
115	0.53	103	97	7	7.00	16	22
116	0.55	102	111	7	7.00	42	48
117	0.62	105	113	13	13.00	55	67
118	0.65	92	23	4	4.00	23	26
119	0.67	12	89	3	3.00	10	12
120	0.73	100	118	7	7.00	23	29
121	1.06	112	106	12	12.00	30	41
122	1.10	108	109	7	7.00	1	7
123	1.60	117	114	19	19.00	49	67
124	2.04	121	120	19	19.00	23	41
125	2.22	119	110	5	5.00	8	12
126	3.25	116	124	26	26.00	23	48
127	4.05	13	125	6	6.00	8	13
128	4.64	123	126	45	45.00	23	67



NOEUD		SUCESSEURS				COMPOSITION	
NUMERO	INDICE	AINE	BENJ	EFFECT.	POIDS	PREMIER	DERNIER
129	9.06	128	115	52	52.00	16	67
130	10.02	127	122	13	13.00	1	13
131	10.45	15	14	2	2.00	14	15
132	17.30	129	131	54	54.00	14	67
133	23.93	132	130	67	67.00	1	67

RANG IND. IDEN DENDROGRAMME (INDICES EN POURCENTAGE DE LA SOMME DES INDICES : 6.83027 MIN = 0.01% / MAX = 23.93%)



**ANNEXE n° 46**

**LES RAISONS SPECIFIQUES 1970-1985**

**LA PARTITION EN 3 CLASSES**

CONSOLIDATION DE LA PARTITION AUTOUR DES 3 CENTRES DE CLASSES,  
 REALISEE PAR 10 ITERATIONS A CENTRES MOBILES

PROGRESSION DE L'INERTIE INTER-CLASSES

ITERATION	I.TOTALE	I.INTER	QUOTIENT
0	6.830271	2.815992	0.4123
1	6.830271	2.829741	0.4143
2	6.830271	2.829741	0.4143
3	6.830271	2.829741	0.4143

ARRET APRES L'ITERATION 3 : L'ACCROISSEMENT DE L'INERTIE INTER-CLASSES  
 PAR RAPPORT A L'ITERATION PRECEDENTE N'EST QUE DE 0.000 %.

DECOMPOSITION DE L'INERTIE CALCULEE SUR 5 AXES

	INERTIES		EFFECTIFS		POIDS		DISTANCES	
	AVANT	APRES	AVANT	APRES	AVANT	APRES	AVANT	APRES
INERTIE INTER-CLASSES	2.8160	2.8297						
INERTIES INTRA-CLASSE								
CLASSE 1 / 3	1.3152	1.4475	13	14	13.00	14.00	6.7896	6.2797
CLASSE 2 / 3	0.7140	0.7140	2	2	2.00	2.00	38.0280	38.0280
CLASSE 3 / 3	1.9851	1.8390	52	51	52.00	51.00	0.4683	0.5024
INERTIE TOTALE	6.8303	6.8303						

QUOTIENT (INERTIE INTER / INERTIE TOTALE) : AVANT ... 0.4123  
 APRES ... 0.4143

COORDONNEES ET VALEURS-TEST SUR LES AXES 1 A 5

CLASSES	COORDONNEES				VALEURS-TEST								
	EFFEC.	P.ABS	DISTO	1	2	3	4	5	1	2	3	4	5
COUPURE 'a' DE L'ARBRE EN 3 CLASSES													
aa1a - CLASSE 1 / 3	14	14.00	6.28	-2.39	0.76	0.05	0.01	-0.03	-6.51	2.43	0.18	0.04	-0.15
aa2a - CLASSE 2 / 3	2	2.00	38.03	-0.80	-4.01	-4.41	1.37	-0.04	-0.74	-4.36	-5.48	2.15	-0.07
aa3a - CLASSE 3 / 3	51	51.00	0.50	0.69	-0.05	0.16	-0.06	0.01	6.51	-0.58	2.01	-0.89	0.17

COMPOSITION DE : COUPURE 'a' DE L'ARBRE EN 3 CLASSES

CLASSE 1 / 3

MUMM SINT CARB CIME SFTG GENE CEFI ACIE SOFI NORD AUXI FEMC HOTE PONT

----- CLASSE 2 / 3 -----

COMS MOKT

----- CLASSE 3 / 3 -----

CORO SILE BANA BORI MALT CECK SABL GRAN LAIT PARI AVEN TULL SABX PERM HULL FILS QUAR OCEA PARI TROY RENN FOND DOCK MIEL SANA  
SADA CANS CLAU RIPO FORC CUSE DIST ALBR SARB WEST NIVE FERRE ASTR CHIM POMM GLAC DECA MERR MEUR BERN BITU EVER PAPE MARI WOOD  
MOTT

POINTS LES PLUS PROCHES DU CENTRE DE GRAVITE

CLASSE 1/ 3 ( EFFECTIF 14)

rg	Distance	ident.	rg	Distance	ident.	rg	Distance	ident.
1	1.1546	MUMM	2	1.4684	CEFI	3	1.8221	SINT
4	2.0183	AUXI	5	3.5762	CARB			

CLASSE 2/ 3 ( EFFECTIF 2)

rg	Distance	ident.	rg	Distance	ident.	rg	Distance	ident.
1	23.918	COMS	2	23.918	MOKT			

CLASSE 3/ 3 ( EFFECTIF 51)

rg	Distance	ident.	rg	Distance	ident.	rg	Distance	ident.
1	0.75566E-01	CHIM	2	0.19238	RIPO	3	0.35573	ASTR
4	0.43664	EVER	5	0.62281	ALBR			

FIN DE LA PROCEDURE \*\* PARTI \*\*  
Coupure de l'arbre

COUPURE 'a' DE L'ARBRE EN 3 CLASSES

DESCRIPTION SOMMAIRE

CLASSE	EFFECTIF	POIDS	CONTENU
aa1a	13	13.00	1 A 13
aa2a	2	2.00	14 A 15
aa3a	52	52.00	16 A 67

COORDONNEES ET VALEURS-TEST SUR LES AXES 1 A 5

CLASSES				COORDONNEES					VALEURS-TEST				
IDEN - LIBELLE	EFFEC.	P.ABS	DISTO	1	2	3	4	5	1	2	3	4	5
COUPURE 'a' DE L'ARBRE EN 3 CLASSES													
aa1a - CLASSE 1 / 3	13	13.00	6.79	-2.53	0.61	0.07	0.07	-0.06	-6.59	1.87	0.24	0.32	-0.32
aa2a - CLASSE 2 / 3	2	2.00	38.03	-0.80	-4.01	-4.41	1.37	-0.04	-0.74	-4.36	-5.48	2.15	-0.07
aa3a - CLASSE 3 / 3	52	52.00	0.47	0.66	0.00	0.15	-0.07	0.02	6.56	0.01	2.01	-1.18	0.33

CARACTERISATION PAR LES CONTINUES  
DES CLASSES OU MODALITES DE : COUPURE 'a' DE L'ARBRE EN 3 CLASSES

NUM.LIBELLE	VARIABLES CARACTERISTIQUES	IDEN	MOYENNES		ECARTS TYPES		V.TEST	PROBA
			CLASSE	GENERALE	CLASSE	GENERAL		
	CLASSE 1 / 3	aa1a	( POIDS =		14.00	EFFECTIF = 14 )		
9.DLMT/ACT		V009	0.320	0.139	0.108	0.121	6.29	0.000
10.DLMT/CP		V010	1.306	0.520	0.603	0.540	6.08	0.000
2.ACTIF		V002	354.608	175.297	263.788	175.986	4.25	0.000
1.CA		V001	273.961	178.660	252.520	158.669	2.51	0.006
8.CA/ACTIF		V008	0.746	1.264	0.302	0.753	-2.87	0.002
	CLASSE 2 / 3	aa2a	( POIDS =		2.00	EFFECTIF = 2 )		
11.RN/CP		V011	-1.305	-0.017	1.095	0.332	-5.52	0.000
7.RN/CA		V007	-0.990	-0.015	0.720	0.221	-6.28	0.000
	CLASSE 3 / 3	aa3a	( POIDS =		51.00	EFFECTIF = 51 )		
8.CA/ACTIF		V008	1.440	1.264	0.763	0.753	3.39	0.000
1.CA		V001	151.956	178.660	105.667	158.669	-2.44	0.007
2.ACTIF		V002	119.109	175.297	84.073	175.986	-4.63	0.000
10.DLMT/CP		V010	0.321	0.520	0.258	0.540	-5.36	0.000
9.DLMT/ACT		V009	0.093	0.139	0.066	0.121	-5.53	0.000

FIN DE LA PROCEDURE \*\* DECLA \*\*  
Description des partitions



**ANNEXE n° 47**

**LES RAISONS SPECIFIQUES 1987-1990**

**LES RESULTATS STATISTIQUES DE L'A.C.P.**

EDITION DES VALEURS PROPRES

APERCU DE LA PRECISION DES CALCULS : TRACE AVANT DIAGONALISATION .... 11.0000  
 SOMME DES VALEURS PROPRES ..... 11.0000


HISTOGRAMME DES 11 PREMIERES VALEURS PROPRES

NUMERO	VALEUR PROPRE	POURCENT.	POURCENT. CUMULE
1	3.8117	34.65	34.65
2	2.1478	19.53	54.18
3	1.5342	13.95	68.12
4	1.0392	9.45	77.57
5	1.0149	9.23	86.80
6	0.6628	6.03	92.82
7	0.4233	3.85	96.67
8	0.1990	1.81	98.48
9	0.1200	1.09	99.57
10	0.0301	0.27	99.85
11	0.0169	0.15	100.00

INTERVALLES LAPLACIENS D'ANDERSON AU SEUIL 0.95

NUMERO	BORNE INFERIEURE	VALEUR PROPRE	BORNE SUPERIEURE
1	2.3169	3.8117	6.2708
2	1.3055	2.1478	3.5335
3	0.9326	1.5342	2.5240
4	0.6317	1.0392	1.7097
5	0.6169	1.0149	1.6697

ETENDUE ET POSITION RELATIVE DES INTERVALLES



COORDONNEES DES VARIABLES SUR LES AXES 1 A 5

VARIABLES IDEN - LIBELLE COURT	COORDONNEES					CORRELATIONS VARIABLE-FACTEUR					ANCIENS AXES UNITAIRES				
	1	2	3	4	5	1	2	3	4	5	1	2	3	4	5
<b>VARIABLES ACTIVES</b>															
V001 - RN/CP	0.45	-0.51	0.00	-0.19	-0.49	0.45	-0.51	0.00	-0.19	-0.49	0.23	-0.35	0.00	-0.18	-0.49
V002 - EBE/CA	0.89	-0.12	-0.03	-0.28	0.04	0.89	-0.12	-0.03	-0.28	0.04	0.46	-0.08	-0.03	-0.27	0.04
V003 - VA/CA	0.80	0.16	0.14	0.42	0.04	0.80	0.16	0.14	0.42	0.04	0.41	0.11	0.11	0.41	0.04
V004 - CPERS/VA	-0.74	0.29	-0.07	0.52	0.07	-0.74	0.29	-0.07	0.52	0.07	-0.38	0.20	-0.05	0.51	0.06
V005 - BFR/CA	-0.05	0.14	0.83	-0.04	0.18	-0.05	0.14	0.83	-0.04	0.18	-0.03	0.09	0.67	-0.04	0.18
V006 - DIV/RN	0.22	-0.33	0.33	0.58	-0.53	0.22	-0.33	0.33	0.58	-0.53	0.11	-0.22	0.27	0.57	-0.53
V007 - CA	-0.32	-0.88	-0.10	0.13	0.27	-0.32	-0.88	-0.10	0.13	0.27	-0.16	-0.60	-0.08	0.12	0.27
V008 - CA/ACTIF	-0.76	-0.03	-0.51	0.01	-0.22	-0.76	-0.03	-0.51	0.01	-0.22	-0.39	-0.02	-0.41	0.01	-0.22
V009 - ACTIF	-0.12	-0.88	0.14	0.09	0.39	-0.12	-0.88	0.14	0.09	0.39	-0.06	-0.60	0.11	0.09	0.39
V010 - DET/ACTIF	-0.65	0.13	0.59	-0.19	-0.01	-0.65	0.13	0.59	-0.19	-0.01	-0.34	0.09	0.47	-0.19	-0.01
V011 - CP/DET	0.67	0.26	-0.26	0.28	0.42	0.67	0.26	-0.26	0.28	0.42	0.34	0.18	-0.21	0.27	0.41
<b>VARIABLES ILLUSTRATIVES</b>															
V012 - OBTENU	0.10	-0.09	0.29	-0.16	-0.18	0.10	-0.09	0.29	-0.16	-0.18					
V017 - DETENU	-0.17	0.01	-0.37	-0.01	0.15	-0.17	0.01	-0.37	-0.01	0.15					

COORDONNEES ET VALEURS-TEST DES MODALITES SUR LES AXES 1 A 5

MODALITES				COORDONNEES					VALEURS-TEST				
IDEN - LIBELLE	EFF.	P.ABS	DISTO	1	2	3	4	5	1	2	3	4	5
13 . NATION													
AM01 - FRANCE	20	20.00	0.19	-0.03	-0.26	-0.28	0.06	0.14	-0.1	-1.3	-1.6	0.4	1.0
AM02 - ETRANGER	12	12.00	0.52	0.05	0.44	0.47	-0.09	-0.24	0.1	1.3	1.6	-0.4	-1.0
14 . NATURE													
AN01 - HOSTILE	11	11.00	0.50	0.33	-0.34	0.03	0.12	0.09	0.7	-0.9	0.1	0.5	0.3
AN02 - AMICALE	21	21.00	0.14	-0.17	0.18	-0.01	-0.06	-0.04	-0.7	0.9	-0.1	-0.5	-0.3
15 . MODEPAIE													
AO01 - OPE	6	6.00	2.00	0.92	-0.15	0.07	0.90	-0.31	1.3	-0.3	0.1	2.4	-0.8
AO02 - OPA	26	26.00	0.11	-0.21	0.04	-0.02	-0.21	0.07	-1.3	0.3	-0.1	-2.4	0.8
16 . NBREINIT													
AP01 - UNIQUE	24	24.00	0.12	-0.05	0.31	-0.07	0.04	-0.01	-0.3	2.0	-0.6	0.4	-0.1
AP02 - PLUSIEURS	8	8.00	1.07	0.16	-0.92	0.22	-0.12	0.03	0.3	-2.0	0.6	-0.4	0.1
18 . PARTICIPATION													
AR01 - <50%	28	28.00	0.04	0.02	-0.06	0.14	-0.03	-0.08	0.1	-0.6	1.7	-0.4	-1.2
AR02 - >50%	4	4.00	1.85	-0.14	0.40	-1.00	0.20	0.56	-0.1	0.6	-1.7	0.4	1.2

FIN DE LA PROCEDURE \*\* COPRI \*\*  
Analyse en composantes principales

**ANNEXE n° 48**

**LES RAISONS SPECIFIQUES 1987-1990**

**LES RESULTATS STATISTIQUES DE LA C.A.H.**

CLASSIFICATION ASCENDANTE HIERARCHIQUE : DESCRIPTION DES NOEUDS

NUM.	AINE	BENJ	EFF.	POIDS	INDICE	HISTOGRAMME DES INDICES DE NIVEAU
33	5	28	2	2.00	0.01226	*
34	6	31	2	2.00	0.01860	*
35	27	10	2	2.00	0.01974	*
36	32	11	2	2.00	0.02039	*
37	33	21	3	3.00	0.02187	*
38	4	2	2	2.00	0.03277	**
39	26	17	2	2.00	0.03329	**
40	7	9	2	2.00	0.03427	**
41	14	22	2	2.00	0.03439	**
42	30	19	2	2.00	0.03893	**
43	15	34	3	3.00	0.03957	**
44	20	1	2	2.00	0.05676	***
45	41	24	3	3.00	0.05889	***
46	3	23	2	2.00	0.06852	***
47	29	37	4	4.00	0.07682	***
48	39	44	4	4.00	0.08517	****
49	25	36	3	3.00	0.09329	****
50	47	38	6	6.00	0.11196	*****
51	43	50	9	9.00	0.18232	*****
52	45	40	5	5.00	0.18999	*****
53	49	48	7	7.00	0.20667	*****
54	8	35	3	3.00	0.21536	*****
55	52	16	6	6.00	0.25933	*****
56	13	42	3	3.00	0.41433	*****
57	46	12	3	3.00	0.45593	*****
58	18	51	10	10.00	0.49510	*****
59	56	53	10	10.00	0.64443	*****
60	54	58	13	13.00	0.75451	*****
61	55	59	16	16.00	1.21519	*****
62	60	61	29	29.00	1.49592	*****
63	57	62	32	32.00	2.16125	*****

SOMME DES INDICES DE NIVEAU = 9.54782

---

NOUVEL ORDRE DES INDIVIDUS : NOUVEAU NUMERO ET IDENTIFICATEUR D'ORIGINE

---

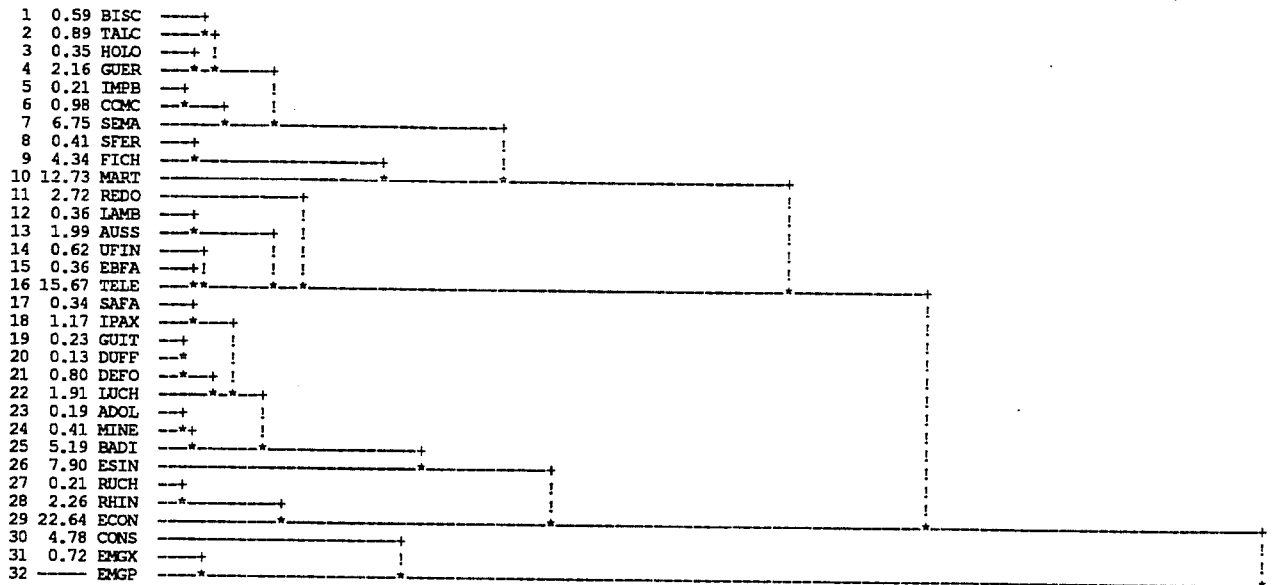
1	2	3	4	5	6	7	8	9	10	11	12	13	14	15	16	17	18	19	20
BISC	TALC	HOLO	GUER	IMPB	CCMC	SEMA	SFER	FICH	MART	REDO	LAMB	AUSS	UFIN	EBFA	TELE	SAFA	IPAX	GUIT	DUFF
21	22	23	24	25	26	27	28	29	30	31	32								
DEFO	LUCH	ADOL	MINE	BADI	ESIN	RUCH	RHIN	ECON	CONS	EMGX	EMGP								

DESCRIPTION DES NOEUDS DE LA HIERARCHIE. (INDICES EN POURCENTAGE DE LA SOMME DES INDICES : 9.54782)

NOEUD		SUCCESSEURS		EFFECT.	POIDS	COMPOSITION	
NUMERO	INDICE	AINE	BENJ			PREMIER	DERNIER
33	0.13	21	20	2	2.00	20	21
34	0.19	24	23	2	2.00	23	24
35	0.21	28	27	2	2.00	27	28
36	0.21	6	5	2	2.00	5	6
37	0.23	33	19	3	3.00	19	21
38	0.34	18	17	2	2.00	17	18
39	0.35	4	3	2	2.00	3	4
40	0.36	13	12	2	2.00	12	13
41	0.36	16	15	2	2.00	15	16
42	0.41	9	8	2	2.00	8	9
43	0.41	25	34	3	3.00	23	25
44	0.59	2	1	2	2.00	1	2
45	0.62	41	14	3	3.00	14	16
46	0.72	32	31	2	2.00	31	32
47	0.80	22	37	4	4.00	19	22
48	0.89	39	44	4	4.00	1	4
49	0.98	7	36	3	3.00	5	7
50	1.17	47	38	6	6.00	17	22
51	1.91	43	50	9	9.00	17	25
52	1.99	45	40	5	5.00	12	16
53	2.16	49	48	7	7.00	1	7
54	2.26	29	35	3	3.00	27	29
55	2.72	52	11	6	6.00	11	16
56	4.34	10	42	3	3.00	8	10
57	4.78	46	30	3	3.00	30	32
58	5.19	26	51	10	10.00	17	26
59	6.75	56	53	10	10.00	1	10
60	7.90	54	58	13	13.00	17	29
61	12.73	55	59	16	16.00	1	16
62	15.67	60	61	29	29.00	1	29
63	22.64	57	62	32	32.00	1	32



RANG IND. IDEN DENDROGRAMME (INDICES EN POURCENTAGE DE LA SOMME DES INDICES : 9.54782 MIN = 0.13% / MAX = 22.64%)



FIN DE LA PROCEDURE \*\* RECIP \*\*  
Arbre hiérarchique

SPAD.N - MODIFICATION DE PARAMETRES

NGRO='Macintosh HD:SPADN:ana87.NGRO.test'



**ANNEXE n° 49**

**LES RAISONS SPECIFIQUES 1987-1990**

**LA PARTITION RETENUE EN 4 CLASSES**

COUPURE 'a' DE L'ARBRE EN 4 CLASSES

DESCRIPTION SOMMAIRE

CLASSE	EFFECTIF	POIDS	CONTENU
aa1a	10	10.00	1 A 10
aa2a	6	6.00	11 A 16
aa3a	13	13.00	17 A 29
aa4a	3	3.00	30 A 32

COORDONNEES ET VALEURS-TEST SUR LES AXES 1 A 5

CLASSES					COORDONNEES					VALEURS-TEST				
IDEN - LIBELLE	EFFEC.	P.ABS	DISTO		1	2	3	4	5	1	2	3	4	5
COUPURE 'a' DE L'ARBRE EN 4 CLASSES														
aa1a - CLASSE 1 / 4	10	10.00	1.90		0.90	0.00	0.49	0.21	-0.89	1.74	-0.01	1.50	0.77	-3.32
aa2a - CLASSE 2 / 4	6	6.00	6.35		-0.50	-2.33	0.16	0.06	0.79	-0.69	-4.26	0.35	0.15	2.10
aa3a - CLASSE 3 / 4	13	13.00	2.78		-1.40	0.82	-0.23	-0.30	0.00	-3.31	2.58	-0.85	-1.34	0.01
aa4a - CLASSE 4 / 4	3	3.00	20.89		4.07	1.12	-0.99	0.48	1.38	3.73	1.37	-1.43	0.84	2.45

CONSOLIDATION DE LA PARTITION ATOUR DES 4 CENTRES DE CLASSES,  
 REALISEE PAR 10 ITERATIONS A CENTRES MOBILES

PROGRESSION DE L'INERTIE INTER-CLASSES

ITERATION	I.TOTALE	I.INTER	QUOTIENT
0	9.547824	4.872362	0.5103
1	9.547824	5.132057	0.5375
2	9.547824	5.132057	0.5375
3	9.547824	5.132057	0.5375

ARRET APRES L'ITERATION 3 : L'ACCROISSEMENT DE L'INERTIE INTER-CLASSES  
 PAR RAPPORT A L'ITERATION PRECEDENTE N'EST QUE DE 0.000 %.

DECOMPOSITION DE L'INERTIE CALCULEE SUR 5 AXES

	INERTIES		EFFECTIFS		POIDS		DISTANCES	
	AVANT	APRES	AVANT	APRES	AVANT	APRES	AVANT	APRES
INERTIE INTER-CLASSES	4.8724	5.1321						
INERTIES INTRA-CLASSE								
CLASSE 1 / 4	1.5933	1.6619	10	12	10.00	12.00	1.8972	1.7017
CLASSE 2 / 4	0.5769	0.5769	6	6	6.00	6.00	6.3550	6.3550
CLASSE 3 / 4	1.9809	1.6525	13	11	13.00	11.00	2.7798	3.9090
CLASSE 4 / 4	0.5244	0.5244	3	3	3.00	3.00	20.8921	20.8921
INERTIE TOTALE	9.5478	9.5478						

QUOTIENT (INERTIE INTER / INERTIE TOTALE) : AVANT ... 0.5103  
 APRES ... 0.5375

COORDONNEES ET VALEURS-TEST SUR LES AXES 1 A 5

CLASSES	COORDONNEES					VALEURS-TEST									
	IDEN - LIBELLE	EFFEC.	P.ABS	DISTO		1	2	3	4	5	1	2	3	4	5
COUPURE 'a' DE L'ARBRE EN 4 CLASSES															
aa1a - CLASSE 1 / 4	12	12.00	1.70	0.80	0.11	0.53	0.15	-0.86	1.76	0.34	1.85	0.65	-3.69		
aa2a - CLASSE 2 / 4	6	6.00	6.35	-0.50	-2.33	0.16	0.06	0.79	-0.69	-4.26	0.35	0.15	2.10		
aa3a - CLASSE 3 / 4	11	11.00	3.91	-1.71	0.84	-0.40	-0.33	0.13	-3.52	2.32	-1.30	-1.30	0.53		
aa4a - CLASSE 4 / 4	3	3.00	20.89	4.07	1.12	-0.99	0.48	1.38	3.73	1.37	-1.43	0.84	2.45		

COMPOSITION DE : COUPURE 'a' DE L'ARBRE EN 4 CLASSES

----- CLASSE 1 / 4 -----

BISC DEFO IMPB MART HOLO SFER TALC SEMA GUER DUFF FICH CCMC

----- CLASSE 2 / 4 -----

AUSS LAMB TELE REDO EBFA UFIN

----- CLASSE 3 / 4 -----

SAFA IPAX MINE ECON RUCH BADI ESIN GUIT RHIN LUCH ADOL

----- CLASSE 4 / 4 -----

EMGP CONS EMGX

POINTS LES PLUS PROCHES DU CENTRE DE GRAVITE

CLASSE 1/ 4 ( EFFECTIF 12)

rg	Distance	ident.	rg	Distance	ident.	rg	Distance	ident.
1	0.60278	DUFF	2	1.2933	DEFO	3	1.2972	HOLO
4	1.5908	TALC	5	1.7398	IMPB			

CLASSE 2/ 4 ( EFFECTIF 6)

rg	Distance	ident.	rg	Distance	ident.	rg	Distance	ident.
1	0.23631	EBFA	2	2.2234	AUSS	3	2.7614	UFIN
4	3.0682	LAMB	5	3.2549	TELE			

CLASSE 3/ 4 ( EFFECTIF 11)

rg	Distance	ident.	rg	Distance	ident.	rg	Distance	ident.
1	1.2003	BADI	2	1.3295	SAFA	3	1.7851	MINE
4	2.2151	IPAX	5	2.8012	GUIT			

CLASSE 4/ 4 ( EFFECTIF 3)

rg	Distance	ident.	rg	Distance	ident.	rg	Distance	ident.
1	0.81385	EMGX	2	6.2420	EMGP	3	9.7265	CONS

FIN DE LA PROCEDURE \*\* PARTI \*\*  
Coupure de l'arbre

CARACTERISATION PAR LES CONTINUES  
DES CLASSES OU MODALITES DE : COUPURE 'a' DE L'ARBRE EN 4 CLASSES

NUM. LIBELLE	VARIABLES CARACTERISTIQUES	IDEN	MOYENNES		ECARTS TYPES		V. TEST	PROBA
			CLASSE	GENERALE	CLASSE	GENERAL		
	CLASSE 1 / 4	aa1a	( POIDS =		12.00	EFFECTIF = 12 )		
6.DIV/RN		V006	0.387	0.236	0.188	0.197	3.33	0.000
	CLASSE 2 / 4	aa2a	( POIDS =		6.00	EFFECTIF = 6 )		
9.ACTIF		V009	4335.703	1375.120	1112.576	1619.690	4.89	0.000
7.CA		V007	5865.200	1885.821	2541.309	2410.752	4.42	0.000
	CLASSE 3 / 4	aa3a	( POIDS =		11.00	EFFECTIF = 11 )		
8.CA/ACTIF		V008	1.860	1.409	0.566	0.584	3.11	0.001
4.CPERS/VA		V004	0.806	0.691	0.131	0.167	2.79	0.003
1.RN/CP		V001	0.010	0.103	0.174	0.138	-2.71	0.003
2.EBE/CA		V002	0.038	0.110	0.041	0.095	-3.06	0.001
6.DIV/RN		V006	0.086	0.236	0.114	0.197	-3.07	0.001
3.VA/CA		V003	0.283	0.415	0.104	0.165	-3.22	0.001
	CLASSE 4 / 4	aa4a	( POIDS =		3.00	EFFECTIF = 3 )		
11.CP/DET		V011	22.383	3.558	6.342	6.604	5.10	0.000
3.VA/CA		V003	0.713	0.415	0.045	0.165	3.23	0.001
2.EBE/CA		V002	0.273	0.110	0.172	0.095	3.07	0.001
8.CA/ACTIF		V008	0.593	1.409	0.415	0.584	-2.50	0.006
10.DET/ACTIF		V010	0.037	0.253	0.012	0.135	-2.87	0.002

FIN DE LA PROCEDURE \*\* DECLA \*\*  
Description des partitions



**ANNEXE n° 50**

**LES STRATEGIES GENERALES 1970-1985**

**L'ANALYSE UNIVARIEE**

STATISTICAL MANN-WHITNEY U TEST						
NONPARAMETRIC By variable A						
STATISTICS		Group 1: 1		Group 2: 2		
variable	Rank Sum Group 1	Rank Sum Group 2	U	Z	p-level	Z adjusted
V1	269.0000	551.0000	59.0000	-3.81406	.0001370	-3.81406
V2	291.0000	529.0000	81.0000	-3.21896	.0012878	-3.21896
V3	329.0000	491.0000	119.0000	-2.19106	.0284548	-2.19106
V4	392.0000	428.0000	182.0000	-.48690	.6263313	-.48690
V5	390.0000	430.0000	180.0000	-.54100	.5885101	-.54100
V6	392.0000	428.0000	182.0000	-.48690	.6263313	-.48690
V7	300.0000	520.0000	90.0000	-2.97551	.0029272	-2.97551

Groupe 1 : entreprises cibles

Groupe 2 : entreprises  
initiatrices

STATISTICAL MANN-WHITNEY U TEST				
NONPARAMETRIC By variable A				
STATISTICS		Group 1: 1		Group 2: 2
variable	p-level	Valid N Group 1	Valid N Group 2	
V1	.0001370	20	20	
V2	.0012878	20	20	
V3	.0284548	20	20	
V4	.6263314	20	20	
V5	.5885101	20	20	
V6	.6263314	20	20	
V7	.0029272	20	20	

**ANNEXE n° 51**

**LES STRATEGIES GENERALES 1970-1985**

**L'ANALYSE MULTIVARIEE**

MULTINOMIAL LOGIT ANALYSIS  
 \*\*\*\*\*

Modèle n° 1

DEPENDENT VARIABLE: A

NUMBER OF RECORDS PROCESSED: 40

NUMBER OF CHOICES IN EACH CATEGORY

1	20
2	20

INDEPENDENT VARIABLE MEANS

VARIABLE	D = 1	D = 2
1 CONSTANT	1.000	1.000
2 U1	170.4	1172.
3 U4	1.377	1.500
4 U5	.1349	.1457
5 U7	-.2357E-01	0.9734E-01

LOG LIKELIHOOD AT ITERATION	1 IS	-27.7259
LOG LIKELIHOOD AT ITERATION	2 IS	-21.0378
LOG LIKELIHOOD AT ITERATION	3 IS	-19.3331
LOG LIKELIHOOD AT ITERATION	4 IS	-16.9539
LOG LIKELIHOOD AT ITERATION	5 IS	-14.9928
LOG LIKELIHOOD AT ITERATION	6 IS	-14.7014
LOG LIKELIHOOD AT ITERATION	7 IS	-14.6913
LOG LIKELIHOOD AT ITERATION	8 IS	-14.6912

CONVERGENCE ACHIEVED.

RESULTS OF ESTIMATION  
 \*\*\*\*\*

LOG LIKELIHOOD: -14.6912

PARAMETER	ESTIMATE	STANDARD ERROR	T-STATISTIC
1 CONSTANT	2.72090	1.47935	1.8393
2 U1	-0.738054E-02	0.283902E-02	-2.5997
3 U4	.203556	.639300	.31840
4 U5	-1.63227	4.06541	-.40150
5 U7	-11.5132	5.75291	-2.0013

-2 TIMES LOG LIKELIHOOD RATIO (CHI SQUARED) : 26.0693  
 WITH 4 DEGREES OF FREEDOM

CHOICE PROBABILITIES FOR EACH CATEGORY  
 ACTUAL & PREDICTED USING MEAN X'S

	OBSERVED	PREDICTED
1	.500000	0.695229E-01
2	.500000	.930477

INDEPENDENT VARIABLE DERIV

VARIABLE	D = 1	D = 2
1 CONSTANT	.1760	-.1760
2 U1	-.4774E-03	0.4774E-03
3 U4	0.1317E-01	-.1317E-01
4 U5	-.1056	.1056



MULTINOMIAL LOGIT ANALYSIS  
 \*\*\*\*\*

Modèle n° 2

DEPENDENT VARIABLE: A

NUMBER OF RECORDS PROCESSED: 40

NUMBER OF CHOICES IN EACH CATEGORY

=====

1	20
2	20

INDEPENDENT VARIABLE MEANS

=====

VARIABLE	D = 1	D = 2
1 CONSTANT	1.000	1.000
2 U2	157.5	810.9
3 U3	-.8693E-01	0.2939E-01
4 U4	1.377	1.500
5 U5	.1349	.1457

LOG LIKELIHOOD AT ITERATION 1 IS -27.7259  
 LOG LIKELIHOOD AT ITERATION 2 IS -24.4423  
 LOG LIKELIHOOD AT ITERATION 3 IS -21.9307  
 LOG LIKELIHOOD AT ITERATION 4 IS -18.5879  
 LOG LIKELIHOOD AT ITERATION 5 IS -16.4601  
 LOG LIKELIHOOD AT ITERATION 6 IS -15.6632  
 LOG LIKELIHOOD AT ITERATION 7 IS -15.6025  
 LOG LIKELIHOOD AT ITERATION 8 IS -15.6021  
 CONVERGENCE ACHIEVED.

RESULTS OF ESTIMATION  
 \*\*\*\*\*

LOG LIKELIHOOD: -15.6021

PARAMETER	ESTIMATE	STANDARD ERROR	T-STATISTIC
1 CONSTANT	5.23708	1.99551	2.6244
2 U2	-0.895673E-02	0.346277E-02	-2.5866
3 U3	-49.4647	21.9600	-2.2525
4 U4	-1.31068	.660771	-1.9836
5 U5	-3.92027	4.17738	-.93845

-2 TIMES LOG LIKELIHOOD RATIO (CHI SQUARED) : 24.2475  
 WITH 4 DEGREES OF FREEDOM

CHOICE PROBABILITIES FOR EACH CATEGORY  
 ACTUAL & PREDICTED USING MEAN X'S

	OBSERVED	PREDICTED
1	.500000	.472129
2	.500000	.527871

INDEPENDENT VARIABLE DERIV

=====

VARIABLE	D = 1	D = 2
1 CONSTANT	1.305	-1.305
2 U2	-.2232E-02	0.2232E-02
3 U3	-12.33	12.33
4 U4	-.3267	.3267

5

U5

| -.9770

.9770





**ANNEXE n° 52**

**LES STRATEGIES SPECIFIQUES 1970-1985**

**LES RESULTATS STATISTIQUES DE L'A.C.P.**

EDITION DES VALEURS PROPRES

APERCU DE LA PRECISION DES CALCULS : TRACE AVANT DIAGONALISATION .... 7.0000  
 SOMME DES VALEURS PROPRES ..... 7.0000

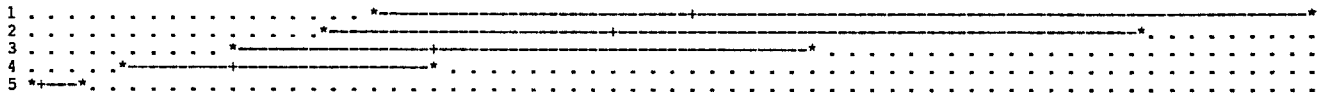
HISTOGRAMME DES 7 PREMIERES VALEURS PROPRES

NUMERO	VALEUR PROPRE	POURCENT.	POURCENT. CUMULE	
1	2.4014	34.31	34.31	*****
2	2.0973	29.96	64.27	*****
3	1.4946	21.35	85.62	*****
4	0.7861	11.23	96.85	*****
5	0.1317	1.88	98.73	*****
6	0.0875	1.25	99.98	***
7	0.0015	0.02	100.00	*

INTERVALLES LAPLACIENS D'ANDERSON AU SEUIL 0.95

NUMERO	BORNE INFERIEURE	VALEUR PROPRE	BORNE SUPERIEURE
1	1.2714	2.4014	4.5355
2	1.1104	2.0973	3.9612
3	0.7913	1.4946	2.8229
4	0.4162	0.7861	1.4847
5	0.0697	0.1317	0.2487

ETENDUE ET POSITION RELATIVE DES INTERVALLES



COORDONNEES DES VARIABLES SUR LES AXES 1 A 3

VARIABLES	COORDONNEES					CORRELATIONS VARIABLE-FACTEUR					ANCIENS AXES UNITAIRES				
	1	2	3	0	0	1	2	3	0	0	1	2	3	0	0
IDEN - LIBELLE COURT															
VARIABLES ACTIVES															
V001 - CA	-0.56	-0.63	-0.50	0.00	0.00	-0.56	-0.63	-0.50	0.00	0.00	-0.36	-0.44	-0.41	0.00	0.00
V002 - ACTIF	-0.62	-0.44	-0.63	0.00	0.00	-0.62	-0.44	-0.63	0.00	0.00	-0.40	-0.31	-0.51	0.00	0.00
V003 - RN/CA	0.47	-0.42	-0.05	0.00	0.00	0.47	-0.42	-0.05	0.00	0.00	0.31	-0.29	-0.04	0.00	0.00
V004 - CA/ACTIF	0.40	-0.77	0.28	0.00	0.00	0.40	-0.77	0.28	0.00	0.00	0.26	-0.53	0.23	0.00	0.00
V005 - DIMT/ACT	-0.77	-0.23	0.54	0.00	0.00	-0.77	-0.23	0.54	0.00	0.00	-0.50	-0.16	0.44	0.00	0.00
V006 - DIMT/CP	-0.66	-0.19	0.67	0.00	0.00	-0.66	-0.19	0.67	0.00	0.00	-0.42	-0.13	0.55	0.00	0.00
V007 - RN/CP	0.54	-0.80	0.18	0.00	0.00	0.54	-0.80	0.18	0.00	0.00	0.35	-0.55	0.15	0.00	0.00

FIN DE LA PROCEDURE \*\* COPRI \*\*  
Analyse en composantes principales



**ANNEXE n° 53**

**LES STRATEGIES SPECIFIQUES 1970-1985**

**LES RESULTATS STATISTIQUES DE LA C.A.H.**

CLASSIFICATION ASCENDANTE HIERARCHIQUE : DESCRIPTION DES NOEUDS

NUM.	AINE	BENJ	EFF.	POIDS	INDICE	HISTOGRAMME DES INDICES DE NIVEAU
21	13	14	2	2.00	0.00094	*
22	7	11	2	2.00	0.00112	*
23	12	3	2	2.00	0.00204	*
24	18	5	2	2.00	0.00573	*
25	23	1	3	3.00	0.00621	*
26	21	6	3	3.00	0.00630	*
27	26	19	4	4.00	0.00903	*
28	24	8	3	3.00	0.01379	*
29	27	22	6	6.00	0.01440	*
30	10	17	2	2.00	0.02178	*
31	2	28	4	4.00	0.03339	**
32	15	25	4	4.00	0.03914	**
33	4	30	3	3.00	0.09383	****
34	31	32	8	8.00	0.13927	*****
35	29	34	14	14.00	0.15119	*****
36	33	20	4	4.00	0.17496	*****
37	9	36	5	5.00	1.52408	*****
38	16	35	15	15.00	1.82815	*****
39	37	38	20	20.00	1.92786	*****

SOMME DES INDICES DE NIVEAU = 5.99320

---

NOUVEL ORDRE DES INDIVIDUS : NOUVEAU NUMERO ET IDENTIFICATEUR D'ORIGINE

---

1	2	3	4	5	6	7	8	9	10	11	12	13	14	15	16	17	18	19	20
SASI	PAMA	CEEC	ARCA	LUPE	PRPA	FOCH	SABO	THER	CICI	SCMI	HAPU	FOFO	COEC	JBSO	NIMO	MIFE	SEPR	ALLY	RACH

DESCRIPTION DES NOEUDS DE LA HIERARCHIE. (INDICES EN POURCENTAGE DE LA SOMME DES INDICES : 5.99320)

NOEUD NUMERO	INDICE	SUCESSEURS		EFFECT.	POIDS	COMPOSITION	
		AINE	BENJ			PREMIER	DERNIER
21	0.02	14	13	2	2.00	13	14
22	0.02	10	9	2	2.00	9	10
23	0.03	3	2	2	2.00	2	3
24	0.10	7	6	2	2.00	6	7
25	0.10	23	1	3	3.00	1	3
26	0.11	21	12	3	3.00	12	14
27	0.15	26	11	4	4.00	11	14
28	0.23	24	5	3	3.00	5	7
29	0.24	27	22	6	6.00	9	14
30	0.36	18	17	2	2.00	17	18
31	0.56	8	28	4	4.00	5	8
32	0.65	4	25	4	4.00	1	4
33	1.57	19	30	3	3.00	17	19
34	2.32	31	32	8	8.00	1	8
35	2.52	29	34	14	14.00	1	14
36	2.92	33	16	4	4.00	16	19
37	25.43	20	36	5	5.00	16	20
38	30.50	15	35	15	15.00	1	15
39	32.17	37	38	20	20.00	1	20



RANG IND. IDEN DENDROGRAMME (INDICES EN POURCENTAGE DE LA SOMME DES INDICES : 5.99320 MIN = 0.02% / MAX = 32.17%)

1	0.10	SAST	---+	
2	0.03	PAMA	---*	
3	0.65	CEEC	---*--+	
4	2.32	ARCA	-----*-----+	
5	0.23	LUPE	---+	!
6	0.10	PRPA	---*	!
7	0.56	FOCH	---*--+	!
8	2.52	SABO	-----*-----*--+	
9	0.02	THER	---+	!
10	0.24	CICI	---*	!
11	0.15	SCMI	---*	!
12	0.11	HAFU	---*	!
13	0.02	FOFO	---*	!
14	30.50	COEC	-----*	
15	32.17	JBSO	-----*	
16	2.92	NIMO	-----*-----+	
17	0.36	MIFE	---+	!
18	1.57	SEPR	---*-----+	!
19	25.43	ALLY	-----*	!
20		RACH	-----*	!

FIN DE LA PROCEDURE \*\* RECIP \*\*  
Arbre hiérarchique

SPAD.N - MODIFICATION DE PARAMETRES

NGRO='Macintosh HD:SPADN:anaco.NGRO.test'



**ANNEXE n° 54**

**LES STRATEGIES SPECIFIQUES 1970-1985**

**LA PARTITION RETENUE EN 4 CLASSES**

COUPURE 'b' DE L'ARBRE EN 4 CLASSES

DESCRIPTION SOMMAIRE

CLASSE	EFFECTIF	POIDS	CONTENU
bb1b	14	14.00	1 A 14
bb2b	1	1.00	15 A 15
bb3b	4	4.00	16 A 19
bb4b	1	1.00	20 A 20

COORDONNEES ET VALEURS-TEST SUR LES AXES 1 A 3

CLASSES					COORDONNEES					VALEURS-TEST				
IDEN - LIBELLE	EFFEC.	P.ABS	DISTO		1	2	3	0	0	1	2	3	0	0
COUPURE 'b' DE L'ARBRE EN 4 CLASSES														
bb1b - CLASSE 1 / 4	14	14.00	0.76		0.54	0.59	-0.35	0.00	0.00	2.31	2.72	-1.89	0.00	0.00
bb2b - CLASSE 2 / 4	1	1.00	35.55		3.34	-4.83	1.06	0.00	0.00	2.15	-3.33	0.86	0.00	0.00
bb3b - CLASSE 3 / 4	4	4.00	5.94		-1.67	-0.17	1.76	0.00	0.00	-2.35	-0.26	3.15	0.00	0.00
bb4b - CLASSE 4 / 4	1	1.00	35.62		-4.17	-2.77	-3.25	0.00	0.00	-2.69	-1.91	-2.66	0.00	0.00

CONSOLIDATION DE LA PARTITION AUTOUR DES 4 CENTRES DE CLASSES,  
 REALISEE PAR 10 ITERATIONS A CENTRES MOBILES

PROGRESSION DE L'INERTIE INTER-CLASSES

ITERATION	I.TOTALE	I.INTER	QUOTIENT
0	5.993201	5.280087	0.8810
1	5.993201	5.280087	0.8810
2	5.993201	5.280087	0.8810

ARRET APRES L'ITERATION 2 : L'ACCROISSEMENT DE L'INERTIE INTER-CLASSES  
 PAR RAPPORT A L'ITERATION PRECEDENTE N'EST QUE DE 0.000 %.

DECOMPOSITION DE L'INERTIE CALCULEE SUR 3 AXES

	INERTIES		EFFECTIFS		POIDS		DISTANCES	
	AVANT	APRES	AVANT	APRES	AVANT	APRES	AVANT	APRES
INERTIE INTER-CLASSES	5.2801	5.2801						
INERTIES INTRA-CLASSE								
CLASSE 1 / 4	0.4225	0.4225	14	14	14.00	14.00	0.7606	0.7606
CLASSE 2 / 4	0.0000	0.0000	1	1	1.00	1.00	35.5538	35.5538
CLASSE 3 / 4	0.2906	0.2906	4	4	4.00	4.00	5.9449	5.9449
CLASSE 4 / 4	0.0000	0.0000	1	1	1.00	1.00	35.6198	35.6198
INERTIE TOTALE	5.9932	5.9932						

QUOTIENT (INERTIE INTER / INERTIE TOTALE) : AVANT ... 0.8810  
 APRES ... 0.8810

COORDONNEES ET VALEURS-TEST SUR LES AXES 1 A 3

CLASSES	COORDONNEES								VALEURS-TEST					
	IDEN - LIBELLE	EFFEC.	P.ABS	DISTO	1	2	3	0	0	1	2	3	0	0
COUPURE 'b' DE L'ARBRE EN 4 CLASSES														
bb1b - CLASSE 1 / 4	14	14.00	0.76		0.54	0.59	-0.35	0.00	0.00	2.31	2.72	-1.89	0.00	0.00
bb2b - CLASSE 2 / 4	1	1.00	35.55		3.34	-4.83	1.06	0.00	0.00	2.15	-3.33	0.86	0.00	0.00
bb3b - CLASSE 3 / 4	4	4.00	5.94		-1.67	-0.17	1.76	0.00	0.00	-2.35	-0.26	3.15	0.00	0.00
bb4b - CLASSE 4 / 4	1	1.00	35.62		-4.17	-2.77	-3.25	0.00	0.00	-2.69	-1.91	-2.66	0.00	0.00

COMPOSITION DE : COUPURE 'b' DE L'ARBRE EN 4 CLASSES

----- CLASSE 1 / 4 -----

NIMO SABO PAMA PRPA HAPU CICI LUPE THER CEEC COEC FOFO ARCA FOCH SCMI

----- CLASSE 2 / 4 -----

JBSO

----- CLASSE 3 / 4 -----

ALLY SEPR MIFE NIMO

----- CLASSE 4 / 4 -----

RACH

POINTS LES PLUS PROCHES DU CENTRE DE GRAVITE

CLASSE 1/ 4 ( EFFECTIF 14)

rg	Distance	ident.	rg	Distance	ident.	rg	Distance	ident.
1	0.12361	THER	2	0.16623	CICI	3	0.20462	CEEC
4	0.34371	SCMI	5	0.35775	FOFO			

CLASSE 2/ 4 ( EFFECTIF 1)

rg	Distance	ident.	rg	Distance	ident.	rg	Distance	ident.
1	0.00000	JBSO						

CLASSE 3/ 4 ( EFFECTIF 4)

rg	Distance	ident.	rg	Distance	ident.	rg	Distance	ident.
1	0.52360	MIFE	2	0.58580	SEPR	3	2.0777	ALLY
4	2.6244	NIMO						

CLASSE 4/ 4 ( EFFECTIF 1)

rg	Distance	ident.	rg	Distance	ident.	rg	Distance	ident.
1	0.00000	RACH						

CARACTERISATION PAR LES CONTINUES  
 DES CLASSES OU MODALITES DE : COUPURE 'b' DE L'ARBRE EN 4 CLASSES

NUM. LIBELLE	VARIABLES CARACTERISTIQUES	IDEN	MOYENNES		ECARTS TYPES		V.TEST	PROBA
			CLASSE	GENERALE	CLASSE	GENERAL		
	CLASSE 1 / 4	bb1b		( POIDS =	14.00	EFFECTIF =	14 )	
6.DLMT/CP		V006	1.064	1.720	0.703	1.387	-3.15	0.001
5.DLMT/ACT		V005	0.898	1.432	0.357	1.030	-3.46	0.000
	CLASSE 3 / 4	bb3b		( POIDS =	4.00	EFFECTIF =	4 )	
6.DLMT/CP		V006	4.045	1.720	0.919	1.387	3.65	0.000
5.DLMT/ACT		V005	3.113	1.432	0.770	1.030	3.56	0.000



**ANNEXE n° 55**

**La performance des offres publiques d'achat  
et d'échange pour les entreprises initiatrices (1970-1980)**

**RESULTATS STATISTIQUES**

STATISTICAL NONPARAM STATS		MANN-WHITNEY U TEST By variable UO							
		Group 1: 1			Group 2: 2				
variable	Rank Sum Group 1	Rank Sum Group 2	U	Z	p-level	Z adjusted	p-level	Valid N Group 1	Valid N Group 2
U2	400.5000	419.5000	190.5000	-.256976	.7971991	-.256988	.7971898	20	20
U9	398.5000	421.5000	188.5000	-.311076	.7557448	-.311091	.7557337	20	20
U19	410.5000	409.5000	199.5000	-.013525	.9892090	-.013526	.9892085	20	20
U26	411.5000	408.5000	198.5000	-.040575	.9676349	-.040577	.9676334	20	20
U33	421.5000	398.5000	188.5000	-.311076	.7557448	-.311091	.7557337	20	20
U40	428.0000	392.0000	182.0000	-.486902	.6263313	-.486902	.6263314	20	20
U47	446.0000	374.0000	164.0000	-.973803	.3301616	-.973803	.3301616	20	20

N

N+1

STATISTICAL		MANN-WHITNEY U TEST								
NONPARAM		By variable U0								
STATS		Group 1: 1			Group 2: 2					
variable	Rank Sum	Rank Sum	U	Z	p-level	Z		Valid N	Valid N	
	Group 1	Group 2				adjusted	p-level			Group 1
U3	391.5000	428.5000	181.5000	-.500427	.6167781	-.500450	.6167616	20	20	
U10	403.5000	416.5000	193.5000	-.175826	.8604321	-.175834	.8604256	20	20	
U20	439.5000	380.5000	170.5000	-.797978	.4248894	-.798015	.4248677	20	20	
U27	401.5000	418.5000	191.5000	-.229926	.8181509	-.229937	.8181425	20	20	
U34	426.5000	393.5000	183.5000	-.446326	.6553645	-.446347	.6553493	20	20	
U41	413.5000	406.5000	196.5000	-.094675	.9245733	-.094680	.9245698	20	20	
U48	417.5000	402.5000	192.5000	-.202876	.8392335	-.202885	.8392261	20	20	

N+1      N+2



STATISTICA		MANN-WHITNEY U TEST							
NONPARAM		By variable UO							
STATS		Group 1: 1				Group 2: 2			
variable	Rank Sum	Rank Sum	U	Z	p-level	Z	p-level	Valid N	Valid N
	Group 1	Group 2				adjusted		Group 1	Group 2
U5	225.5000	239.5000	105.5000	-.290346	.7715530	-.290379	.7715284	15	15
U22	225.5000	239.5000	105.5000	-.290346	.7715530	-.290379	.7715284	15	15

N+3

N+4

Chiffre d'affaires et RN/CA

STATISTICA		MANN-WHITNEY U TEST							
NONPARAM		By variable U0							
STATS		Group 1: 1				Group 2: 2			
variable	Rank Sum	Rank Sum	U	Z	p-level	Z		Valid N	Valid N
	Group 1	Group 2				adjusted	p-level		
U12	151.5000	148.5000	70.50000	-.086603	.9309880	-.086621	.9309730	12	12
U29	145.5000	154.5000	67.50000	-.259808	.7950138	-.259864	.7949703	12	12
U36	143.5000	156.5000	65.50000	-.375278	.7074565	-.375359	.7073958	12	12
U43	144.5000	155.5000	66.50000	-.317543	.7508339	-.317612	.7507815	12	12
U50	146.5000	153.5000	68.50000	-.202073	.8398612	-.202117	.8398269	12	12

N+3      N+4

autres ratios

STATISTICA		MANN-WHITNEY U TEST								
NONPARAM		By variable U0								
STATS		Group 1: 1				Group 2: 2				
variable	Rank Sum	Rank Sum	U	Z	p-level	Z	adjusted	p-level	Valid N	Valid N
	Group 1	Group 2								
U6	236.5000	228.5000	108.5000	-.165912	.8682270	-.165931	.8682125		15	15
U23	240.5000	224.5000	104.5000	-.331825	.7400239	-.331851	.7399960		15	15

N+4

N+5

Chiffre d'affaires et RN/CA

STATISTICA NONPARAM STATS		MANN-WHITNEY U TEST By variable U0 Group 1: 1                      Group 2: 2								
variable	Rank Sum Group 1	Rank Sum Group 2	U	Z	p-level	Z adjusted	p-level	Valid N Group 1	Valid N Group 2	
U13	128.5000	124.5000	58.50000	-.131330	.8955151	-.131367	.8954858	11	11	
U30	124.5000	128.5000	58.50000	-.131330	.8955151	-.131367	.8954858	11	11	
U37	130.5000	122.5000	56.50000	-.262660	.7928143	-.262734	.7927571	11	11	
U44	122.5000	130.5000	56.50000	-.262660	.7928143	-.262734	.7927571	11	11	
U51	116.5000	136.5000	50.50000	-.656650	.5114107	-.656836	.5112914	11	11	

N+4

N+5

Autres ratios



STATISTICA MANN-WHITNEY U TEST									
NONPARAM By variable U0									
STATS Group 1: 1 Group 2: 2									
variable	Rank Sum Group 1	Rank Sum Group 2	U	Z	p-level	Z adjusted	p-level	Valid N Group 1	Valid N Group 2
U2	218.0000	247.0000	98.00000	-.601432	.5475566	-.601432	.5475566	15	15
U19	254.5000	210.5000	90.50000	-.912517	.3615032	-.912519	.3614499	15	15

N N+5

Chiffre d'affaires et RN/CA

STATISTICA MANN-WHITNEY U TEST									
NONPARAM By variable U0									
STATS Group 1: 1 Group 2: 2									
variable	Rank Sum		U	Z	p-level	Z		Valid N	Valid N
	Group 1	Group 2				adjusted	p-level		
U9	121.0000	132.0000	55.00000	-.36116	.717984	-.36116	.717984	11	11
U26	124.0000	129.0000	58.00000	-.16416	.869604	-.16416	.869604	11	11
U33	144.0000	109.0000	43.00000	-1.14914	.250508	-1.14914	.250508	11	11
U40	132.0000	121.0000	55.00000	-.36116	.717984	-.36116	.717984	11	11
U47	126.5000	126.5000	60.50000	.00000	1.000000	.00000	1.000000	11	11

N

N+5

Autres ratios

STATISTICA NONPARAM STATS	MANN-WHITNEY U TEST									
	By variable UD									
variable	Group 1: 1			Group 2: 2				Valid N		
	Rank Sum Group 1	Rank Sum Group 2	U	Z	p-level	Z adjusted	p-level	Group 1	Group 2	
U1	212.0000	253.0000	92.0000	-.850300	.3951645	-.850300	.3951645	15	15	
U18	242.5000	222.5000	102.5000	-.414781	.6783053	-.414827	.6782715	15	15	

N-1

N+5

Chiffre d'affaires et RN/CA

STATISTICA  
NONPARAM  
STATS

MANN-WHITNEY U TEST  
By variable U0  
Group 1: 1

Group 2: 2

variable	Rank Sum Group 1	Rank Sum Group 2	U	Z	p-level	Z adjusted	p-level	Valid N Group 1	Valid N Group 2
U8	113.0000	140.0000	47.00000	-.886478	.3753669	-.886478	.3753669	11	11
U25	128.0000	125.0000	59.00000	-.098498	.9215379	-.098498	.9215379	11	11
U32	135.0000	118.0000	52.00000	-.558153	.5767441	-.558153	.5767441	11	11
U39	131.0000	122.0000	56.00000	-.295493	.7676196	-.295493	.7676196	11	11
U46	134.5000	118.5000	52.50000	-.525320	.5993644	-.525468	.5992612	11	11

N-1

N+5

Autres ratios

**ANNEXE n° 56**

**La performance des offres publiques d'achat et  
d'échange pour les entreprises cibles (1970-1985)**

**RESULTATS STATISTIQUES**

STATISTICAL		MANN-WHITNEY U TEST							
NONPARAM		By variable UD							
STATS		Group 1: 1				Group 2: 2			
variable	Rank Sum Group 1	Rank Sum Group 2	U	Z	p-level	Z adjusted	p-level	Valid N Group 1	Valid N Group 2
U1	1841.000	1900.000	895.0000	-.25479	.7988859	-.25479	.7988859	43	43
U4	1847.000	1894.000	901.0000	-.20297	.8391603	-.20297	.8391603	43	43
U11	1729.000	2012.000	783.0000	-1.22213	.2216658	-1.22213	.2216658	43	43
U14	1840.000	1901.000	894.0000	-.26343	.7922222	-.26343	.7922222	43	43
U17	1813.000	1928.000	867.0000	-.49663	.6194555	-.49667	.6194224	43	43
U20	1795.000	1946.000	849.0000	-.65209	.5143459	-.65215	.5143062	43	43
U23	1620.000	2121.000	674.0000	-2.16357	.0305050	-2.16357	.0305050	43	43

N            N+1

STATISTICA NONPARAM STATS		MANN-WHITNEY U TEST By variable U0 Group 1: 1                      Group 2: 2							
variable	Rank Sum Group 1	Rank Sum Group 2	U	Z	p-level	Z adjusted	p-level	Valid N Group 1	Valid N Group 2
V2	1848.000	1893.000	902.0000	-.19433	.8459169	-.19433	.8459169	43	43
V5	1842.000	1899.000	896.0000	-.24615	.8055644	-.24615	.8055644	43	43
V12	2009.000	1732.000	786.0000	-1.19622	.2316182	-1.19622	.2316182	43	43
V15	1864.000	1877.000	918.0000	-.05614	.9552302	-.05614	.9552302	43	43
V18	1939.000	1802.000	856.0000	-.59163	.5540999	-.59166	.5540812	43	43
V21	1894.000	1847.000	901.0000	-.20297	.8391603	-.20298	.8391528	43	43
V24	1975.000	1766.000	820.0000	-.90257	.3667632	-.90257	.3667632	43	43

N+1

N+2

STATISTICAL NONPARAM STATS		MANN-WHITNEY U TEST							
		By variable UO							
		Group 1: 1				Group 2: 2			
variable	Rank Sum	Rank Sum	U	Z	p-level	Z	p-level	Valid N	Valid N
	Group 1	Group 2				adjusted		Group 1	Group 2
U3	1359.000	1416.000	656.0000	-.30811	.7580021	-.30811	.7580021	37	37
U9	1399.000	1376.000	673.0000	-.12432	.9010593	-.12432	.9010593	37	37
U19	1543.000	1232.000	529.0000	-1.68108	.0927569	-1.68108	.0927569	37	37
U25	1338.000	1437.000	635.0000	-.53514	.5925601	-.53514	.5925601	37	37
U31	1439.000	1336.000	633.0000	-.55676	.5776975	-.55677	.5776863	37	37
U37	1462.000	1313.000	610.0000	-.80541	.4205918	-.80543	.4205780	37	37
U43	1525.000	1250.000	547.0000	-1.48649	.1371604	-1.48649	.1371604	37	37

N+2      N+3



variable	Rank Sum	Rank Sum	U	Z	p-level	Z	p-level	Valid N	Valid N
	Group 1	Group 2				adjusted		Group 1	Group 2
U4	1235.000	1236.000	606.0000	-.076350	.9391415	-.076350	.9391415	35	35
U20	1238.000	1247.000	608.0000	-.052857	.9578458	-.052857	.9578458	35	35

N+3

N+4

Chiffre d'affaires et RN/CA

STATISTICA		MANN-WHITNEY U TEST							
NONPARAM		By variable UO							
STATS		Group 1: 1				Group 2: 2			
variable	Rank Sum	Rank Sum	U	Z	p-level	Z	p-level	Valid N	Valid N
	Group 1	Group 2				adjusted		Group 1	Group 2
U10	983.0000	970.0000	474.0000	-.091511	.9270874	-.091511	.9270874	31	31
U26	978.0000	975.0000	479.0000	-.021118	.9831518	-.021118	.9831518	31	31
U32	978.5000	974.5000	478.5000	-.028157	.9775370	-.028158	.9775367	31	31
U38	979.5000	973.5000	477.5000	-.042236	.9663110	-.042236	.9663106	31	31
U44	958.0000	995.0000	462.0000	-.260454	.7945156	-.260454	.7945156	31	31

N+3

N+4

Autres ratios

STATISTICA NONPARAM STATS		MANN-WHITNEY U TEST By variable U0							
		Group 1: 1				Group 2: 2			
variable	Rank Sum Group 1	Rank Sum Group 2	U	Z	p-level	Z adjusted	p-level	Valid N Group 1	Valid N Group 2
U5	1042.000	1038.000	510.0000	-.026854	.9785761	-.026854	.9785761	32	32
V21	1036.000	1044.000	508.0000	-.053709	.9571676	-.053709	.9571676	32	32

N+4

N+5

Chiffre d'affaires et RN/CA

STATISTICA		MANN-WHITNEY U TEST							
NONPARAM		By variable U0							
STATS		Group 1: 1				Group 2: 2			
variable	Rank Sum	Rank Sum	U	Z	p-level	Z	p-level	Valid N	Valid N
	Group 1	Group 2				adjusted		Group 1	Group 2
U11	672.0000	706.0000	321.0000	-.311120	.7557112	-.311120	.7557112	26	26
U27	723.0000	655.0000	304.0000	-.622240	.5337882	-.622240	.5337882	26	26
U33	648.0000	730.0000	297.0000	-.750349	.4530502	-.750349	.4530502	26	26
U39	645.0000	733.0000	294.0000	-.805252	.4206800	-.805252	.4206800	26	26
U45	742.0000	636.0000	285.0000	-.969963	.3320723	-.969963	.3320723	26	26

N+4

N+5

Autres ratios

variable	Rank Sum	Rank Sum	U	Z	p-level	Z	p-level	Valid N	Valid N
	Group 1	Group 2				adjusted		Group 1	Group 2
U1	1005.000	1075.000	477.0000	-.469950	.6383936	-.469950	.6383936	32	32
U17	1110.000	970.000	442.0000	-.939901	.3472756	-.939901	.3472756	32	32

N+1

N+5

Chiffre d'affaires et RN/CA

STATISTICA NONPARAM STATS		MANN-WHITNEY U TEST By variable U0 Group 1: 1                      Group 2: 2							
variable	Rank Sum Group 1	Rank Sum Group 2	U	Z	p-level	Z adjusted	p-level	Valid N Group 1	Valid N Group 2
U7	676.0000	702.0000	325.0000	-.237915	.8119482	-.237915	.8119482	26	26
U23	675.0000	703.0000	324.0000	-.256217	.7977852	-.256217	.7977852	26	26
U29	704.0000	674.0000	323.0000	-.274518	.7836884	-.274524	.7836840	26	26
U35	700.0000	678.0000	327.0000	-.201313	.8404551	-.201317	.8404517	26	26
U41	720.0000	658.0000	307.0000	-.567337	.5704893	-.567337	.5704893	26	26

N+1

N+5

Autres ratios

STATISTICA NONPARAM STATS		MANN-WHITNEY U TEST By variable U0								
		Group 1: 1			Group 2: 2					
variable	Rank Sum Group 1	Rank Sum Group 2	U	Z	p-level	Z adjusted	p-level	Valid N Group 1	Valid N Group 2	
U6	725.0000	653.0000	302.0000	-.658843	.5100014	-.658843	.5100014	26	26	
U12	699.0000	679.0000	328.0000	-.183012	.8547899	-.183012	.8547899	26	26	
U22	676.0000	702.0000	325.0000	-.237915	.8119482	-.237915	.8119482	26	26	
U28	726.0000	652.0000	301.0000	-.677144	.4983195	-.677144	.4983195	26	26	
U34	665.0000	713.0000	314.0000	-.439229	.6604989	-.439266	.6604717	26	26	
U40	688.0000	690.0000	337.0000	-.018301	.9853987	-.018303	.9853975	26	26	
U46	683.0000	695.0000	332.0000	-.109807	.9125630	-.109807	.9125630	26	26	

N+5

N-1





**ANNEXE n° 57**

**L'efficacité des raisons spécifiques  
(entreprises cibles 1970-1985)**

**RESULTATS STATISTIQUES**

STATISTICAL MANN-WHITNEY U TEST						
NONPARAM By variable CLASSE						
STATS Group 1: 1			Group 2: 2			
variable	Rank Sum Group 1	Rank Sum Group 2	U	Z	p-level	Z adjusted
V3	56.00000	49.00000	21.00000	-.44721	.6547239	-.44721
V6	50.00000	55.00000	22.00000	-.31944	.7493963	-.31944
V13	49.00000	56.00000	21.00000	-.44721	.6547239	-.44721
V16	57.00000	48.00000	20.00000	-.57499	.5653028	-.57499
V19	43.00000	62.00000	15.00000	-1.21387	.2248080	-1.21387
V22	43.00000	62.00000	15.00000	-1.21387	.2248080	-1.21387
V25	54.00000	51.00000	23.00000	-.19166	.8480074	-.19166

STATISTICAL MANN-WHITNEY U TEST			
NONPARAM By variable CLASSE			
STATS Group 1: 1		Group 2: 2	
variable	p-level	Valid N Group 1	Valid N Group 2
V3	.6547239	7	7
V6	.7493963	7	7
V13	.6547239	7	7
V16	.5653028	7	7
V19	.2248080	7	7
V22	.2248080	7	7
V25	.8480074	7	7

Classe 1

STATISTICAL MANN-WHITNEY U TEST						
NONPARAM By variable CLASSE						
STATS Group 1: 1			Group 2: 2			
variable	Rank Sum Group 1	Rank Sum Group 2	U	Z	p-level	Z adjusted
V3	1258.000	1088.000	493.0000	-1.04257	.2971544	-1.04257
V6	1237.000	1109.000	514.0000	-.78500	.4324621	-.78500
V13	1192.000	1154.000	559.0000	-.23305	.8157275	-.23305
V16	1237.000	1109.000	514.0000	-.78500	.4324621	-.78500
V19	1168.000	1178.000	573.0000	-.06133	.9510986	-.06134
V22	1217.000	1129.000	534.0000	-.53968	.5894185	-.53979
V25	1246.000	1100.000	505.0000	-.89539	.3705878	-.89539

STATISTICAL MANN-WHITNEY U TEST				
NONPARAM By variable CLASSE				
STATS Group 1: 1		Group 2: 2		
variable	p-level	Valid N Group 1	Valid N Group 2	
V3	.2971544	34	34	
V6	.4324621	34	34	
V13	.8157275	34	34	
V16	.4324621	34	34	
V19	.9510893	34	34	
V22	.5893474	34	34	
V25	.3705878	34	34	

Classe 3

STATISTICA   MANN-WHITNEY U TEST						
NONPARAM   By variable V0						
STATS   Group 1: 1			Group 2: 2			
variable	Rank Sum Group 1	Rank Sum Group 2	U	Z	p-level	Z adjusted
V1	27.00000	28.00000	12.00000	-.104447	.9168156	-.104447
V2	30.00000	25.00000	10.00000	-.522233	.6015117	-.522233
V3	27.00000	28.00000	12.00000	-.104447	.9168156	-.104447
V4	26.00000	29.00000	11.00000	-.313340	.7540246	-.313340
V5	23.00000	32.00000	8.00000	-.940019	.3472147	-.940019
V6	23.00000	32.00000	8.00000	-.940019	.3472147	-.940019
V7	29.00000	26.00000	11.00000	-.313340	.7540246	-.313340

STATISTICA   MANN-WHITNEY U TEST				
NONPARAM   By variable V0				
STATS   Group 1: 1		Group 2: 2		
variable	p-level	Valid N Group 1	Valid N Group 2	
V1	.9168156	5	5	
V2	.6015118	5	5	
V3	.9168156	5	5	
V4	.7540246	5	5	
V5	.3472147	5	5	
V6	.3472147	5	5	
V7	.7540246	5	5	

Classe 1

STATISTICA MANN-WHITNEY U TEST						
NONPARAM By variable V0						
STATS Group 1: 1			Group 2: 2			
variable	Rank Sum Group 1	Rank Sum Group 2	U	Z	p-level	Z adjusted
V1	403.0000	338.0000	148.0000	-.948829	.3427146	-.948829
V2	386.0000	355.0000	165.0000	-.452519	.6508985	-.452519
V3	340.0000	401.0000	150.0000	-.890440	.3732365	-.890440
V4	398.0000	343.0000	153.0000	-.802855	.4220642	-.802856
V5	377.0000	364.0000	174.0000	-.189766	.8494939	-.189807
V6	379.0000	362.0000	172.0000	-.248155	.8040158	-.248210
V7	350.0000	391.0000	160.0000	-.598492	.5495157	-.598492

STATISTICA MANN-WHITNEY U TEST			
NONPARAM By variable V0			
STATS Group 1: 1		Group 2: 2	
variable	p-level	Valid N Group 1	Valid N Group 2
V1	.3427146	19	19
V2	.6508985	19	19
V3	.3732365	19	19
V4	.4220642	19	19
V5	.8494613	19	19
V6	.8039738	19	19
V7	.5495157	19	19

Classe 3



**ANNEXE n° 58**

**L'efficacité des motivations explicites  
(entreprises cibles 1970-1985)**

**RESULTATS STATISTIQUES**

STATISTICAL MANN-WHITNEY U TEST						
NONPARAM By variable V0						
STATS Group 1: 1			Group 2: 2			
variable	Rank Sum Group 1	Rank Sum Group 2	U	Z	p-level	Z adjusted
V6	104.0000	106.0000	49.00000	-.075593	.9397435	-.075593
V12	99.0000	111.0000	44.00000	-.453557	.6501505	-.453557
V22	107.0000	103.0000	48.00000	-.151186	.8798301	-.151186
V28	109.0000	101.0000	46.00000	-.302372	.7623708	-.302372
V34	94.0000	116.0000	39.00000	-.831522	.4056851	-.831522
V40	97.0000	113.0000	42.00000	-.604743	.5453539	-.604743
V46	106.0000	104.0000	49.00000	-.075593	.9397435	-.075593

STATISTICAL MANN-WHITNEY U TEST				
NONPARAM By variable V0				
STATS Group 1: 1		Group 2: 2		
variable	p-level	Valid N Group 1	Valid N Group 2	
V6	.9397435	10	10	
V12	.6501505	10	10	
V22	.8798301	10	10	
V28	.7623708	10	10	
V34	.4056851	10	10	
V40	.5453539	10	10	
V46	.9397435	10	10	

Classe 1



STATISTICAL MANN-WHITNEY U TEST						
NONPARAMETRIC By variable V0						
STATISTICS			Group 2: 2			
variable	Rank Sum Group 1	Rank Sum Group 2	U	Z	p-level	Z adjusted
V6	141.0000	112.0000	46.00000	-.952143	.3410318	-.952143
V12	136.0000	117.0000	51.00000	-.623818	.5327519	-.623818
V22	116.0000	137.0000	50.00000	-.689483	.4905246	-.689483
V28	137.0000	116.0000	50.00000	-.689483	.4905246	-.689483
V34	118.0000	135.0000	52.00000	-.558153	.5767441	-.558153
V40	127.0000	126.0000	60.00000	-.032833	.9738083	-.032833
V46	118.0000	135.0000	52.00000	-.558153	.5767441	-.558153

STATISTICAL MANN-WHITNEY U TEST			
NONPARAMETRIC By variable V0			
STATISTICS		Group 2: 2	
variable	p-level	Valid N Group 1	Valid N Group 2
V6	.3410318	11	11
V12	.5327519	11	11
V22	.4905246	11	11
V28	.4905246	11	11
V34	.5767441	11	11
V40	.9738083	11	11
V46	.5767441	11	11



# MOTIVATIONS ET EFFICACITE DES OFFRES PUBLIQUES D'ACHAT ET D'ECHANGE EN FRANCE DE 1970 à 1990

Thèse présentée et soutenue en vue du Doctorat Nouveau Régime ès Sciences de Gestion par

Jérôme CABY

le 5 Janvier 1994

Directeur de recherche : Professeur José ALLOUCHE

Equipe de recherche : ERESTRATE - I.A.E. de Nancy II

## RESUME

La thèse est consacrée à l'étude des motifs et de l'efficacité des OPA/E en France de 1970 à 1990 et se situe à l'interface de deux domaines : la stratégie et la finance. Elle comprend trois parties :

- la recension des connaissances sur le sujet dont il ressort une faiblesse de la recherche française ;
- la présentation de la démarche et des choix méthodologiques. L'ensemble de la recherche s'inscrit dans le cadre d'un processus inductif et exploratoire cohérent avec une problématique complexe de la décision stratégique d'offre publique.
- les résultats de la recherche sont scindés en deux parties : les motivations et l'efficacité des OPA. L'analyse des motivations (pré-OPA) distingue les motivations explicites (232 opérations analysées) et implicites (140 entreprises analysées) et met en évidence la cohérence des motivations ainsi que le rôle instrumental des OPA pour la mise en œuvre de la stratégie des entreprises. L'analyse de l'efficacité (post-OPA) conclut à une absence d'efficacité des OPA pour des raisons essentiellement liées au processus d'intégration.

## ABSTRACT

The thesis is devoted to the study of takeovers' motives and effectiveness in France between 1970 and 1990, and, is at the meeting point of the research fields of strategy and finance. It contains three main parts :

- the state of the art on the subject wich stresses the weakness of french research ;
- the presentation of processes and methodological choices. The research comes within the scope of an empirical, inductive and exploratory process consistent with a strategic decision-making problematics.
- the empirical study results are divided in two parts : motives and effectiveness. The analysis of motives distinguishes explicit motives (232 takeovers) and implicit motives (140 companies), it underscores the motives consistency and the instrumental function of takeovers for strategy. The analysis of effectiveness concludes that takeovers lack of effectiveness can be explained by integration process problems.

**Mots-clés** : Stratégie, finance, marché financier, théorie de l'efficience, théorie de l'agence, théorie du free cash flow, décision stratégique, complexité, performances, efficacité, motivations, motivations explicites, motivations implicites, OPA, OPE, environnement, actionnaires, entreprises françaises, croissance externe, analyse lexicale.

**Key-words** : Strategy, finance, financial market, efficiency theory, agency theory, free cash flow theory, strategic decision, complexity, performance, effectiveness, motives, explicit motives, implicit motives, takeover, environment, stockholder, french companies, external growth, lexical analysis.